

UNITED STATES
SECURITIES AND EXCHANGE COMMISSION
WASHINGTON, D.C. 20549

Form 10-K

(Mark One)

- ANNUAL REPORT PURSUANT TO SECTION 13 OR 15(d) OF THE SECURITIES EXCHANGE ACT OF 1934
FOR THE FISCAL YEAR ENDED DECEMBER 31, 2024 OR
- TRANSITION REPORT PURSUANT TO SECTION 13 OR 15(d) OF THE SECURITIES EXCHANGE ACT OF 1934
FOR THE TRANSITION PERIOD FROM _____ TO _____
Commission File Number: 001-41197

APOLLO

APOLLO GLOBAL MANAGEMENT, INC.

(Exact name of registrant as specified in its charter)

Delaware
(State or other jurisdiction of incorporation or organization)

86-3155788
(I.R.S. Employer Identification No.)

9 West 57th Street, 42nd Floor
New York, New York 10019
(Address of principal executive offices) (Zip Code)
(212) 515-3200
(Registrant's telephone number, including area code)

Securities registered pursuant to Section 12(b) of the Act:

<u>Title of each class</u>	<u>Trading Symbol(s)</u>	<u>Name of each exchange on which registered</u>
Common Stock	APO	New York Stock Exchange
6.75% Series A Mandatory Convertible Preferred Stock	APO.PRA	New York Stock Exchange
7.625% Fixed-Rate Resettable Junior Subordinated Notes due 2053	APOS	New York Stock Exchange

Securities registered pursuant to Section 12(g) of the Act: None

Indicate by check mark if the registrant is a well-known seasoned issuer, as defined in Rule 405 of the Securities Act. Yes No

Indicate by check mark if the registrant is not required to file reports pursuant to Section 13 or Section 15(d) of the Act. Yes No

Indicate by check mark whether the registrant (1) has filed all reports required to be filed by Section 13 or 15(d) of the Securities Exchange Act of 1934 during the preceding 12 months (or for such shorter period that the registrant was required to file such reports), and (2) has been subject to such filing requirements for the past 90 days. Yes No

Indicate by check mark whether the registrant has submitted electronically every Interactive Data File required to be submitted pursuant to Rule 405 of Regulation S-T (§232.405 of this chapter) during the preceding 12 months (or for such shorter period that the registrant was required to submit such files). Yes No

Indicate by check mark whether the registrant is a large accelerated filer, an accelerated filer, a non-accelerated filer, a smaller reporting company or an emerging growth company. See the definitions of "large accelerated filer", "accelerated filer", "smaller reporting company" and "emerging growth company" in Rule 12b-2 of the Exchange Act.

Large accelerated filer Accelerated filer Non-accelerated filer Smaller reporting company Emerging growth company

If an emerging growth company, indicate by check mark if the registrant has elected not to use the extended transition period for complying with any new or revised financial accounting standards provided pursuant to Section 13(a) of the Exchange Act.

Indicate by check mark whether the registrant has filed a report on and attestation to its management's assessment of the effectiveness of its internal control over financial reporting under Section 404(b) of the Sarbanes-Oxley Act (15 U.S.C.7262(b)) by the registered public accounting firm that prepared or issued its audit report.

If securities are registered pursuant to Section 12(b) of the Act, indicate by check mark whether the financial statements of the registrant included in the filing reflect the correction of an error to previously issued financial statements.

Indicate by check mark whether any of those error corrections are restatements that required a recovery analysis of incentive-based compensation received by any of the registrant's executive officers during the relevant recovery period pursuant to §240.10D-1(b).

Indicate by check mark whether the registrant is a shell company (as defined in Rule 12b-2 of the Exchange Act). Yes No

The aggregate market value of the common stock of the registrant held by non-affiliates as of June 30, 2024 was approximately \$48,057,705,400.

As of February 19, 2025, there were 570,480,465 shares of the registrant's common stock outstanding.

DOCUMENTS INCORPORATED BY REFERENCE

Portions of the registrant's proxy statement for the 2025 Annual Meeting of Stockholders are incorporated by reference into Part III of this report to the extent described therein.

TABLE OF CONTENTS

	Page
PART I	
Item 1. Business	12
Item 1A. Risk Factors	31
Item 1B. Unresolved Staff Comments	59
Item 1C. Cybersecurity	59
Item 2. Properties	62
Item 3. Legal Proceedings	62
Item 4. Mine Safety Disclosures	62
PART II	
Item 5. Market for Registrant's Common Equity, Related Stockholder Matters and Issuer Purchases of Equity Securities	63
Item 6. [Reserved]	65
Item 7. Management's Discussion and Analysis of Financial Condition and Results of Operations	66
Item 7A. Quantitative and Qualitative Disclosures About Market Risk	124
Item 8. Financial Statements and Supplementary Data	133
Item 8A. Unaudited Supplemental Presentation of Statements of Financial Condition	253
Item 9. Changes in and Disagreements with Accountants on Accounting and Financial Disclosure	257
Item 9A. Controls and Procedures	257
Item 9B. Other Information	258
Item 9C. Disclosure Regarding Foreign Jurisdictions that Prevent Inspections	258
PART III	
Item 10. Directors, Executive Officers and Corporate Governance	259
Item 11. Executive Compensation	259
Item 12. Security Ownership of Certain Beneficial Owners and Management and Related Stockholder Matters	259
Item 13. Certain Relationships and Related Transactions, and Director Independence	259
Item 14. Principal Accountant Fees and Services	259
PART IV	
Item 15. Exhibits, Financial Statement Schedules	260
Item 16. Form 10-K Summary	274
SIGNATURES	

Forward-Looking Statements

This report may contain forward-looking statements that are within the meaning of Section 27A of the Securities Act of 1933, as amended (the “Securities Act”), and Section 21E of the Securities Exchange Act of 1934, as amended (the “Exchange Act”). These statements include, but are not limited to, discussions related to Apollo’s expectations regarding the performance of its business, its liquidity and capital resources and the other non-historical statements in the discussion and analysis. These forward-looking statements are based on management’s beliefs, as well as assumptions made by, and information currently available to, management. When used in this report, the words “believe,” “anticipate,” “estimate,” “expect,” “intend,” “target” or future or conditional verbs, such as “will,” “should,” “could,” or “may,” and variations of such words and similar expressions are intended to identify forward-looking statements. Although management believes that the expectations reflected in these forward-looking statements are reasonable, it can give no assurance that these expectations will prove to have been correct. These statements are subject to certain risks, uncertainties and assumptions, including risks relating to inflation, interest rate fluctuations and market conditions generally, domestic or international political developments and other geopolitical events, including geopolitical tensions and hostilities, the impact of energy market dislocation, our ability to manage our growth, our ability to operate in highly competitive environments, the performance of the funds we manage, our ability to raise new funds, the variability of our revenues, earnings and cash flow, the accuracy of management’s assumptions and estimates, our dependence on certain key personnel, our use of leverage to finance our businesses and investments by the funds we manage, Athene’s ability to maintain or improve financial strength ratings, the impact of Athene’s reinsurers failing to meet their assumed obligations, Athene’s ability to manage its business in a highly regulated industry, changes in our regulatory environment and tax status, and litigation risks, among others. We believe these factors include but are not limited to those described under the section entitled “Item 1A. Risk Factors” in this report, as such factors may be updated from time to time in our periodic filings with the SEC, which are accessible on the SEC’s website at www.sec.gov. These factors should not be construed as exhaustive and should be read in conjunction with the other cautionary statements that are included in this report and in our other filings with the SEC. We undertake no obligation to publicly update any forward-looking statements, whether as a result of new information, future developments or otherwise, except as required by applicable law.

Risk Factors Summary

The following is only a summary of the principal risks that could materially and adversely affect our business, financial condition, results of operations and cash flows, which should be read in conjunction with the detailed description of these risks in “Item 1A. Risk Factors.” Some of the factors that could materially and adversely affect our business, financial condition, results of operations and cash flows include, but are not limited to, the following:

- Difficult political, market or economic conditions;
- Climate change-related risks and regulatory and other efforts to address climate change;
- The variability in our revenues, earnings and cash flow;
- Our ability to expand into new investment strategies, geographic markets and businesses and new types of investors;
- Our business initiatives to increase the number and type of products offered to individual investors;
- Our operations in highly competitive industries;
- Our dependence on certain key personnel;
- Harm caused by misconduct by our current and former employees, directors, or others affiliated with us;
- Our reliance on technology and information systems;
- Our dependence on management’s assumptions and estimates;
- Investments by us and the funds we manage in illiquid assets;
- Reliance by us and the funds we manage on the financing markets;
- Artificial intelligence increasing competitive, operational, legal and regulatory risks;
- Our reliance on our asset management business;
- Our dependence on our retirement services business;
- Our ability to deal appropriately with conflicts of interest;
- Our ability to comply with the extensive regulation of our businesses;
- Increased regulatory focus on our businesses or legislative or regulatory changes;
- Our exposure to third-party litigation;
- The tax treatment of our structure, which is complex and subject to change;
- The impact of the number of new minimum tax regimes and their implementation; and
- We may be subject to U.S. federal income tax in amounts greater than expected.

Terms Used in This Report

In this report, references to “Apollo,” “we,” “us,” “our,” and the “Company” refer to Apollo Global Management, Inc. (“AGM”) and its subsidiaries unless the context requires otherwise. References to “AGM common stock” or “common stock” of the Company refer to shares of common stock, par value \$0.00001 per share, of AGM and “Mandatory Convertible Preferred Stock” refers to the 6.75% Series A Mandatory Convertible Preferred Stock of AGM.

The use of any defined term in this report to mean more than one entity, person, security or other item collectively is solely for convenience of reference and in no way implies that such entities, persons, securities or other items are one indistinguishable group. For example, notwithstanding the use of the defined terms “Apollo,” “we,” “us,” “our,” and the “Company” in this report to refer to AGM and its subsidiaries, each subsidiary of AGM is a standalone legal entity that is separate and distinct from AGM and any of its other subsidiaries. Any AGM entity (including any Athene entity) referenced herein is responsible for its own financial, contractual and legal obligations.

Term or Acronym	Definition
AAA	Apollo Aligned Alternatives Aggregator, LP
AADE	Athene Annuity & Life Assurance Company
AAIA	Athene Annuity and Life Company
AAM	Apollo Asset Management, Inc. (f/k/a Apollo Global Management, Inc. prior to the Mergers.)
AARe	Athene Annuity Re Ltd., a Bermuda reinsurance subsidiary
ABS	Asset-backed securities
Accord+	Apollo Accord+ Fund, L.P., together with its parallel funds and alternative investment vehicles
Accord+ II	Apollo Accord+ II Fund, L.P., together with its parallel funds and alternative investment vehicles
Accord I	Apollo Accord Master Fund, L.P., together with its feeder funds
Accord II	Apollo Accord Master Fund II, L.P., together with its feeder funds
Accord III	Apollo Accord Master Fund III, L.P., together with its feeder funds
Accord III B	Apollo Accord Master Fund III B, L.P., together with its feeder funds
Accord IV	Apollo Accord Fund IV, L.P., together with its parallel funds and alternative investment vehicles
Accord V	Apollo Accord Fund V, L.P., together with its parallel funds and alternative investment vehicles
Accord VI	Apollo Accord Fund VI, L.P., together with its parallel funds and alternative investment vehicles
Accord Funds	Accord I, Accord II, Accord III, Accord III B, Accord IV, Accord V and Accord VI
Accord+ Funds	Accord+ and Accord+ II
ACRA	ACRA 1 and ACRA 2
ACRA 1	Athene Co-Invest Reinsurance Affiliate Holding Ltd., together with its subsidiaries
ACRA 2	Athene Co-Invest Reinsurance Affiliate Holding 2 Ltd., together with its subsidiaries
ADCF	Apollo Diversified Credit Fund
ADIP	ADIP I and ADIP II
ADIP I	Apollo/Athene Dedicated Investment Program (A), L.P., together with its parallel funds, a series of funds managed by Apollo including third-party capital that, through ACRA 1, invests alongside Athene in certain investments
ADIP II	Apollo/Athene Dedicated Investment Program II, L.P., a fund managed by Apollo including third-party capital that, through ACRA 2, invests alongside Athene in certain investments
Adjusted Net Income Shares Outstanding, or ANI Shares Outstanding	Consists of total shares of common stock outstanding, RSUs that participate in dividends, and shares of common stock assumed to be issuable upon the conversion of the shares of Mandatory Convertible Preferred Stock
ADREF	Apollo Diversified Real Estate Fund
ADS	Apollo Debt Solutions BDC
AFS	Available-for-sale
AIOF I	Apollo Infra Equity US Fund, L.P. and Apollo Infra Equity International Fund, L.P., including their feeder funds and alternative investment vehicles
AIOF II	Apollo Infrastructure Opportunities Fund II, L.P., together with its parallel funds and alternative investment vehicles
AIOF III	Apollo Infrastructure Opportunities Fund III, L.P., together with its parallel funds and alternative investment vehicles
ALRe	Athene Life Re Ltd., a Bermuda reinsurance subsidiary
Alternative investments	Alternative investments, including investment funds, VIEs and certain equity securities due to their underlying characteristics

AMH	Apollo Management Holdings, L.P., a Delaware limited partnership, that is an indirect subsidiary of AGM
ANRP I	Apollo Natural Resources Partners, L.P., together with its alternative investment vehicles
ANRP II	Apollo Natural Resources Partners II, L.P., together with its alternative investment vehicles
ANRP III	Apollo Natural Resources Partners III, L.P., together with its parallel funds and alternative investment vehicles
AOCI	Accumulated other comprehensive income (loss)
AOG Unit Payment	On December 31, 2021, holders of units of the Apollo Operating Group (“AOG Units”) (other than Athene and the Company) sold and transferred a portion of such AOG Units to APO Corp., a wholly-owned consolidated subsidiary of the Company, in exchange for an amount equal to \$3.66 multiplied by the total number of AOG Units held by such holders immediately prior to such transaction.
Apollo funds, our funds and references to the funds we manage	The funds (including the parallel funds and alternative investment vehicles of such funds), partnerships, accounts, including strategic investment accounts or “SIAs,” alternative asset companies and other entities for which subsidiaries of Apollo provide investment management or advisory services.
Apollo Operating Group	(i) The entities through which we currently operate our asset management business and (ii) one or more entities formed for the purpose of, among other activities, holding certain of our gains or losses on our principal investments in the funds, which we refer to as our “principal investments.”
ARI	Apollo Commercial Real Estate Finance, Inc.
ARIS	Apollo Realty Income Solutions, Inc.
Assets Under Management, or AUM	<p>The assets of the funds, partnerships and accounts to which Apollo provides investment management, advisory, or certain other investment-related services, including, without limitation, capital that such funds, partnerships and accounts have the right to call from investors pursuant to capital commitments. Our AUM equals the sum of:</p> <ol style="list-style-type: none"> 1. the NAV, plus used or available leverage and/or capital commitments, or gross assets plus capital commitments, of the credit and certain equity funds, partnerships and accounts for which we provide investment management or advisory services, other than certain CLOs, CDOs, and certain perpetual capital vehicles, which have a fee-generating basis other than the mark-to-market value of the underlying assets; for certain perpetual capital vehicles in credit, gross asset value plus available financing capacity; 2. the fair value of the investments of the equity and certain credit funds, partnerships and accounts Apollo manages or advises, plus the capital that such funds, partnerships and accounts are entitled to call from investors pursuant to capital commitments, plus portfolio level financings; 3. the gross asset value associated with the reinsurance investments of the portfolio company assets Apollo manages or advises; and 4. the fair value of any other assets that Apollo manages or advises for the funds, partnerships and accounts to which Apollo provides investment management, advisory, or certain other investment-related services, plus unused credit facilities, including capital commitments to such funds, partnerships and accounts for investments that may require pre-qualification or other conditions before investment plus any other capital commitments to such funds, partnerships and accounts available for investment that are not otherwise included in the clauses above. <p>Apollo’s AUM measure includes Assets Under Management for which Apollo charges either nominal or zero fees. Apollo’s AUM measure also includes assets for which Apollo does not have investment discretion, including certain assets for which Apollo earns only investment-related service fees, rather than management or advisory fees. Apollo’s definition of AUM is not based on any definition of Assets Under Management contained in its governing documents or in any management agreements of the funds Apollo manages. Apollo considers multiple factors for determining what should be included in its definition of AUM. Such factors include but are not limited to (1) Apollo’s ability to influence the investment decisions for existing and available assets; (2) Apollo’s ability to generate income from the underlying assets in the funds it manages; and (3) the AUM measures that Apollo uses internally or believes are used by other investment managers. Given the differences in the investment strategies and structures among other alternative investment managers, Apollo’s calculation of AUM may differ from the calculations employed by other investment managers and, as a result, this measure may not be directly comparable to similar measures presented by other investment managers. Apollo’s calculation also differs from the manner in which its affiliates registered with the SEC report “Regulatory Assets Under Management” on Form ADV and Form PF in various ways.</p> <p>Apollo uses AUM, Gross capital deployment and Dry powder as performance measurements of its investment activities, as well as to monitor fund size in relation to professional resource and infrastructure needs.</p>
Athene	Athene Holding Ltd. (“Athene Holding” or “AHL”, together with its subsidiaries, “Athene”), a leading financial services company specializing in retirement services that issues, reinsures and acquires retirement savings products designed for the increasing number of individuals and institutions seeking to fund retirement needs, and to which Apollo, through its consolidated subsidiary ISG, provides asset management and advisory services.
Athora	Athora Holding, Ltd. (“Athora Holding”, together with its subsidiaries, “Athora”), a strategic liabilities platform that acquires or reinsures blocks of insurance business in the German and broader European life insurance market (collectively, the “Athora Accounts”). Apollo, through ISGI, provides investment advisory services to Athora. Athora Non-Sub-Advised Assets includes the Athora assets which are managed by Apollo but not sub-advised by Apollo nor invested in Apollo funds or investment vehicles. Athora Sub-Advised includes assets which the Company explicitly sub-advises as well as those assets in the Athora Accounts which are invested directly in funds and investment vehicles Apollo manages.

Atlas	An equity investment of AAA and refers to certain subsidiaries of Atlas Securitized Products Holdings LP
AUM with Future Management Fee Potential	The committed uninvested capital portion of total AUM not currently earning management fees. The amount depends on the specific terms and conditions of each fund.
AUSA	Athene USA Corporation
Bermuda RBC	The risk-based capital ratio of Athene's non-U.S. reinsurance subsidiaries calculated using Bermuda capital and applying NAIC risk-based capital factors on an aggregate basis, excluding U.S. subsidiaries which are included within Athene's U.S. RBC Ratio.
BMA	Bermuda Monetary Authority
Capital solutions fees and other, net	Primarily includes transaction fees earned by our capital solutions business which we refer to as Apollo Capital Solutions ("ACS") related to underwriting, structuring, arrangement and placement of debt and equity securities, and syndication for funds managed by Apollo, portfolio companies of funds managed by Apollo, and third parties. Capital solutions fees and other, net also includes advisory fees for the ongoing monitoring of portfolio operations and directors' fees. These fees also include certain offsetting amounts, including reductions in management fees related to a percentage of these fees recognized ("management fee offset") and other additional revenue sharing arrangements.
CDO	Collateralized debt obligation
Class A shares	Class A common stock, \$0.00001 par value per share, of AAM prior to the Mergers.
CLO	Collateralized loan obligation
CMBS	Commercial mortgage-backed securities
CML	Commercial mortgage loan
Contributing Partners	Partners and their related parties (other than Messrs. Leon Black, Joshua Harris and Marc Rowan, our co-founders) who indirectly beneficially owned AOG units.
Consolidated RBC	The consolidated risk-based capital ratio of Athene's non-U.S. reinsurance and U.S. insurance subsidiaries calculated by aggregating U.S. RBC and Bermuda RBC.
Cost of funds	Cost of funds includes liability costs related to cost of crediting on both deferred annuities, including, with respect to Athene's fixed indexed annuities, option costs, and institutional costs related to institutional products, as well as other liability costs, but does not include the proportionate share of the ACRA cost of funds associated with the non-controlling interests. Other liability costs include DAC, DSI and VOBA amortization, certain market risk benefit costs, the cost of liabilities on products other than deferred annuities and institutional products, premiums and certain product charges and other revenues. Athene includes the costs related to business added through assumed reinsurance transactions but excludes the costs on business related to ceded reinsurance transactions. Cost of funds is computed as the total liability costs divided by the average net invested assets for the relevant period, presented on an annualized basis for interim periods.
Credit Strategies	Apollo Credit Strategies Master Fund Ltd., together with its feeder funds
CS	Credit Suisse AG
DAC	Deferred acquisition costs
Deferred annuities	Fixed indexed annuities, annual reset annuities, multi-year guaranteed annuities and registered index-linked annuities
Dry Powder	The amount of capital available for investment or reinvestment subject to the provisions of the applicable limited partnership agreements or other governing agreements of the funds, partnerships and accounts we manage. Dry powder excludes uncalled commitments which can only be called for fund fees and expenses and commitments from perpetual capital vehicles.
DSI	Deferred sales inducement
EPF Funds	Apollo European Principal Finance Fund, L.P., Apollo European Principal Finance Fund II (Dollar A), L.P., EPF III, and EPF IV, together with their parallel funds and alternative investment vehicles
EPF III	Apollo European Principal Finance Fund III (Dollar A), L.P., together with its parallel funds and alternative investment vehicles
EPF IV	Apollo European Principal Finance Fund IV (Dollar A), L.P., together with its parallel funds and alternative investment vehicles
Equity Plan	Refers collectively to the Company's 2019 Omnibus Equity Incentive Plan and the Company's 2019 Omnibus Equity Incentive Plan for Estate Planning Vehicles.
FABN	Funding agreement backed notes
FABR	Funding agreement backed repurchase agreement
FASB	Financial Accounting Standards Board
FCI Funds	Financial Credit Investment I, L.P., Financial Credit Investment II, L.P., together with its feeder funds, Financial Credit Investment Fund III L.P., Financial Credit Investment IV, L.P., together with its feeder funds, and Apollo/Athene Dedicated Investment Program (A), L.P., together with its parallel funds, a series of funds managed by Apollo including third-party capital that, through ACRA, invests alongside Athene in certain investments

Fee-Generating AUM	Fee-Generating AUM consists of assets of the funds, partnerships and accounts to which we provide investment management, advisory, or certain other investment-related services and on which we earn management fees, monitoring fees or other investment-related fees pursuant to management or other fee agreements on a basis that varies among the Apollo funds, partnerships and accounts. Management fees are normally based on “net asset value,” “gross assets,” “adjusted par asset value,” “adjusted cost of all unrealized portfolio investments,” “capital commitments,” “adjusted assets,” “stockholders’ equity,” “invested capital” or “capital contributions,” each as defined in the applicable management agreement. Monitoring fees, also referred to as advisory fees, with respect to the structured portfolio company investments of the funds, partnerships and accounts we manage or advise, are generally based on the total value of such structured portfolio company investments, which normally includes leverage, less any portion of such total value that is already considered in Fee-Generating AUM.
Fee Related Earnings, or FRE	Component of Segment Income that is used to assess the performance of the Asset Management segment. FRE is the sum of (i) management fees, (ii) capital solutions and other related fees, (iii) fee-related performance fees from indefinite term vehicles, that are measured and received on a recurring basis and not dependent on realization events of the underlying investments, excluding performance fees from Athene and performance fees from origination platforms dependent on capital appreciation, and (iv) other income, net, less (a) fee-related compensation, excluding equity-based compensation, (b) non-compensation expenses incurred in the normal course of business, (c) placement fees and (d) non-controlling interests in the management companies of certain funds the Company manages.
FIA	Fixed indexed annuity, which is an insurance contract that earns interest at a crediting rate based on a specified index on a tax-deferred basis
Fixed annuities	FIA's together with fixed rate annuities
Former Managing Partners	Messrs. Leon Black, Joshua Harris and Marc Rowan collectively and, when used in reference to holdings of interests in Apollo or AP Professional Holdings, L.P. includes certain related parties of such individuals
Freedom Parent Holdings	Freedom Parent Holdings, L.P.
Gross capital deployment	The gross capital that has been invested by the funds and accounts we manage during the relevant period, but excludes certain investment activities primarily related to hedging and cash management functions at the firm. Gross capital deployment is not reduced or netted down by sales or refinancings, and takes into account leverage used by the funds and accounts we manage in gaining exposure to the various investments that they have made.
GLWB	Guaranteed lifetime withdrawal benefit
GMDB	Guaranteed minimum death benefit
Gross IRR of accord series, ADIP funds and the European principal finance funds	The annualized return of a fund based on the actual timing of all cumulative fund cash flows before management fees, performance fees allocated to the general partner and certain other expenses. Calculations may include certain investors that do not pay fees. The terminal value is the net asset value as of the reporting date. Non-U.S. dollar denominated (“USD”) fund cash flows and residual values are converted to USD using the spot rate as of the reporting date. In addition, gross IRRs at the fund level will differ from those at the individual investor level as a result of, among other factors, timing of investor-level inflows and outflows. Gross IRR does not represent the return to any fund investor.
Gross IRR of a traditional private equity or hybrid value fund	The cumulative investment-related cash flows (i) for a given investment for the fund or funds which made such investment, and (ii) for a given fund, in the relevant fund itself (and not any one investor in the fund), in each case, on the basis of the actual timing of investment inflows and outflows (for unrealized investments assuming disposition on December 31, 2024 or other date specified) aggregated on a gross basis quarterly, and the return is annualized and compounded before management fees, performance fees and certain other expenses (including interest incurred by the fund itself) and measures the returns on the fund’s investments as a whole without regard to whether all of the returns would, if distributed, be payable to the fund’s investors. In addition, gross IRRs at the fund level will differ from those at the individual investor level as a result of, among other factors, timing of investor-level inflows and outflows. Gross IRR does not represent the return to any fund investor.
Gross IRR of infrastructure funds	The cumulative investment-related cash flows in the fund itself (and not any one investor in the fund), on the basis of the actual timing of cash inflows and outflows (for unrealized investments assuming disposition on December 31, 2024 or other date specified) starting on the date that each investment closes, and the return is annualized and compounded before management fees, performance fees, and certain other expenses (including interest incurred by the fund itself) and measures the returns on the fund’s investments as a whole without regard to whether all of the returns would, if distributed, be payable to the fund’s investors. Non-USD fund cash flows and residual values are converted to USD using the spot rate as of the reporting date. In addition, gross IRRs at the fund level will differ from those at the individual investor level as a result of, among other factors, timing of investor-level inflows and outflows. Gross IRR does not represent the return to any fund investor.
HoldCo	Apollo Global Management, Inc. (f/k/a Tango Holdings, Inc.)
HVF I	Apollo Hybrid Value Fund, L.P., together with its parallel funds and alternative investment vehicles
HVF II	Apollo Hybrid Value Fund II, L.P., together with its parallel funds and alternative investment vehicles
Inflows	(i) At the individual strategy level, subscriptions, commitments, and other increases in available capital, such as acquisitions or leverage, net of inter-strategy transfers, and (ii) on an aggregate basis, the sum of inflows across the credit and equity investing strategies.
IPO	Initial Public Offering

ISG	Apollo Insurance Solutions Group LP
ISGI	Refers collectively to Apollo Asset Management Europe LLP, a subsidiary of AAM (“AAME”) and Apollo Asset Management PC LLP, a wholly-owned subsidiary of AAME (“AAME PC”)
Management Fee Offset	Under the terms of the limited partnership agreements for certain funds, the management fee payable by the funds may be subject to a reduction based on a certain percentage of such advisory and transaction fees, net of applicable broken deal costs.
Market risk benefits	Guaranteed lifetime withdrawal benefits and guaranteed minimum death benefits
Mergers	Completion of the previously announced merger transactions pursuant to the Merger Agreement
Merger Agreement	The Agreement and Plan of Merger dated as of March 8, 2021 by and among AAM, AGM, AHL, Blue Merger Sub, Ltd., a Bermuda exempted company, and Green Merger Sub, Inc., a Delaware corporation.
Merger Date	January 1, 2022
MFIC	MidCap Financial Investment Corporation (f/k/a Apollo Investment Corporation or “AINV”)
MidCap Financial	MidCap FinCo LLC (f/k/a MidCap FinCo Designated Activity Company)
Modco	Modified coinsurance
NAIC	National Association of Insurance Commissioners
NAV	Net Asset Value
Net invested assets	Represent the investments that directly back Athene’s net reserve liabilities as well as surplus assets. Net invested assets include Athene’s (a) total investments on the consolidated statements of financial condition, with available-for-sale securities, trading securities and mortgage loans at cost or amortized cost, excluding derivatives, (b) cash and cash equivalents and restricted cash, (c) investments in related parties, (d) accrued investment income, (e) VIE and VOE assets, liabilities and non-controlling interest adjustments, (f) net investment payables and receivables, (g) policy loans ceded (which offset the direct policy loans in total investments) and (h) an adjustment for the allowance for credit losses. Net invested assets exclude the derivative collateral offsetting the related cash positions. Athene includes the investments supporting assumed funds withheld and modco agreements and excludes the investments related to ceded reinsurance transactions in order to match the assets with the income received. Net invested assets include Athene’s economic ownership of ACRA investments but do not include the investments associated with the non-controlling interests.
Net investment earned rate	Computed as income from Athene’s net invested assets, excluding the proportionate share of the ACRA net investment income associated with the non-controlling interests, divided by the average net invested assets for the relevant period, presented on an annualized basis for interim periods.
Net investment spread	Net investment spread measures Athene’s investment performance plus its strategic capital management fees less its total cost of funds, presented on an annualized basis for interim periods.
Net IRR of accord series, ADIP funds and the European principal finance funds	The annualized return of a fund after management fees, performance fees allocated to the general partner and certain other expenses, calculated on investors that pay such fees. The terminal value is the net asset value as of the reporting date. Non-USD fund cash flows and residual values are converted to USD using the spot rate as of the reporting date. In addition, net IRR at the fund level will differ from that at the individual investor level as a result of, among other factors, timing of investor-level inflows and outflows. Net IRR does not represent the return to any fund investor.
Net IRR of a traditional private equity or the hybrid value funds	The gross IRR applicable to a fund, including returns for related parties which may not pay fees or performance fees, net of management fees, certain expenses (including interest incurred or earned by the fund itself) and realized performance fees all offset to the extent of interest income, and measures returns at the fund level on amounts that, if distributed, would be paid to investors of the fund. The timing of cash flows applicable to investments, management fees and certain expenses, may be adjusted for the usage of a fund’s subscription facility. To the extent that a fund exceeds all requirements detailed within the applicable fund agreement, the estimated unrealized value is adjusted such that a percentage of up to 20.0% of the unrealized gain is allocated to the general partner of such fund, thereby reducing the balance attributable to fund investors. In addition, net IRR at the fund level will differ from that at the individual investor level as a result of, among other factors, timing of investor-level inflows and outflows. Net IRR does not represent the return to any fund investor.
Net IRR of infrastructure funds	The cumulative cash flows in a fund (and not any one investor in the fund), on the basis of the actual timing of cash inflows received from and outflows paid to investors of the fund (assuming the ending net asset value as of the reporting date or other date specified is paid to investors), excluding certain non-fee and non-performance fee bearing parties, and the return is annualized and compounded after management fees, performance fees, and certain other expenses (including interest incurred by the fund itself) and measures the returns to investors of the fund as a whole. Non-USD fund cash flows and residual values are converted to USD using the spot rate as of the reporting date. In addition, net IRR at the fund level will differ from that at the individual investor level as a result of, among other factors, timing of investor-level inflows and outflows. Net IRR does not represent the return to any fund investor.

Net reserve liabilities	Represent Athene's policyholder liability obligations net of reinsurance and used to analyze the costs of its liabilities. Net reserve liabilities include Athene's (a) interest sensitive contract liabilities, (b) future policy benefits, (c) net market risk benefits, (d) long-term repurchase obligations, (e) dividends payable to policyholders and (f) other policy claims and benefits, offset by reinsurance recoverable, excluding policy loans ceded. Net reserve liabilities include Athene's economic ownership of ACRA reserve liabilities but do not include the reserve liabilities associated with the non-controlling interests. Net reserve liabilities are net of the ceded liabilities to third-party reinsurers as the costs of the liabilities are passed to such reinsurers and, therefore, Athene has no net economic exposure to such liabilities, assuming its reinsurance counterparties perform under the agreements. Net reserve liabilities include the underlying liabilities assumed through modco reinsurance agreements in order to match the liabilities with the expenses incurred.
Non-Fee-Generating AUM	AUM that does not produce management fees or monitoring fees. This measure generally includes the following: (i) fair value above invested capital for those funds that earn management fees based on invested capital; (ii) net asset values related to general partner and co-investment interests; (iii) unused credit facilities; (iv) available commitments on those funds that generate management fees on invested capital; (v) structured portfolio company investments that do not generate monitoring fees; and (vi) the difference between gross asset and net asset value for those funds that earn management fees based on net asset value.
NYC UBT	New York City Unincorporated Business Tax
NYSE	New York Stock Exchange
Origination	Represents (i) capital that has been invested in new equity, debt or debt-like investments by Apollo's equity and credit strategies (whether purchased by funds and accounts managed by Apollo, or syndicated to third parties) where Apollo or one of Apollo's origination platforms has sourced, negotiated, or significantly affected the commercial terms of the investment; (ii) new capital pools formed by debt issuances, including CLOs; and (iii) net purchases of certain assets by the funds and accounts we manage that we consider to be private, illiquid, and hard to access assets and which the funds and accounts otherwise may not be able to meaningfully access. Origination generally excludes any issuance of debt or debt-like investments by the portfolio companies of the funds we manage.
Other operating expenses within the Principal Investing segment	Expenses incurred in the normal course of business and includes allocations of non-compensation expenses related to managing the business.
Other operating expenses within the Retirement Services segment	Expenses incurred in the normal course of business inclusive of compensation and non-compensation expenses, excluding the proportionate share of the ACRA operating expenses associated with the non-controlling interests.
Payout annuities	Annuities with a current cash payment component, which consist primarily of single premium immediate annuities, supplemental contracts and structured settlements.
PCD	Purchased Credit Deteriorated Investments
Performance allocations, Performance fees, Performance revenues, Incentive fees and Incentive income	The interests granted to Apollo by a fund managed by Apollo that entitle Apollo to receive allocations, distributions or fees which are based on the performance of such fund or its underlying investments.
Performance Fee-Eligible AUM	AUM that may eventually produce performance fees. All funds for which we are entitled to receive a performance fee allocation or incentive fee are included in Performance Fee-Eligible AUM, which consists of the following: (i) "Performance Fee-Generating AUM", which refers to invested capital of the funds, partnerships and accounts we manage, advise, or to which we provide certain other investment-related services, that is currently above its hurdle rate or preferred return, and profit of such funds, partnerships and accounts is being allocated to, or earned by, the general partner in accordance with the applicable limited partnership agreements or other governing agreements; (ii) "AUM Not Currently Generating Performance Fees", which refers to invested capital of the funds, partnerships and accounts we manage, advise, or to which we provide certain other investment-related services, that is currently below its hurdle rate or preferred return; and (iii) "Uninvested Performance Fee-Eligible AUM", which refers to capital of the funds, partnerships and accounts we manage, advise, or to which we provide certain other investment-related services, that is available for investment or reinvestment subject to the provisions of applicable limited partnership agreements or other governing agreements, which capital is not currently part of the NAV or fair value of investments that may eventually produce performance fees allocable to, or earned by, the general partner.
Perpetual capital	Assets under management of certain vehicles with an indefinite duration, which assets may only be withdrawn under certain conditions or subject to certain limitations, including satisfying required hold periods or percentage limits on the amounts that may be redeemed over a particular period. The investment management, advisory or other service agreements with our perpetual capital vehicles may be terminated under certain circumstances.
Principal Investing Income, or PII	Component of Segment Income that is used to assess the performance of the Principal Investing segment. For the Principal Investing segment, PII is the sum of (i) realized performance fees, including certain realizations received in the form of equity, (ii) realized investment income, less (x) realized principal investing compensation expense, excluding expense related to equity-based compensation, and (y) certain corporate compensation and non-compensation expenses.

Principal investing compensation	Realized performance compensation, distributions related to investment income and dividends, and includes allocations of certain compensation expenses related to managing the business.
Policy loan	A loan to a policyholder under the terms of, and which is secured by, a policyholder's policy.
Realized Value	All cash investment proceeds received by the relevant Apollo fund, including interest and dividends, but does not give effect to management fees, expenses, incentive compensation or performance fees to be paid by such Apollo fund.
Redding Ridge	Redding Ridge Asset Management, LLC and its subsidiaries, which is a standalone, self-managed asset management business established in connection with risk retention rules that manages CLOs and retains the required risk retention interests.
Redding Ridge Holdings	Redding Ridge Holdings LP
Remaining Cost	The initial investment of a fund in a portfolio investment, reduced for any return of capital distributed to date on such portfolio investment
RMBS	Residential mortgage-backed securities
RML	Residential mortgage loan
RSUs	Restricted share units
SIA	Strategic investment account
SPACs	Special purpose acquisition companies
Spread Related Earnings, or SRE	Component of Segment Income that is used to assess the performance of the Retirement Services segment, excluding certain market volatility, which consists of investment gains (losses), net of offsets and non-operating change in insurance liabilities and related derivatives, and certain expenses related to integration, restructuring, equity-based compensation, and other expenses. For the Retirement Services segment, SRE equals the sum of (i) the net investment earnings on Athene's net invested assets and (ii) management fees received on business managed for others, less (x) cost of funds, (y) operating expenses excluding equity-based compensation and (z) financing costs, including interest expense and preferred dividends, if any, paid to Athene preferred stockholders.
Surplus assets	Assets in excess of Athene's policyholder obligations, determined in accordance with the applicable domiciliary jurisdiction's statutory accounting principles.
Tax receivable agreement	The tax receivable agreement entered into by and among APO Corp., the Former Managing Partners, the Contributing Partners, and other parties thereto
Total Invested Capital	The aggregate cash invested by the relevant Apollo fund and includes capitalized costs relating to investment activities, if any, but does not give effect to cash pending investment or available for reserves and excludes amounts, if any, invested on a financed basis with leverage facilities
Total Value	The sum of the total Realized Value and Unrealized Value of investments
Traditional private equity funds	Apollo Investment Fund I, L.P. ("Fund I"), AIF II, L.P. ("Fund II"), a mirrored investment account established to mirror Fund I and Fund II for investments in debt securities ("MIA"), Apollo Investment Fund III, L.P. (together with its parallel funds, "Fund III"), Apollo Investment Fund IV, L.P. (together with its parallel fund, "Fund IV"), Apollo Investment Fund V, L.P. (together with its parallel funds and alternative investment vehicles, "Fund V"), Apollo Investment Fund VI, L.P. (together with its parallel funds and alternative investment vehicles, "Fund VI"), Apollo Investment Fund VII, L.P. (together with its parallel funds and alternative investment vehicles, "Fund VII"), Apollo Investment Fund VIII, L.P. (together with its parallel funds and alternative investment vehicles, "Fund VIII"), Apollo Investment Fund IX, L.P. (together with its parallel funds and alternative investment vehicles, "Fund IX") and Apollo Investment Fund X, L.P. (together with its parallel funds and alternative investment vehicles, "Fund X").
U.S. GAAP	Generally accepted accounting principles in the United States of America
U.S. RBC	The CAL RBC ratio for AAIA, Athene's parent U.S. insurance company
U.S. Treasury	United States Department of the Treasury
Unrealized Value	The fair value consistent with valuations determined in accordance with GAAP, for investments not yet realized and may include payments in kind, accrued interest and dividends receivable, if any, and before the effect of certain taxes. In addition, amounts include committed and funded amounts for certain investments.
Venerable	Venerable Holdings, Inc., together with its subsidiaries
VIAC	Venerable Insurance and Annuity Company
VIE	Variable interest entity
Vintage Year	The year in which a fund's final capital raise occurred, or, for certain funds, the year of a fund's effective date or the year in which a fund's investment period commences pursuant to its governing agreements.
VOBA	Value of business acquired
VOE	Voting interest entity
WACC	Weighted average cost of capital

PART I

ITEM 1. BUSINESS

Index to Business

s	12
agement	12
.Services	16
vesting	21
	22
l	23
vesting and Corporate Responsibility	24
d Compliance Matters	24
rmation	30

Overview

Founded in 1990, Apollo is a high-growth, global alternative asset manager and a retirement services provider. Apollo conducts its business primarily in the United States through the following three reportable segments: Asset Management, Retirement Services and Principal Investing. These business segments are differentiated based on the investment services they provide as well as varying investing strategies.

Our Businesses

Asset Management

Our Asset Management segment focuses on credit and equity investing strategies. These strategies reflect the range of investment capabilities across our platform based on relative risk and return. As an asset manager, we earn fees for providing investment management services and expertise to our client base. The amount of fees charged for managing these assets depends on the underlying investment strategy, liquidity profile, and, ultimately our ability to generate returns for our clients. We also earn capital solutions fees as part of our growing capital solutions business and as part of monitoring and deployment activity alongside our sizable private equity franchise. After expenses, we call the resulting earning stream “Fee Related Earnings” or “FRE”, which represents the primary performance measure for the Asset Management segment. As of December 31, 2024, we had total AUM of \$751.0 billion.

Our Asset Management segment had a team of 3,125 employees as of December 31, 2024, with offices throughout the world. This team possesses a broad range of transaction, financial, managerial and investment skills. We operate our asset management business in a highly integrated manner, which we believe distinguishes us from other alternative asset managers. Our investment teams frequently collaborate across disciplines and we believe that this collaboration enables our clients to more successfully invest across a company’s capital structure. Our objective is to achieve superior long-term risk-adjusted returns for our clients. The majority of the investment funds we manage are designed to invest capital over a period of several years from inception, thereby allowing us to seek to generate attractive long-term returns throughout economic cycles. We have a contrarian, value-oriented investment approach, emphasizing downside protection, and the preservation of capital. We believe our contrarian investment approach is reflected in a number of ways, including:

- our willingness to pursue investments in industries that our competitors typically avoid;
- the often complex structures employed in some of the investments of our funds;
- our experience investing during periods of uncertainty or distress in the economy or financial markets; and
- our willingness to undertake transactions that have substantial business, regulatory or legal complexity.

We have applied this investment philosophy to identify what we believe are attractive investment opportunities, deploy capital across the balance sheet of industry leading, or “franchise,” businesses and create value throughout economic cycles.

Credit

Credit is our largest asset management strategy with \$616.4 billion of AUM as of December 31, 2024. Our credit strategy spans third-party strategies and Apollo’s retirement services business across four main investment pillars: direct origination, asset-backed finance, opportunistic credit and multi-credit. Our credit strategy focuses on generating excess returns through high-quality credit underwriting and origination. Beyond participation in the traditional issuance and secondary credit markets, through our origination platforms and corporate solutions capabilities we seek to originate attractive and safe-yielding assets for the investors in the funds we manage. The investment portfolios of the credit-oriented funds Apollo manages include several asset classes, as described below:

- *Direct Origination* (\$251.3 billion of AUM), includes large corporate direct origination, middle-market direct lending, and investment grade and performing credit mandates across managed accounts and CLOs. Apollo’s direct origination platform is built to offer companies a variety of financing solutions across investment grade and below investment grade, and public and private markets. The strategy is focused on first lien senior secured investments and is diversified across fixed and floating rate issuance, issuer type and sector;
- *Asset-Backed Finance* (\$229.1 billion of AUM), includes instruments that are supported first by the contractual cash flows of a pool of assets, and second by the liquidation value of those assets. Asset-backed finance encompasses diverse credit types, such as mortgages, consumer credit, receivables, aircraft lending, and inventory finance, in both whole loan and bond format across the capital structure;
- *Opportunistic Credit* (\$40.3 billion of AUM), seeks to optimize both near- and longer-term relative value across market cycles by capitalizing on investment opportunities across the credit spectrum, spanning private and public markets as well as corporate and asset-backed credit. Using a flexible approach, the objective of the opportunistic credit strategy is to identify market inefficiencies and unique opportunities to generate excess returns; and
- *Multi-Credit* (\$25.2 billion of AUM), targets investment grade and high yield performing credit, including income-oriented, senior loan and bond corporate credit as well as asset-backed finance investments. The multi-credit strategy allocates capital across both public and private markets, seeking to generate enhanced yield and attractive risk-adjusted returns while prioritizing downside protection.

Equity

Our equity strategy represents \$134.7 billion of AUM as of December 31, 2024. Across our equity strategy, we focus on creative structuring and sourcing while working with the management teams of the portfolio companies of Apollo managed funds to help transform and grow their businesses. Our flexible mandate and purchase price discipline allow us to embrace complexity and seek attractive outcomes for our stakeholders. Apollo’s equity team has experience across sectors, industries, and geographies spanning its private equity, hybrid value, secondaries equity, AAA, real estate equity, impact investing, infrastructure and clean transition equity strategies. We have consistently produced attractive long-term investment returns in the traditional private equity funds we manage, generating a 39% gross IRR and a 24% net IRR on a compound annual basis from inception through December 31, 2024. Our equity strategy focuses on several investing strategies as described below:

- *Corporate Private Equity* (\$76.8 billion of AUM), which refers to our investment strategy focused on creating investment opportunities with attractive risk-adjusted returns across industries and geographies and throughout market cycles, utilizing our value-oriented investment approach. Through this strategy, we seek to build portfolios of investments that are created at meaningful discounts to comparable market multiples, thereby resulting in what we believe are portfolios focused on capital preservation. The transactions in this strategy include opportunistic buyouts, corporate carveouts and deleveraging investments. Corporate Private Equity also includes our secondaries equity (“Secondaries”) and impact investing (“Impact”) strategies. Secondaries offers a comprehensive set of secondary and liquidity solutions while Impact pursues private equity-like opportunities that aim to generate attractive risk-adjusted returns while also generating positive, measurable social and/or environmental impact;
- *Hybrid Value* (\$14.7 billion of AUM), which refers to our strategy that focuses on investments that share features with both private credit and traditional private equity investments. Hybrid Value offers creative, partnership-driven

solutions to counterparties seeking to fund growth initiatives, acquisitions, liquidity events for shareholders and balance sheet deleveraging. By employing a comprehensive and flexible investment approach, the hybrid value strategy aims to generate equity-like returns with credit-like downside protection across market cycles;

- *AAA* (\$19.5 billion of AUM), which offers investors access to Apollo's flagship private market strategy in a perpetual capital, semi-liquid structure. The strategy seeks to deliver equity-like returns with lower risk and more downside protection than both public equity and traditional private equity buyout strategies. AAA's portfolio encompasses several investment strategies, such as core private equity, structured equity, traditional private equity, private credit, secondaries, and real assets;
- *Real Estate Equity* (\$16.6 billion of AUM), which refers to our real estate income strategies encompassing core plus and net lease investments in the non-traded REIT and public and private real estate funds we manage, as well as our value add and opportunistic investments strategies that target investments in real estate assets, portfolios and platforms in regionally focused private funds in both the United States and Asia; and
- *Infrastructure Equity* (\$13.6 billion of AUM), which refers to the investment strategy of certain funds managed by Apollo that focus on investing in a broad range of infrastructure assets, including digital infrastructure, energy transition, transportation/logistics, and sustainable living. Infrastructure Equity also includes the legacy natural resources private equity funds we manage, as well as our clean transition equity strategy, which is our dedicated energy transition and decarbonization-focused private equity strategy that invests in energy transition, sustainable mobility, industrial decarbonization and sustainable resource use.

Perpetual Capital

Included within our investing strategies above is \$446.5 billion of perpetual capital, out of the \$751.0 billion of AUM as of December 31, 2024. As of December 31, 2024, perpetual capital includes, without limitation, certain assets in our credit strategy, including assets relating to publicly traded and non-traded vehicles, certain origination platform assets and assets managed for certain of our retirement services clients. Perpetual capital assets may be withdrawn under certain circumstances and utilize a range of investment strategies, including those described previously.

Athene

Apollo's asset management business, through its consolidated subsidiary, ISG, provides a full suite of services for Athene's investment portfolio, including direct investment management, asset allocation, mergers and acquisitions asset diligence, and certain operational support services, including investment compliance, tax, legal and risk management support. See "Item 1. Business—Our Businesses—Retirement Services" for further details regarding Athene's retirement services business. As of December 31, 2024, Apollo managed or advised \$331.5 billion of AUM, of which \$325.7 billion was Fee-Generating AUM, in accounts owned by or related to Athene ("Athene Accounts").

Athora

Apollo's asset management business, through its consolidated subsidiary, ISGI, provides investment advisory services to certain portfolio companies of Apollo funds and Athora, a strategic liabilities platform that acquires or reinsures blocks of insurance business in the German and broader European life insurance market (collectively, the "Athora Accounts"). As of December 31, 2024, Apollo, through its subsidiaries, managed or advised \$52.4 billion of AUM and \$50.5 billion of Fee-Generating AUM in Athora Accounts. See note 18 to our consolidated financial statements for details regarding the fee arrangements between the Company and Athora.

Athora Non-Sub-Advised Assets

This category includes the Athora assets which are managed by Apollo but not sub-advised by Apollo nor invested in Apollo funds or investment vehicles. We refer to these assets collectively as "Athora Non-Sub-Advised Assets." Our AUM within the Athora Non-Sub-Advised category totaled \$32.4 billion as of December 31, 2024, of which \$30.6 billion was Fee-Generating AUM.

Capital Solutions

Our capital solutions business focuses on (i) sourcing investment opportunities for asset management clients and their respective portfolio investments, (ii) maintaining relationships with the capital markets community in an effort to help clients and their respective portfolio investments to raise debt and equity capital, provide secondary market support and optimize capital structures through creative financing solutions, and (iii) structuring capital solutions in an effort to enhance our ability to syndicate, place or otherwise transfer loans, securities and other financial instruments arising from financings in an effort to drive positive outcomes for our asset management clients and their respective portfolio investments. Our capital solutions business also provides a variety of services with respect to both security and non-security financial instruments, including loans, such as originating, arranging, structuring, and syndicating loans and private debt, as well as providing corporate finance advisory services and other similar services.

Fundraising and Investor Relations

Within the asset management business, our fundraising strategy consists of credit and equity strategies. We raise private capital from prominent institutional investors, including public and private pension funds, sovereign wealth funds, endowments and foundations, private wealth platforms, family offices, high net worth individuals, and other institutional investors, and from public market investors, as in the case of MFIC and ARI. In our equity strategy and certain funds in our credit strategy, fundraising activities for new funds begin once the investor capital commitments for the current fund are largely invested or committed to be invested. The investor base includes new investors and investors from prior funds, which in many instances have increased their commitments to subsequent funds. In addition, many of our investment professionals commit their own capital to each corporate private equity fund.

We maintain a rigorous investment process for credit and equity investments, and have in place procedures to allocate investment opportunities among the funds we manage. We have professionals responsible for selecting, evaluating, structuring, performing due diligence on, negotiating, executing, monitoring and exiting investments for our traditional equity funds and credit funds we manage, respectively, as well as for pursuing operational improvements in the funds' portfolio companies through management consulting arrangements in case of equity funds. Our investment committees for relevant funds review the analyses of prospective investments, and ultimately approve recommended investments and dispositions.

The processes by which the funds we manage receive and invest capital vary by investing strategy and type of fund. However, in all types of funds we manage, investors deliver capital when called by us as investment opportunities become available. We also have several perpetual capital vehicles with unlimited duration that raise capital by issuing equity securities in the public markets and can also issue debt. Our hedge fund style credit funds, generally structured as limited partnerships with customary redemption rights, continuously offer and sell shares or limited partner interests via private placements through monthly subscriptions, which are payable in full upon a fund's acceptance of an investor's subscription. The general partner's capital commitment is determined through negotiation with the fund's underlying investor base, and commitments are generally available for approximately six years. Generally, as each investment is realized, these funds first return the capital and expenses related to that investment and any previously realized investments to fund investors and then distribute any profits (which are typically shared 80% to the investors in equity funds and 20% to us, so long as the investors receive at least an 8% compounded annual return on their investment). Allocation of profits between fund investors and us, and the amount of the preferred return, among other provisions, varies for credit funds. Ownership interests in equity funds are not subject to redemption prior to termination of the funds.

Our aim has been to build value in the portfolio companies of the credit and equity funds we manage. We are actively engaged with the management teams of these portfolio companies to maximize the underlying value of the business, by taking a holistic approach to value-creation and concentrating on both the asset side and liability side of the balance sheet of a company. For example, these portfolio companies may seek to capture discounts on publicly traded debt securities through exchange offers and potential debt buybacks. In addition, our established group purchasing program helps the funds' portfolio companies leverage the combined corporate spending among Apollo and portfolio companies of the funds it manages in order to seek to reduce costs, optimize payment terms and improve service levels for all program participants.

The value of the investments that have been made by funds are typically realized through either an initial public offering of common stock on a nationally recognized exchange or through the private sale of the companies in which funds have invested.

General Partner and Professionals Investments and Co-Investments

General Partner Investments

Certain management companies, general partners and co-invest vehicles are committed to contribute to the funds we manage and their affiliates. As a limited partner, general partner and manager of the Apollo funds, Apollo had unfunded capital commitments as of December 31, 2024 of \$564 million.

Professionals Investments

To further align our interests with those of investors in the funds we manage, certain of our professionals have invested their own capital in the funds. Our professionals will either re-invest their performance fees to fund these investments or use cash on hand or funds borrowed from third parties. We generally have not historically charged management fees or performance fees on capital invested by our professionals directly in the funds.

Co-Investments

Investors in many of the funds we manage, as well as certain other investors, may have the opportunity to make co-investments with the funds. Co-investments are investments in portfolio companies or other fund assets generally on the same terms and conditions as those to which the applicable fund is subject.

Retirement Services

Our retirement services business is conducted by Athene, a leading financial services company that specializes in issuing, reinsuring and acquiring retirement savings products designed for the increasing number of individuals and institutions seeking to fund retirement needs. Athene is led by a highly skilled management team with extensive industry experience and has its corporate headquarters located in West Des Moines, Iowa. Our asset management business provides a full suite of services for Athene's investment portfolio, including direct investment management, asset allocation, mergers and acquisitions asset diligence and certain operational support services, including investment compliance, tax, legal and risk management support. As of December 31, 2024, Athene had 1,983 employees.

Our retirement services business focuses on generating spread income by combining the two core competencies of (1) sourcing long-term, persistent liabilities and (2) using the global scale and reach of our asset management business to actively source or originate assets with Athene's preferred risk and return characteristics. Athene's investment philosophy is to invest a portion of its assets in securities that earn an incremental yield by taking measured liquidity and complexity risk and capitalize on its long-dated, persistent liability profile to prudently achieve higher net investment earned rates, rather than assuming incremental credit risk. A cornerstone of Athene's investment philosophy is that given the operating leverage inherent in its business, modest investment outperformance can translate to outsized return performance. Because Athene maintains discipline in underwriting attractively priced liabilities, it has the ability to invest in a broad range of high-quality assets to generate attractive earnings.

Our asset management expertise supports the sourcing and underwriting of assets for Athene's portfolio. Athene is invested in a diverse array of primarily high-grade fixed income assets including corporate bonds, structured securities and commercial and residential real estate loans, among others. Athene establishes risk thresholds which in turn define risk tolerance across a wide range of factors, including credit risk, liquidity risk, concentration risk and caps on specific asset classes. In addition to other efforts, Athene manages the risk of rising interest rates by strategically allocating a meaningful portion of its investment portfolio into floating rate securities. Athene manages its interest rate risk in a declining rate environment through hedging activity or the issuance of additional floating rate liabilities to lower its overall net floating rate position. Athene also maintains holdings in less interest rate-sensitive investments, including CLOs, non-agency RMBS and various types of structured products, consistent with its strategy of pursuing incremental yield by assuming liquidity and complexity risk, rather than assuming incremental credit risk.

Rather than increase its allocation to higher risk securities to increase yield, Athene pursues the direct origination of high-quality, predominantly senior secured assets, which it believes possess greater alpha-generating qualities than securities that would otherwise be readily available in public markets. These direct origination strategies include investments sourced by (1) affiliated platforms that originate loans to third parties and in which Athene gains exposure directly to the loan or indirectly

through its ownership of the origination platform and/or securitizations of assets originated by the origination platform, and (2) our asset management team's extensive network of direct relationships with predominantly investment-grade counterparties.

Athene uses, and may continue to use, derivatives, including swaps, options, futures and forward contracts and reinsurance contracts to hedge risks such as current or future changes in the fair value of assets and liabilities, current or future changes in cash flows and changes in interest rates, equity markets, currency fluctuations and longevity.

Products

Athene principally offers two product lines: annuities and funding agreements.

Annuities

Athene's primary product line is annuities, which include FIAs, Fixed Rate Annuities, Registered Index-Linked Annuities ("RILAs"), Payout Annuities and Group Annuities.

Fixed Indexed Annuities. FIAs are the largest percentage of Athene's net reserve liabilities. FIAs are a type of insurance contract in which the policyholder makes one or more premium deposits that earn interest, on a tax deferred basis, at a crediting rate based on a specified market index, subject to a specified cap, spread or participation rate. FIAs allow policyholders the possibility of earning interest without significant risk to principal, unless the contract is surrendered during a surrender charge period. A market index tracks the performance of a specific group of stocks or other assets representing a particular segment of the market, or in some cases, an entire market. Athene generally buys options on the indices to which the FIAs are tied to hedge the associated market risk. The cost of the option is priced into the overall economics of the product as an option budget.

Athene generates income on FIA products by earning an investment spread, based on the difference between (1) income earned on the investments supporting the liabilities and (2) the cost of funds, including fixed interest credited to customers, option costs, the cost of providing guarantees (net of rider fees), policy issuance and maintenance costs and commission costs.

Fixed Rate Annuities. Fixed rate annuities include annual reset annuities and multi-year guarantee annuities ("MYGA"). Unlike FIAs, fixed rate annuities earn interest at a set rate (or declared crediting rate), rather than at a rate that may vary based on an index. Fixed rate annual reset annuities have a crediting rate that is typically guaranteed for one year. After such period, Athene has the ability to change the crediting rate at its discretion, generally once annually, to any rate at or above a guaranteed minimum rate. MYGAs are similar to annual reset annuities except that the initial crediting rate is guaranteed for a specified number of years, rather than just one year, before it may be changed at Athene's discretion. After the initial crediting period, MYGAs can generally be reset annually.

Registered Index-Linked Annuities. RILAs are similar to FIAs in offering the policyholder the opportunity for tax-deferred growth based in part on the performance of a market index. Compared to an FIA, RILAs have the potential for higher returns but also have the potential for risk of loss to principal and related earnings. RILAs provide the ability for the policyholder to participate in the positive performance of certain market indices during a term, limited by a cap or adjusted for a participation rate. Negative performance of the market indices during a term can result in negative policyholder returns, with downside protection typically provided in the form of either a "buffer" or a "floor" to limit the policyholder's exposure to market loss. A "buffer" is protection from negative exposure up to a certain percentage, typically 10 or 20 percent. A "floor" is protection from negative exposure less than a stated percentage (i.e., the policyholder risks exposure of loss up to the "floor," but is protected against any loss in excess of this amount).

Private Placement Variable Annuities ("PPVA"). PPVAs are not registered with the SEC and currently are only offered by private placement to purchasers meeting both the requirements as a qualified purchaser and an accredited investor under applicable federal securities laws. Variable annuities allow policyholders to participate directly in the investment experience of the underlying investment vehicles offered through the product. In a variable annuity, the policyholder assumes the full investment risk of the investment options chosen. The product allows the policyholder to allocate their money to a variety of variable separate account divisions that invest in a suite of underlying investment options and the potential to accumulate cash value on a tax-deferred basis. Athene's PPVA product provides access to a suite of Apollo managed funds and other product offerings with no surrender charges and no GLWB or GMDB features. Athene generates income on its PPVA product by collecting a management fee that is a function of the policyholder's account value.

Income Riders to Fixed Annuity Products. The income riders on Athene's deferred annuities can be broadly categorized as either guaranteed or participating. Guaranteed income riders provide policyholders with a guaranteed lifetime withdrawal benefit, which permits policyholders to elect to receive guaranteed payments for life from their contract without having to annuitize their policies. Participating income riders tend to have lower levels of guaranteed income than guaranteed income riders but provide policyholders the opportunity to receive greater levels of income if the policies' indexed crediting strategies perform well. As of December 31, 2024, approximately 26% of Athene's deferred annuity account value contained rider benefits.

Withdrawal Options for Deferred Annuities. After the first year following the issuance of a deferred annuity, the policyholder is typically permitted to make withdrawals up to 5% or 10% (depending on the contract) of the prior year's value without a surrender charge or market value adjustment ("MVA"), subject to certain limitations. Withdrawals in excess of the allowable amounts are assessed a surrender charge and MVA if such withdrawals are made during the surrender charge period of the policy, which generally ranges from 3 to 20 years. The surrender charge for most Athene products at contract inception is generally between 7% and 15% of the contract value and decreases by approximately one percentage point per year during the surrender charge period. The weighted average surrender charge (excluding the impact of MVAs) was 6% for Athene's deferred annuities as of December 31, 2024.

At maturity, the policyholder may elect to receive proceeds in the form of a single payment or an annuity. If the annuity option is selected, the policyholder will receive a series of payments either over the policyholder's lifetime or over a fixed number of years, depending upon the terms of the contract. Some contracts permit annuitization prior to maturity.

Payout Annuities. Payout annuities primarily consist of single premium immediate annuities ("SPIA"), supplemental contracts and structured settlements. Payout annuities provide a series of periodic payments for a fixed period of time or for the life of the policyholder, based upon the policyholder's election at the time of issuance. The amounts, frequency and length of time of the payments are fixed at the outset of the annuity contract. SPIAs are often purchased by persons at or near retirement age who desire a steady stream of payments over a future period of years. Supplemental contracts are typically created upon the conversion of a death claim or the annuitization of a deferred annuity. Structured settlements generally relate to legal settlements.

Group Annuities. Group annuities issued in connection with pension group annuity transactions usually involve a single premium group annuity contract issued to discharge certain pension plan liabilities. The group annuities that Athene issues are nonparticipating contracts. The assets supporting the guaranteed benefits for each contract may be held in a separate account. Group annuity benefits may be purchased for current, retired and/or terminated employees and their beneficiaries covered under terminating or continuing pension plans. Both immediate and deferred annuity certificates may be issued pursuant to a single group annuity contract. Immediate annuity certificates cover those retirees and beneficiaries currently receiving payments, whereas deferred annuity certificates cover those participants who have not yet begun receiving benefit payments. Immediate annuity certificates have no cash surrender rights, whereas deferred annuity certificates may include an election to receive a lump sum payment, exercisable by the participant upon either the participant achieving a specified age or the occurrence of a specified event, such as termination of the participant's employment.

Athene earns income on group annuities based upon the spread between the return on the assets received in connection with the pension group annuity transaction and the cost of the pension obligations assumed. Group annuities expose Athene to longevity risk, which would be realized if plan participants live longer than assumed in underwriting the transaction, resulting in aggregate payments that exceed Athene's expectations. However, Athene's conservative underwriting process makes use of a wealth of reliable pre- and post-selection participant data, including mortality experience data, particularly for mid- to large-sized transactions, to mitigate this risk.

Funding Agreements

Funding agreements include those issued to institutions via direct issuances and those issued to special-purpose unaffiliated trusts in connection with Athene's FABN and FABR programs. Funding agreements are issued opportunistically to institutional investors at attractive risk-adjusted funding costs. They are designed to provide an agreement holder with a guaranteed return of principal and periodic interest payments, while offering competitive yields and predictable returns. The interest rate can be fixed or floating. Athene also includes repurchase agreements with a term that exceeds one year at the time of execution within the funding agreement product category.

Life and Other

Life and other products include life insurance policies assumed through reinsurance transactions, other retail products, including legacy run-off or ceded business, and statutory closed blocks.

Distribution Channels

Athene has developed four dedicated distribution channels to address the retirement services market: retail, flow reinsurance, institutional, and acquisitions and block reinsurance, which support opportunistic origination across different market environments. Additionally, Athene believes these distribution channels enable it to achieve stable asset growth while maintaining attractive returns.

Retail

Athene has built a scalable platform that allows it to originate and rapidly grow its business in deferred annuity products. Athene has developed a suite of retirement savings products, distributed through its network of 41 independent marketing organizations (“IMOs”) and its growing network of 19 banks and 151 broker-dealers, collectively representing approximately 140,000 independent agents in all 50 states. Athene is focused in every aspect of its retail channel on providing high quality products and service to its policyholders and maintaining appropriate financial protection over the life of their policies.

Flow Reinsurance

Flow reinsurance provides another channel for Athene to source liabilities with attractive crediting rates and offers insurance companies the opportunity to improve their product offerings and enhance their financial results. As in the retail channel, Athene does not pursue flow volume growth at the expense of profitability and will respond rapidly to adjust pricing for changes in asset yields.

Reinsurance is an arrangement under which an insurance company, the reinsurer, agrees to indemnify another insurance company, the ceding company or cedant, for all or a portion of certain insurance risks underwritten by the ceding company. Reinsurance is designed to (1) reduce the net amount at risk on individual risks, thereby enabling the ceding company to increase the volume of business it can underwrite, as well as increase the maximum risk it can underwrite on a single risk, (2) stabilize operating results by reducing volatility in the ceding company’s loss experience, (3) assist the ceding company in meeting applicable regulatory requirements and (4) enhance the ceding company’s financial strength and surplus position.

Within its flow reinsurance channel, Athene conducts third-party flow reinsurance transactions through its insurance subsidiaries. As a reinsurer, Athene partners with insurance companies to develop solutions to their capital requirements, enhance their presence in the retirement market and improve their financial results. Athene targets reinsuring spread-based liabilities which can include FIAs, MYGAs, traditional one-year guarantee fixed deferred annuities, immediate annuities, whole life insurance, universal life insurance, indexed universal life insurance and institutional products.

Institutional

Athene’s institutional channel includes funding agreements and pension group annuity transactions.

Funding Agreements. Funding agreements are comprised of funding agreements issued under Athene’s FABN program, secured and other funding agreements, funding agreements issued to the Federal Home Loan Bank (“FHLB”) and long-term repurchase agreements. Athene’s FABN program allows its special-purpose, unaffiliated statutory trust to offer its senior secured medium-term notes. The notes are underwritten and marketed by major investment banks’ broker-dealer operations and are sold to institutional investors. The net proceeds of the issuance of notes are used by the trust to purchase one or more funding agreements from Athene subsidiaries with matching interest and maturity payment terms. Athene also established a secured FABR program in which a special-purpose, unaffiliated entity enters into a repurchase agreement with a bank and the proceeds of the repurchase agreement are used by the special-purpose entity to purchase funding agreements from Athene subsidiaries. In addition to the funding agreements issued to special-purpose unaffiliated trusts or other unaffiliated entities, Athene engages in direct issuances with various institutions. Athene is also a member of the Federal Home Loan Bank of Des Moines and, through membership, has issued funding agreements to the FHLB in exchange for cash advances. Athene is required to provide collateral in excess of the funding agreement amounts outstanding, considering any discounts to the

securities posted and prepayment penalties. Long-term repurchase agreements with a term that exceeds one year at the time of execution are also included within the funding agreement product category.

Pension Group Annuities. Athene partners with institutions seeking to transfer and thereby reduce their obligation to pay future pension benefits to retirees and deferred participants through pension group annuities. Athene works with advisors, brokers and consultants to source pension group annuity transactions and design solutions that meet the needs of prospective pension group annuity counterparties and their participants, with a focus on medium- and large-sized deals involving retirees and/or deferred participants that are structured as either a buyout or a buy-in transaction.

Acquisitions and Block Reinsurance

Acquisitions. Acquisitions are a complementary source of growth for our retirement services business. Athene has a proven ability to acquire businesses in complex transactions at favorable terms, manage the liabilities acquired and reinvest the associated assets.

Block Reinsurance. Through block reinsurance transactions, Athene partners with life and annuity companies to decrease their exposure to one or more products or to divest of lower-margin or non-core segments of their businesses. Unlike acquisitions in which Athene acquires the assets or stock of a target company, block reinsurance allows Athene to contractually assume assets and liabilities associated with a certain book of business. In doing so, Athene contractually assumes responsibility for only that portion of the business that it deems desirable, without assuming additional liabilities.

As Athene continues to expand into new markets and geographies, it has been disciplined in only retaining liabilities that are core to its strategy and competitive advantages. This can be accomplished through structural solutions, including mortality and longevity reinsurance.

Capital

Athene believes it has a strong capital position and is well positioned to meet policyholder and other obligations. Athene measures capital sufficiency using various internal capital metrics which reflect management's view on the various risks inherent to its business, the amount of capital required to support its core operating strategies and the amount of capital necessary to maintain its current ratings in a recessionary environment. The amount of capital required to support Athene's core operating strategies is determined based upon internal modeling and analysis of economic risk, as well as inputs from rating agency capital models and consideration of both NAIC risk-based capital ("RBC") and Bermuda capital requirements. Capital in excess of this required amount is considered excess equity capital, which is available to deploy.

Deployable Capital

Athene's deployable capital is comprised of capital from three sources: excess equity capital, untapped leverage capacity and available undrawn capital commitments from ACRA. As of December 31, 2024, Athene estimates that it had approximately \$8.8 billion in capital available to deploy, consisting of approximately \$2.0 billion in excess equity capital, \$3.3 billion in untapped leverage capacity (assuming an adjusted leverage ratio of not more than 30%, subject to maintaining a sufficient level of capital required to maintain Athene's desired financial strength ratings from rating agencies), and \$3.5 billion in available undrawn capital at ACRA.

ACRA

In order to support growth strategies and capital deployment opportunities, Athene established ACRA 1 as a long-duration, on-demand capital vehicle. Athene directly owns 37% of ACRA 1's economic interests and all of ACRA 1's voting interests, with the remaining 63% of the economic interests being owned by ADIP I. During the commitment period, ACRA 1 participated in certain transactions by drawing a portion of the required capital for such transactions from third-party investors equal to ADIP I's proportionate economic interests in ACRA 1. The commitment period for ACRA 1 expired in August 2023.

To further support its growth and capital deployment opportunities following the deployment of capital by ACRA 1, Athene funded ACRA 2 in December 2022 as another long-duration, on-demand capital vehicle. Effective July 1, 2023, ALRe sold 50% of its non-voting, economic interests in ACRA 2 to ADIP II for \$640 million, while maintaining all of ACRA 2's voting interests. Effective December 31, 2023, ACRA 2 repurchased a portion of its shares held by ALRe, which increased ADIP II's ownership of economic interests in ACRA 2 to 60%, with ALRe owning the remaining 40% of the economic interests.

Effective October 1, 2024, ACRA 2 repurchased a portion of its shares held by ALRe, which increased ADIP II's ownership of economic interests in ACRA 2 to 63%, with ALRe owning the remaining 37% of the economic interests. ACRA 2 participates in certain transactions by drawing a portion of the required capital for such transactions from third-party investors equal to ADIP II's proportionate economic interests in ACRA 2.

These strategic capital solutions are designed to provide Athene the flexibility to simultaneously deploy capital across multiple accretive avenues and sustain a profitable growth strategy at scale in a capital efficient manner, while maintaining a strong financial position.

Uses of Capital

Athene's capital deployment includes the payment for a business opportunity, such as the payment of a ceding commission to enter into a block reinsurance transaction, and the retention of capital based on Athene's internal capital model. Currently, Athene deploys capital in four primary ways: (1) supporting organic growth, (2) supporting inorganic growth, (3) making dividend payments to AGM, and (4) retaining capital to support financial strength ratings upgrades. Athene generally seeks mid-teen or higher returns on its capital deployment.

Reinsurance

Internal Ceded Reinsurance

Subject to quota shares generally ranging from 80% to 100%, substantially all of the existing deposits held and new deposits generated by Athene's U.S. insurance subsidiaries are reinsured to its Bermuda reinsurance subsidiaries. Athene maintains the same reserving principles for its Bermuda reinsurance subsidiaries as it does for its U.S. insurance subsidiaries. Athene also retrocedes certain inorganic transactions and organic business to ACRA. Athene's internal reinsurance structure provides it with several strategic and operational advantages, including the aggregation of regulatory capital, which makes the aggregate capital of its Bermuda reinsurance subsidiaries available to support the risks assumed by each entity, and enhanced operating efficiencies. As a result of its internal reinsurance structure and third-party direct to Bermuda business, a significant majority of Athene's aggregate capital is held by its Bermuda reinsurance subsidiaries.

Third-Party Ceded Reinsurance

In addition, from time to time, Athene may opportunistically cede certain of its business from its U.S. insurance subsidiaries, or Bermuda reinsurance subsidiaries, to third party reinsurers, to generate capital and/or limit exposure to certain risks.

Ratings

As of December 31, 2024, each of Athene's significant insurance subsidiaries is rated "A+" or "A1" by the four rating agencies that evaluate the financial strength of such subsidiaries. To achieve its financial strength ratings aspirations, Athene may choose to retain additional capital above the level required by the rating agencies to support operating needs. Athene believes there are numerous benefits to achieving stronger ratings over time, including increased recognition of and confidence in its financial strength by prospective business partners, particularly within product distribution, as well as potential profitability improvements in certain organic channels through lower funding costs. Financial strength and credit ratings directly affect Athene's ability to access funding and the related cost of borrowing, the attractiveness of certain Athene products to customers, its attractiveness as a reinsurer to potential ceding companies and the requirements for collateral posting on its derivatives. These ratings are periodically reviewed by the rating agencies.

Principal Investing

Our Principal Investing segment is comprised of our realized performance fee income, realized investment income from our balance sheet investments, and certain allocable expenses related to corporate functions supporting the entire company. The Principal Investing segment also includes our growth capital and liquidity resources at AGM. Over time, we may deploy capital into strategic investments that help accelerate the growth of our Asset Management segment, by broadening our investment management and/or product distribution capabilities or increasing the efficiency of our operations. We believe these investments may translate into greater compounded annual growth of Fee Related Earnings.

Given the cyclical nature of performance fees, earnings from our Principal Investing segment, or PII, are inherently more volatile in nature than earnings from the Asset Management and Retirement Services segments. We earn fees based on the investment performance of the funds we manage and compensate our employees, primarily investment professionals, with a meaningful portion of these proceeds to align our team with the investors in the funds we manage and incentivize them to deliver strong investment performance over time. To enhance this alignment, we have increased the proportion of performance fee income we pay to our employees over the last few years.

Competition

Asset Management

Within the asset management business, Apollo operates in an intensely competitive industry, and expects it to remain so. We compete globally and on a regional, industry and niche basis.

We face competition both in the pursuit of investor capital and in making investments on behalf of funds and accounts we manage across credit and equity asset classes. We compete for investor capital based on a variety of factors, including:

- investment performance as a metric for assessing excess return per unit of risk;
- investor perception of investment managers' drive, focus and alignment of interest;
- quality of service provided to and duration of relationship with investors;
- business reputation; and
- the level of fees and expenses charged for services.

Competition is also intense for the attraction and retention of qualified employees. Our ability to continue to compete effectively within our industry will depend upon our ability to attract new employees and retain and motivate our existing employees.

Retirement Services

Athene faces competition from a variety of large and small industry participants, including diversified financial institutions and insurance and reinsurance companies. These companies compete in one form or another for the growing pool of retirement assets driven by a number of external factors such as the continued aging of the population and the reduction in safety nets provided by governments and private employers. In the markets in which Athene operates, scale and the ability to provide value-added services and build long-term relationships are important factors to compete effectively. Athene believes that its leading presence in the retirement services market, diverse range of capabilities and broad distribution network uniquely position it to effectively serve consumers' increasing demand for retirement solutions.

Athene experiences competition in the fixed annuity market from all traditional carriers and new entrants. Principal competitive factors for fixed annuities are initial crediting rates, reputation for renewal crediting action, product features, brand recognition, customer service, distribution capabilities and financial strength ratings of the provider. Competition may affect, among other matters, both business growth and the pricing of products and services.

Reinsurance markets are highly competitive, as well as cyclical by product and market. As a reinsurer, Athene competes based on many factors, including, among other things, financial strength, pricing and other terms and conditions of reinsurance agreements, reputation, service, and experience in the types of business underwritten. The impact of these and other factors is generally not consistent across lines of business, domestic and international geographical areas, and distribution channels. Within the reinsurance market, Athene competes with other insurance and reinsurance companies.

Athene encounters strong competition within its institutional channel. With respect to funding agreements, namely those issued in connection with its FABN program, Athene competes with other insurers that have active FABN programs. Within the funding agreement market, it competes primarily on the basis of perceived financial strength, interest rates and term. With respect to group annuities, Athene competes with other insurers that offer such annuities. Within the pension group annuities market, it competes primarily on the basis of price, underwriting, investment capabilities and its ability to provide quality service to the corporate sponsor's pension participants.

Finally, Athene experiences competition in the market for acquisition targets and profitable blocks of insurance. Such competition is likely to intensify as insurance businesses become more attractive acquisition targets for both other insurance

companies and financial institutions and as the already substantial consolidation in the financial services industry continues. Athene competes for potential acquisition and block reinsurance opportunities based on a number of factors including perceived financial strength, brand recognition, reputation and the pricing it is able to offer, which, to the extent Athene determines to finance a transaction, is in turn dependent on its ability to do so on suitable terms. Athene believes its demonstrated ability to source and consummate large and complex transactions is a competitive advantage over other potential acquirers.

For additional information concerning the competitive risks that we face, see “Item 1A. Risk Factors—Operating Risks—*We operate in highly competitive industries, which could limit our ability to achieve our growth strategies and could materially and adversely affect our businesses, financial condition, results of operations, cash flows and prospects.*”

Human Capital

Apollo’s talent is instrumental to our success as a global alternative asset manager and retirement services provider. Investing in and fostering a modern and inclusive high-performance culture is core to operating our business and delivering positive outcomes for our shareholders and fund investors, and our employee value proposition is designed to engage and develop our talent to deliver maximum impact. We believe our commitment to expanding opportunity across our ecosystem is central to the Apollo business model, an integrated platform which fosters strong collaboration across businesses and functions. Rooted in our core values, we strive to build a culture where all of our people can excel and grow in their careers.

Talent Development

We believe that ongoing professional development is a critical part of our culture at Apollo and an important enabler of our investment process. Because of our entrepreneurial culture, the breadth of our integrated platform, and our reputation for strong investment performance, we believe we can attract, develop and retain top talent. We have development programs in place across a variety of levels which demonstrate our commitment to developing, engaging and retaining our employees. In addition to our training and annual review programs, we have instituted annual employee surveys that measure employee satisfaction and engagement and help evaluate and guide human capital decision-making. We work in partnership with our employees to maintain a strong culture which prioritizes excellence and outperforming expectations to advance our goal of being a modern high-performance workplace that is also great place to work.

Compensation and Benefits

We work to offer a compelling employee value proposition to reward strong performance and support our employees’ professional development and well-being. Our pay for performance compensation philosophy is designed to reward employees for performance and to align employee interests with the firm’s long-term growth and with our shareholders. All of our employees are granted stock through a range of equity-based compensation programs, including our One Apollo stock program. Our benefits programs are intended to support our employees and their families, and include healthcare, wellness initiatives, retirement programs, paid time off and family leave.

Expanding Opportunity

Apollo is committed to championing opportunity and fostering a culture of excellence where everyone has an opportunity to thrive. We make talent decisions based on the qualities necessary to succeed in our modern high-performance workplace, focusing on skills, experience, and performance that drive results, rather than demographic characteristics or preferences. Reducing individuals to a single trait — whether gender, race, or ethnicity — misses the full picture of their capabilities, contributions, and potential impact. At the same time, we believe that a workforce of extraordinary people from a wide range of backgrounds and viewpoints helps us solve complex problems, drive innovation, and achieve great results over the long term. We are committed to expanding opportunity across our ecosystem – our workplace, in our marketplace, and in the communities where we live and work – to ensure that we attract and grow the best talent and business partners from a wide range of backgrounds, perspectives, and experiences who can perform at the highest levels for Apollo.

Citizenship

Apollo seeks to actively invest in our communities and engage our employees and other stakeholders in meaningful and impactful Citizenship Programs. Apollo offers its employees philanthropic, volunteer, and other forms of engagement to strengthen communities and expand opportunity around the globe. To empower employees to give back, Apollo hosts volunteer events and provides Citizenship Grants for matching gifts and volunteer rewards each year. Apollo is proud to amplify the

efforts of employees, supporting the communities in which they live and the causes and organizations of greatest importance to them.

Apollo Opportunity Foundation

The Apollo Opportunity Foundation was launched in February 2022 to invest in non-profit organizations working to expand opportunity for underrepresented individuals. The Apollo Opportunity Foundation's mission is to expand opportunity in communities where our employees live and work around the globe by deploying our capital and engaging our people to invest in career education, workforce development and economic empowerment for all. The Apollo Opportunity Foundation seeks to partner with organizations that are championed by our people to advance economic prosperity and expand opportunity for underrepresented individuals.

Sustainable Investing and Corporate Responsibility

At Apollo, we believe that taking all available factors into account can help drive value creation. We have taken an integrated approach to incorporating financially material environmental, social, and/or governance considerations into how we invest, how we lend, and how we operate our firm globally. Our strategy prioritizes the creation of economic value for our shareholders and addressing the needs of our clients and employees in a responsible way. Corporate responsibility and sustainability matters are reviewed by a committee of the AGM board of directors. We have also adopted several policies, including an environmental, health and safety policy, a human rights policy, and a supplier code of conduct. In addition, we publish on our website an annual sustainability report, which provides further details about our approach to corporate responsibility.

Regulatory and Compliance Matters

Our businesses, as well as the financial services and insurance industries generally, are subject to extensive regulation in the United States and around the world. Virtually all aspects of our business are subject to various laws and regulations, some of which are summarized below. Under these laws and regulations, agencies that regulate investment advisers, investment funds, insurance businesses, broker-dealers and other individuals and entities have broad administrative powers, including the power to limit, restrict or prohibit the regulated entity or person from carrying on business if it fails to comply with such laws and regulations.

Failure to comply with applicable regulatory and compliance requirements may result in a variety of consequences, including fines, administrative measures, suspension of voting rights, suspension of individual employees, limitations on engaging in certain lines of business for specified periods of time or mandatory disposal of interests in any affected regulated entity, revocation of investment adviser, insurance, broker-dealer and other registrations, licenses or charters, censures and other regulatory sanctions.

The legal and regulatory requirements applicable to our business are ever evolving and may become more restrictive, which may make compliance with applicable requirements more difficult or expensive or otherwise restrict our ability to conduct our business activities in the manner in which they are now conducted. Our businesses have operated for many years within a legal framework that requires us being able to monitor and comply with a broad range of legal and regulatory developments that affect our activities. However, additional legislation, changes in rules promulgated by self-regulatory organizations or changes in the interpretation or enforcement of existing laws and rules, either in the United States or elsewhere, may directly affect our mode of operation and profitability.

The complex regulatory frameworks governing financial institutions, insurance companies, insurance distributors and their respective holding companies and subsidiaries, as well as those with investments in them, are very detailed and technical. Accordingly, the discussion below is general in nature, does not purport to be complete and is current only as of the date of this report.

Financial Services Regulation

Our financial services businesses, subsidiaries and/or affiliates are regulated under, among others, the Investment Advisers Act; the Investment Company Act; the Dodd-Frank Wall Street Reform and Consumer Protection Act (the "Dodd-Frank Act"); the Commodity Exchange Act; the U.K. Financial Services and Markets Act 2000; the European Union and U.K. Alternative Investment Fund Managers Directive; the European Union and U.K. Markets in Financial Instruments Directive; the Financial Stability Oversight Council (the "FSOC") and similar non-U.S. regulators; the Federal Reserve; the SEC; FINRA; the

Commodity Futures Trading Commission and National Futures Association; the U.S. Department of Labor; the Internal Revenue Service; the Office of the Comptroller of the Currency; the Federal Communications Commission; banking and financial regulators in the European Union, its member states and the U.K.; as well as rules and regulations over credit risk retention, real estate investment trusts, broker-dealers, “over the counter” derivatives markets, commodity pool operators, commodity trading advisors, gaming companies and natural resources companies.

Regulation under the Investment Advisers Act. We conduct our advisory business primarily through our directly owned investment adviser subsidiaries, including Apollo Capital Management, L.P., Apollo Investment Management, L.P., Apollo Credit Management, LLC, ARIS Management, LLC, Apollo Capital Credit Adviser, LLC, Apollo Real Estate Fund Adviser, LLC, Apollo Manager, LLC and Apollo S3 RIC Management, L.P., each of which is registered as an investment adviser with the SEC under the Investment Advisers Act. Apollo Capital Management, L.P. has a number of relying advisers that operate a single advisory business and rely on umbrella registration to be deemed registered as an investment adviser with the SEC. All of our SEC-registered investment advisers are subject to the requirements and regulations of the Investment Advisers Act, including, among other things, maintaining an effective compliance program reasonably designed for our business, maintaining a Code of Ethics for employee trading, record keeping, marketing, disclosure, custody, and acting consistently with each advisers’ fiduciary duty to its clients.

Regulation as a Broker-Dealer. Apollo Global Securities, LLC (“AGS”), Griffin Capital Securities, LLC (“GCS”) and Athene Securities, LLC (“Athene Securities”), each of which is a subsidiary of Apollo, are registered as broker-dealers with the SEC and in the U.S. states and territories and are members of the Financial Industry Regulatory Authority, Inc. (“FINRA”). Broker-dealers are subject to regulations that cover all aspects of the securities business, including, among other things, the implementation of a supervisory control system and effective compliance program, advertising and sales practices, conduct of and compensation in connection with public securities offerings, maintenance of adequate net capital, financial reporting, record keeping, and the conduct and qualifications of directors, officers, employees and other associated persons. State securities regulators also have regulatory oversight authority over AGS, GCS and Athene Securities. In addition, one of our non-U.S. subsidiaries, Apollo Capital Solutions Europe B.V., is regulated under relevant broker-dealer regulations in the Netherlands. See “—Regulated Entities Outside of the U.S.” below.

Regulation as a Commodity Pool Operator, Commodity Trading Advisor and Investment Company. Certain investment activities in which Apollo managers engage may subject those managers to provisions of the Commodities Exchange Act and oversight by the Commodity Futures Trading Commission and National Futures Association, including registration as a commodity pool operator or commodity trading advisor. Apollo intends to rely on exemptions from registration when available.

In addition, certain of the funds we manage are registered management investment companies under the Investment Company Act.

Other U.S. and Foreign Regulation. We are also subject to laws and regulations governing payments and contributions to public officials or other parties, including restrictions imposed by the U.S. Foreign Corrupt Practices Act, as well as economic sanctions and export control laws administered by the U.S. Treasury Department’s Office of Foreign Assets Control, the U.S. Department of Commerce and the U.S. Department of State.

As a result of certain investments of ours and the funds we manage in financial institutions that operate outside of the United States, Apollo is subject to regulatory supervision by international financial regulators, including European Union, European Union member state and U.K. financial regulators and applicable requirements set forth in the relevant banking, consumer finance and other financial services regulations of such jurisdictions. In certain cases, such regulations impose suitability and conduct standards on the Company and require notice to and in certain instances approval of, the relevant regulatory authority of an intent to increase or decrease holdings in the relevant entity outside of specified thresholds, or other contemplated changes in structure, or transactions. Failure to comply with these applicable requirements may result in a variety of consequences, including fines, administrative measures, suspension of voting rights, mandatory disposal of interests in the regulated entity or other regulatory sanctions.

Insurance Regulation

Our businesses, subsidiaries and affiliates are subject to a wide variety of insurance and insurance holding company system laws and regulations in both the United States and numerous other jurisdictions, including the European Union, Bermuda, the U.K., Switzerland, Ireland, Italy, Germany, Belgium, the Netherlands, Australia, Singapore, Cayman Islands, Canada and Malaysia.

United States

Within the United States, each state's insurance laws require each of our insurance company subsidiaries to be licensed and regulated by the commissioner, superintendent or director of the insurance department (each, a "Commissioner") of its domiciliary state and each state in which it transacts insurance as an admitted insurer. The extent of such regulation varies by state, but as a general matter, state Commissioners have broad administrative powers over the business activities and financial aspects of our insurance company subsidiaries, including pursuant to state laws and regulations requiring the licensing of producers who sell the insurance company's products, regulating premium rates and approving policy forms, establishing reserve requirements, solvency standards and minimum capital requirements, regulating the type, amounts and valuations of investments permitted, examining the business conduct of licensed insurance companies and other matters.

As the ultimate controlling entity, we are subject to the insurance holding company system laws of the domiciliary state of each insurance company subsidiary, which requires, among other filings, its annual registration statement filing with the Commissioner of its domiciliary state and the submission of our financial information and other information about the operations of companies within its holding company system, including submission of an annual enterprise risk report identifying material risks within the holding company system that could pose enterprise risk to our insurance company subsidiaries. These laws also impose restrictions and limitations on the ability of an insurance company subsidiary to pay dividends and make other distributions to its parent company. In addition, transactions between an insurance company and other companies within its holding company system, including sales, loans, investments, reinsurance agreements, tax allocation agreements, management agreements and service agreements, must be on terms that are fair and reasonable and, if material or within a specified category, require prior notice to and approval or non-disapproval by the applicable domiciliary state Commissioner.

All states have insurance laws that require regulatory approval of a direct or indirect change of control of an insurer, which would include a change of control of its holding company. Such laws prevent any person from acquiring direct or indirect control of any of our U.S. insurance subsidiaries or their holding companies unless that person has filed a statement with specified information with the Commissioner and has obtained the Commissioner's prior approval. Under such state statutes, generally acquiring 10% or more of a voting interest in an insurer or its parent company is presumptively considered a change of control, although such presumption may be rebutted. Accordingly, any person who acquires 10% or more of a voting interest in a direct or indirect parent of any of our U.S. insurance subsidiaries without the prior approval of the Commissioner of the applicable state will be in violation of the applicable state's law and may be subject to injunctive action requiring the disposition or seizure of those securities by the Commissioner or prohibiting the voting of those securities and/or to other actions determined by the Commissioner. Further, a willful violation of these laws is punishable in each state as a criminal offense.

These laws may discourage potential acquisition proposals and may delay, deter or prevent an acquisition of control of a direct or indirect parent of any of our U.S. insurance subsidiaries (in particular through an unsolicited transaction), even if the stockholders of such parent consider such transaction to be desirable.

All 50 states, Puerto Rico and the District of Columbia have insurance guaranty fund laws requiring insurance companies doing business within those jurisdictions to participate in guaranty associations. Guaranty associations are organized to cover, subject to limits, contractual obligations under insurance policies issued by insurance companies which later become impaired or insolvent. These associations levy assessments, up to prescribed limits, on each member insurer doing business in a particular state on the basis of their proportionate share of the premiums written by all member insurers in the lines of business in which the impaired or insolvent insurer previously engaged. Most states limit assessments in any year to 2% of the insurer's average annual premium for the three years preceding the calendar year in which the impaired insurer became impaired or insolvent. Some states permit member insurers to recover assessments paid through full or partial premium tax offsets, usually over a period of years. Assessments levied against Athene's U.S. insurance subsidiaries by guaranty associations during the year ended December 31, 2024 were not material. While we cannot accurately predict the amount of any such future assessments, or past or future insolvencies of competitors which would lead to such assessments, it is possible that any such assessments with respect to pending insurers' impairments and insolvencies may have a material adverse effect on our financial condition, results of operations, liquidity or cash flows, and any reserves we have previously established for these potential assessments may not be adequate.

Other Jurisdictions

The operations of our insurance subsidiaries and branches operating outside the United States are subject to the local regulatory and supervisory schemes in the jurisdictions in which they operate, which vary widely from country to country; however, regulators typically grant licenses to operate and control an insurance business in a specific jurisdiction. In general, insurance regulators in most jurisdictions have the administrative power to supervise the registration of agents, regulation of product features and product approvals, asset allocation, minimum capital requirements, solvency and reserves, policyholder liabilities, and investments. Regulatory authorities may also regulate affiliations with other financial institutions, stockholder structures and may impose restrictions on declaring dividends and the ability to effect certain capital transactions, and many jurisdictions require insurance companies to participate in policyholder protection schemes.

Many of the insurance regulatory frameworks that govern our and our affiliated funds' insurance entities operating outside the United States require the prior consent of the applicable regulator in such jurisdictions before (i) any person can become a "controller"/"qualifying holder" or acquire a direct or indirect control/qualifying holding (e.g., 10%, 20%, 30% or 33% and 50%) in any regulated company, or over the parent undertaking of any such regulated company or (ii) any increase of an existing holding that would result in a person reaching the applicable thresholds of the jurisdiction (e.g., 10%, 20%, 30% or 33% and 50%). In addition, certain regulators require the insurance entities or their controllers/qualifying holders to notify the appropriate regulator of any prospective changes in organizational structure of which they are aware, sometimes regardless of whether the controller/qualifying holder or the proposed controller/qualifying holder would be required to submit a change in control application or an application to acquire control/a qualifying holding as a result of such changes in organizational structure. Breach of the requirements to notify the relevant regulator of a decision to acquire or increase control/holding, or of the requirement to obtain approval before completing the relevant control/qualifying holding transaction may in some jurisdictions be a criminal offense attracting potentially unlimited fines. Regulators can also seek other remedies, including suspension of voting rights in the relevant insurance undertaking or having the purported acquisition annulled.

In particular, the Bermuda Monetary Authority (the "BMA"), which regulates Athene, Athora and Catalina (as defined below), maintains supervision over the "controllers" of all registered insurers in Bermuda. For these purposes, a "controller" includes (1) the managing director of the registered insurer or its parent company, (2) the chief executive of the registered insurer or of its parent company, (3) a stockholder controller, and (4) any person in accordance with whose directions or instructions the directors of the registered insurer or its parent company are accustomed to act.

The definition of stockholder controller is set out in the Bermuda Insurance Act 1978 (the "Bermuda Insurance Act") and generally refers to (1) a person who holds 10% or more of the shares carrying rights to vote at a stockholders' meeting of the registered insurer or its parent company, (2) a person who is entitled to exercise 10% or more of the voting power at any stockholders' meeting of such registered insurer or its parent company or (3) a person who is able to exercise significant influence over the management of the registered insurer or its parent company by virtue of its shareholding or its entitlement to exercise, or control the exercise of, the voting power at any stockholders' meeting.

Under the Bermuda Insurance Act, stockholder controller ownership is defined as follows:

Actual Stockholder Controller Voting Power	Defined Stockholder Controller Voting Power
10% or more but less than 20%	10%
20% or more but less than 33%	20%
33% or more but less than 50%	33%
50% or more	50%

Where the shares of a registered insurer, or the shares of its parent company, are traded on a recognized stock exchange, and such stockholder becomes a 10%, 20%, 33%, or 50% stockholder controller of the insurer, that stockholder shall, within 45 days, notify the BMA in writing that such stockholder has become, or as a result of a disposition ceased to be, a controller of any such category.

Any person or entity who contravenes the Bermuda Insurance Act by failing to give notice or knowingly becoming a controller of any description before the required 45 days has elapsed is guilty of an offense under Bermuda law and liable to a fine of \$25,000 on summary conviction.

The BMA may file a notice of objection to any person or entity who has become a controller of any category when it appears that such person or entity is not, or is no longer, fit and proper to be a controller of the registered insurer. Before issuing a notice of objection, the BMA is required to serve upon the person or entity concerned a preliminary written notice stating the BMA's intention to issue formal notice of objection. Upon receipt of the preliminary written notice, the person or entity served may, within 28 days, file written representations with the BMA which shall be taken into account by the BMA in making its final determination. Any person or entity who continues to be a controller of any description after having received a notice of objection is guilty of an offense and liable on summary conviction to a fine of \$25,000 (and a continuing fine of \$500 per day for each day that the offense is continuing) or, if convicted on indictment, to a fine of \$100,000 and/or 2 years in prison.

The Bermuda Insurance Act regulates the insurance business of our Bermuda reinsurance subsidiaries, and provides that no person may carry on any insurance business in or from within Bermuda unless registered as an insurer under such act by the BMA. The BMA is required by the Bermuda Insurance Act to determine whether an applicant is a fit and proper body to be engaged in the insurance business and, in particular, whether it has, or has available to it, adequate knowledge and expertise to operate an insurance business. The continued registration of an insurer is subject to the insurer complying with the terms of its registration and such other conditions as the BMA may impose from time to time. The Bermuda Insurance Act also grants to the BMA powers to supervise, investigate and intervene in the affairs of insurers. The Bermuda Insurance Act imposes on Bermuda insurers solvency standards, as well as auditing and reporting requirements.

In March 2024, following feedback from stakeholders, the BMA introduced certain new requirements designed to enhance Bermuda's regulatory regime for commercial insurers. In addition to potential enhancements to technical provisions and computation of the Bermuda Solvency Capital Requirement, the guidance notes set forth requirements designed to strengthen supervisory cooperation and exchange of information and increased publication of regulatory information to further develop good governance and risk management practices, transparency, and market discipline.

In the U.K., Apollo is considered the controller of certain insurance company (or equivalent) subsidiaries of Catalina Holdings (Bermuda) Ltd. ("Catalina") and Aspen Insurance Holdings Limited ("Aspen"), including Catalina Worthing Insurance Limited, Aspen Insurance UK Limited ("Aspen U.K."), which is domiciled in the U.K. and operates regulated branches in Australia, Canada, Singapore, Switzerland, and Aspen Managing Agency Limited, the Lloyd's managing agent of Syndicate 4711, which has its underwriting capacity provided by Aspen's subsidiary Aspen Underwriting Limited, a Lloyd's corporate member. In addition, Catalina Services UK Limited and Aspen U.K. Syndicate Services Limited are also domiciled in the U.K. and provide insurance distribution services for purposes of certain U.K. insurance regulations.

In Ireland, Apollo is deemed to hold an indirect qualifying holding in Athora Ireland plc, which is a direct wholly-owned subsidiary of Athora Life Re Ltd. An indirect qualifying holding in Athora Ireland Services Limited, a wholly owned subsidiary of Athora, is also attributed to Apollo via Apollo's indirect interest in Athora.

Apollo is deemed to hold an indirect qualifying holding in Athora Deutschland Verwaltungs GmbH, Athora Deutschland Holding GmbH & Co. KG, Athora Deutschland GmbH, Athora Lebensversicherung AG and Athora Pensionskasse AG, which are either German regulated insurance undertakings or German insurance holding companies.

Apollo is deemed to hold an indirect qualifying holding in Athora Belgium S.A./N.V. ("Athora Belgium"), which is a Belgian licensed insurance and reinsurance undertaking. In addition, some of Athora Belgium's subsidiaries are registered with the Belgian regulator as insurance brokers and are subject to supervision by the Belgian regulator as regards their insurance distribution activities.

Apollo is deemed to hold an indirect qualifying holding in Athora Netherlands N.V. (formerly known as: VIVAT N.V.), Proteq Levensverzekeringen N.V., and SRLEV N.V., which are either Dutch regulated insurance undertakings or a Dutch insurance holding company, and Zwitterleven PPI N.V., which is a Dutch premium pension institution.

Additionally, Catalina carries on insurance business through its Singapore-domiciled subsidiary Asia Capital Reinsurance Group Pte. Ltd., which in turn operates through its subsidiaries in Malaysia.

Regulation of an Insurance Group

Many insurers, including certain of our subsidiaries, operate within a group structure with two or more affiliated persons, one or more of which is an insurer. U.S. state and international regulators have developed group supervisory frameworks in order to provide regulators with the ability to scrutinize the activities of an insurance group and assess its potential impact on individual insurers within the group.

A group supervisor may impose certain requirements on the insurance group, including to make provision for, among other things: (1) assessing the financial situation and the solvency position of the insurance group and/or its members and (2) regulating intra-group transactions, risk concentration, governance procedures, risk management and regulatory reporting and disclosure. These requirements as applied in substance to us or our affiliates have been applied as part of larger prudential regulatory initiatives.

Government agencies and insurance standard setters in the U.S. and worldwide have become increasingly interested in potential risks posed by the insurance industry as a whole, and to commercial and financial activities and systems in general, as indicated by the adoption in 2019 of the Common Framework for the Supervision of Internationally Active Insurance Groups (“ComFrame”) by the International Association of Insurance Supervisors (“IAIS”). ComFrame will apply for all large internationally active insurance groups (“IAIGs”) designated as an IAIG by their group-wide supervisor. On February 6, 2024, the Iowa Insurance Division (the “IID”) identified Apollo as meeting the criteria as an IAIG and further identified Athene as the head of the IAIG. In general, the head of the IAIG is the uppermost entity to which obligations associated with an IAIG designation attach. As a result of these identifications, we expect Athene to be subject to the relevant capital standard that the U.S. applies to IAIGs. The IID further identified itself as the Group-Wide Supervisor for Apollo (in a distinct capacity from its role as supervisor for Athene). Iowa has been effectively serving in this role for a significant period of time; this identification is a formal recognition of the IID’s existing supervisory relationship to Apollo. At this time, we do not expect a significant impact on Athene’s capital position or capital structure; however, we cannot fully predict with certainty the impact (if any) on Athene’s capital position or capital structure and any other burdens being named an IAIG may impose on Athene or its insurance affiliates.

Capital Requirements

Each of our insurance and reinsurance subsidiaries is subject to regulatory capital requirements based upon the laws and regulations of its jurisdiction of incorporation. Regulators of each jurisdiction in which we operate have discretionary authority in connection with our insurance and reinsurance subsidiaries’ continued licensing to limit or prohibit sales to policyholders within their respective jurisdiction or to restrict continued operation of insurers or reinsurers domiciled in their respective jurisdiction if, in their judgment, such entities have not maintained the required level of minimum surplus or capital or that the further transaction of business would be hazardous to policyholders or reinsurance counterparties.

Restrictions on Dividends and Other Distributions

Our U.S. insurance subsidiaries are also subject to restrictions on the payment of dividends. Any proposed dividend in excess of the amount permitted by law is considered an extraordinary dividend or extraordinary distribution and may not be paid until it has been approved, or generally a 30-day waiting period has passed during which it has not been disapproved, by the Commissioner. In addition, Bermuda regulated insurers are strictly prohibited from declaring or paying any dividends unless certain financial conditions are met or prior approval from the BMA is received.

Consumer Protection Laws and Privacy and Data Security Regulation

Federal and state consumer protection laws affect our operations. As part of the Dodd-Frank Act, Congress established the Consumer Financial Protection Bureau to supervise and regulate institutions that provide certain financial products and services to consumers. In addition, the Gramm-Leach-Bliley Act of 1999 implemented fundamental changes in the regulation of the financial services industry in the United States and includes privacy and security requirements for financial institutions, including obligations to protect and safeguard consumers’ nonpublic personal information and records, limitations on the re-disclosure and re-use of such information and requirements to notify customers and other individuals about their policies and practices relating to their collection and disclosure of such information and their practices relating to protecting the security and confidentiality of that information.

In addition to federal and other financial institution-specific privacy laws and regulations, an increasing number of states are considering and passing comprehensive privacy legislation. The issues surrounding data security and the safeguarding of consumers' protected information are under increasing regulatory scrutiny by state and federal regulators.

Regulated Entities Outside of the U.S.

Certain of our subsidiaries and the funds that we manage that operate in jurisdictions outside of the United States are licensed by or have obtained authorizations to operate in their respective jurisdictions outside of the United States, and as a result are regulated by various international regulators and subject to applicable regulation. These registrations, licenses or authorizations relate to providing investment advice, discretionary investment management, arranging deals, marketing securities, capital markets activities and other regulated activities. Failure to comply with the laws and regulations governing these subsidiaries that have been registered, licensed or authorized could expose us to liability and/or damage our reputation.

Outside of the U.S., our subsidiaries and the funds that we manage, including Apollo Management International LLP, Apollo Credit Management International Limited, Apollo Asset Management Europe LLP, Apollo Asset Management Europe PC LLP, Apollo Investment Management Europe LLP, Apollo Investment Management Europe (Luxembourg) S.à r.l., Apollo Capital Solutions Europe B.V., Apollo Advisors (Mauritius) Ltd, AION Capital Management Limited, Apollo Management Singapore Pte. Ltd., Apollo Management Singapore Pte. Ltd., Apollo Management Asia Pacific Limited, Apollo Management Japan Limited, PK AirFinance Japan Godo Kaisha and PK AIR 1 JPN Godo Kaisha, are subject to regulation in the European Union, the Abu Dhabi Global Market, the U.K., India, Mauritius, Singapore, Australia, Hong Kong and Japan.

Other Regulatory Considerations. Certain of our businesses are subject to compliance with laws and regulations of U.S. federal and state governments, non-U.S. governments, their respective agencies and/or various self-regulatory organizations or exchanges relating to, among other things, the privacy of client information, cybersecurity and AI. Any failure to comply with these regulations could expose us to liability and/or reputational damage.

Rigorous legal and compliance analysis of our businesses and investments is important to our culture. We strive to maintain a culture of compliance through the use of policies and procedures, such as our code of ethics, compliance systems, communication of compliance guidance and employee education and training. We have a compliance group that monitors our compliance with the regulatory requirements to which we are subject and manages our compliance policies and procedures. Our Chief Compliance Officer supervises our compliance group, which is responsible for addressing all regulatory and compliance matters that affect our activities. Our compliance policies and procedures address a variety of regulatory and compliance risks such as the handling of material non-public information, personal securities trading, anti-bribery, financial crimes compliance, valuation of investments on a fund-specific basis, document retention, potential conflicts of interest and the allocation of investment opportunities.

Apollo has established certain one-way and/or two-way information barriers in respect of discrete investment strategies (based on established policies and procedures in respect of information barriers). However, we generally operate without permanent information barriers between our asset management businesses. In an effort to manage possible risks resulting from our decision not to implement these barriers, our compliance personnel maintain restricted securities lists and other internal controls. We could in the future decide that it is advisable to establish permanent information barriers, particularly as our business expands and diversifies. In such event our ability to operate as an integrated platform would be restricted.

Available Information

Our Annual Reports on Form 10-K, Quarterly Reports on Form 10-Q, Current Reports on Form 8-K and amendments to reports filed or furnished pursuant to Section 13(a) of the Exchange Act are made available free of charge on or through our website at ir.apollo.com as soon as reasonably practicable after such reports are filed with, or furnished to, the SEC. The information on our website is not, and shall not be deemed to be, part of this report or incorporated into any other filings we make with the SEC. The reports and the other documents we file with the SEC are available on the SEC's website at www.sec.gov.

From time to time, we may use our website as a channel of distribution of material information. Financial and other material information regarding the Company is routinely posted on and accessible at www.apollo.com.

ITEM 1A. RISK FACTORS

The following risk factors and other information included in this report should be carefully considered. The occurrence of any of the following risks or of unknown risks and uncertainties may adversely affect our business, financial condition, results of operations and cash flows.

Macroeconomic Risks

Difficult political, market or economic conditions may adversely affect our businesses in many ways which could materially reduce our revenue, net income and cash flow and adversely affect our financial prospects and condition.

Our businesses are materially affected by conditions in the political environment and financial markets and economic conditions throughout the world, such as changes in interest rates, availability of credit, inflation rates (including persistent inflation), economic uncertainty, changes in laws (including laws relating to taxation), changes in governmental policy and regulatory reform, changes in trade or immigration policy, tariffs and trade sanctions on goods, trade wars, U.S.-China relations, commercial and trading relations between the United States, Canada, Mexico and the European Union, imposition or maintenance of trade barriers (including tariffs), labor shortages, the ongoing Russia-Ukraine conflict, the conflicts in the Middle East, the tensions between China and Taiwan, supply chain disruptions, economic, political, fiscal and/or other developments in or affecting Eurozone countries, commodity prices, currency exchange rates and controls, wars, other national and international political circumstances (including terrorist acts or security operations), natural disasters, climate change, pandemics or other severe public health crises and other events outside of our control. Market uncertainty and volatility could also be magnified as a result of the new U.S. administration and resulting uncertainties regarding actual and potential shifts in the U.S. and foreign, trade, economic and other policies, such as threatened or imposed tariffs on imports from various countries, including China, Mexico, and Canada.

Both domestic and international markets continued to experience significant inflationary pressures in fiscal year 2024 and inflation rates in the U.S., as well as in other countries in which we operate, could continue at elevated levels for the near term. Although the Federal Reserve in the U.S. and central banks in various other countries have started to cut interest rates as the rate of inflation slowly weakened, they may again raise interest rates in response to concerns about inflation in the future, which, coupled with reduced government spending and volatility in financial markets, may have the effect of further increasing economic uncertainty and heightening these risks. Interest rate increases or other government actions taken to reduce inflation could also result in recessionary pressures in many parts of the world. Interest rate risk poses a significant market risk to us as a result of interest rate-sensitive assets (*e.g.*, fixed income assets) and liabilities (*e.g.*, fixed deferred and immediate annuities) held by us and by the portfolio companies of the funds we manage. Certain portfolio companies of the funds we manage may also be impacted by inflation. If such portfolio companies are unable to pass any increases in their costs along to their customers, it could adversely affect their results and their ability to pay interest and principal on their loans, particularly if interest rates rise further in response to inflation. In addition, any projected future decreases in such portfolio companies' operating results due to inflation could adversely impact the fair value of those investments. Any decreases in the fair value of our and our funds' investments could result in future unrealized losses and therefore reduce our net assets resulting from operations.

The ongoing conflict between Russia and Ukraine and the conflict in the Middle East have increased global economic and political uncertainty. Furthermore, governments in the U.S., U.K., and EU have each imposed export controls on certain products and financial and economic sanctions on certain industry sectors and parties in Russia, and additional controls and sanctions could be enacted in the future. We are continuing to actively monitor the situations in Russia, Ukraine and the Middle East and assess their impact on our business and the business and operations of the portfolio companies of the funds we manage (particularly the impact on portfolio companies that operate in industries such as chemicals, oil and gas and aviation). We have no significant exposure to Russia, Ukraine or the Middle East and as such, to date, these conflicts have not had a material impact on our business, financial condition or results of operations. However, it is possible that these conflicts may escalate or expand, and the scope, extent and duration of the military action, current or future sanctions and resulting market and geopolitical disruptions could be significant. Any global energy crisis, including as a result of restrictions on Russia's energy exports or any future continuation or expansion of the Middle East conflicts, could similarly have an adverse impact on certain of the geographies where we do business and certain business and operations of the portfolio companies of the funds we manage. We cannot predict the impact these conflicts may have on the global economy or our business, financial condition and operations in the future. These conflicts may also heighten the impact of other risks described herein.

Additionally, investing in securities and other financial instruments of companies organized or based outside the U.S. and operating outside the U.S. may also expose us to increased compliance risks, as well as higher compliance costs to comply with U.S. and non-U.S. anti-corruption, anti-money laundering and sanctions laws and regulations. These factors are outside our control and may affect the level and volatility of securities prices and the liquidity and the value of investments, and we may not be able to or may choose not to manage our exposure to these conditions.

Volatility caused by political, market or economic conditions can materially hinder the initiation of new, large-sized transactions for funds in our asset management business and, together with volatility in valuations of equity and debt securities, may adversely impact our operating results. It may also increase the risk that cash flows generated from our operations or the collateral underlying the structured products we own may differ from our expectations in timing or amount. In addition, many of our classes of investments, but in particular our alternative investments, may produce investment income that fluctuates significantly from period to period. Any event reducing the estimated fair value of these securities, other than on a temporary basis, could have a material and adverse effect on our business, results of operations, financial condition, liquidity and cash flows. Volatility and general economic trends are also likely to impact the performance of portfolio companies in many industries, particularly industries that are more affected by changes in consumer demand, such as the packaging, manufacturing, chemical and refining industries, as well as the travel and leisure, gaming and real estate industries. Our performance, and the performance of the funds we manage, may be adversely affected to the extent portfolio companies in these industries experience adverse performance or additional pressure due to downward trends. There is also a risk of both sector-specific and broad-based corrections and/or downturns in the equity and/or credit markets. Our profitability may also be adversely affected by our fixed costs and the possibility that we would be unable to scale back other costs, within a time frame sufficient to match any further decreases in net income or increases in net losses relating to changes in market and economic conditions.

Moreover, our retirement services business is materially affected by conditions in the capital markets and the U.S. economy generally, as well as by the global economy. Actual or perceived stressed conditions, volatility and disruptions in financial asset classes or various capital and credit markets can have an adverse effect on our retirement services business, both because such conditions may decrease the returns on, and value of, its investment portfolio and because its benefit and claim liabilities are sensitive to changing market factors. In times of economic hardship, the policyholders of our retirement services business may choose to defer paying insurance premiums, stop paying insurance premiums altogether or surrender their policies. In addition, actual or perceived difficult conditions in the capital markets may discourage individuals from making investment decisions and purchasing our retirement services products.

Climate change-related risks and regulatory and other efforts to address climate change could adversely affect our business.

We and the portfolio companies of the funds we manage face a number of risks associated with climate change, including both transition and physical risks. The transition risks that could impact us and the investments of the funds we manage include those risks related to the impact of U.S. and foreign climate-related legislation and regulation, as well as risks arising from climate-related business trends. Moreover, our investments, and the investments of the portfolio companies of the funds we manage, are subject to risks stemming from the physical impacts of climate change. In particular, climate change may impact asset prices, increase insurance costs and decrease the value of investments linked to real estate. For example, rising sea levels may lead to decreases in real estate values in coastal areas. We and the funds we manage could have significant concentrations of real estate investments and collateral underlying investments linked to real estate in areas of the United States prone to severe weather and climate events, including California, sections of the northeastern U.S., the South Atlantic states and the Gulf Coast.

Climate change-related regulations or interpretations of existing laws have resulted, and may continue to result, in enhanced disclosure obligations that could negatively affect us or the investments of the portfolio companies of the funds we manage and also materially increase our regulatory burden. We also face business trend-related climate risks. Certain fund investors are increasingly taking climate-related risks into account when determining whether to invest in the funds we manage. Our reputation and investor relationships could be damaged as a result of our involvement, or the involvement of the funds we manage, in certain industries, portfolio companies or transactions associated with activities perceived to be causing or exacerbating climate change, as well as any decisions we make to continue to conduct or change our activities in response to considerations relating to climate change.

We are subject to risks associated with pandemics, epidemics, disease outbreaks and other public health crises, which could impact our business, financial condition and results of operations in the future.

We are subject to risks associated with pandemics, epidemics, disease outbreaks and other public health crises. Such public health crises could adversely affect our business in a number of ways, including by adversely impacting the valuations of the

investments made by our asset management and retirement services businesses, which are generally correlated to the performance of the relevant equity and debt markets; increasing volatility in the financial markets; preventing us from capitalizing on certain market opportunities; causing prolonged asset price inflation and hampering our asset management business' ability to deploy capital or to deploy capital as profitably; interrupting global or regional supply chains; hurting consumer confidence and economic activity; reducing opportunities for our asset management business to successfully exit existing investments; straining our liquidity, which may impact our credit ratings and limit the availability of future financing; impairing our asset management business' equity investments and impacting the ability of the portfolio companies of our asset management business to meet their respective financial obligations and comply with existing covenants; increasing the rate at which policyholders of our insurance products withdraw their policies; and reducing our ability to understand and foresee trends and changes in the markets in which we operate.

Operating Risks

A portion of our revenues, earnings and cash flow is highly variable, which may make it difficult for us to achieve steady earnings growth on a quarterly basis, which may cause the price of our shares to be volatile.

A portion of our revenues, earnings and cash flow is highly variable, primarily due to the fact that performance fees from our asset management business and the transaction, advisory and other fees that we receive, can vary significantly from quarter to quarter and year to year. In addition, the investment returns of most of the funds and other vehicles we manage are volatile. We may also experience fluctuations in our results from quarter to quarter and year to year due to a number of other factors, including changes in the values of investments of the funds and other vehicles we manage, changes in the amount of distributions, dividends or interest paid in respect of investments, changes in our operating expenses, policyholder behavior, the degree to which we encounter competition and general economic and market conditions. Our future results will also be significantly dependent on the success of the larger funds we manage (e.g., Fund VIII, Fund IX, Fund X and AAA), changes in the value of which may result in fluctuations in our results. In addition, performance fees from some of the funds and other vehicles we manage are subject to contingent repayment by the general partner if, upon the final distribution, the relevant fund's general partner has received cumulative performance fees on individual portfolio investments in excess of the amount of performance fees it would be entitled to from the profits calculated for all portfolio investments in the aggregate. Such variability may lead to volatility in the trading price of our shares and cause our results for a particular period not to be indicative of our performance in a future period. It may be difficult for us to achieve steady growth in earnings and cash flow on a quarterly basis, which could in turn lead to large adverse movements in the price of our shares or increased volatility in the price of our shares in general.

The timing of performance fees generated by the funds and other vehicles we manage is uncertain and will contribute to the volatility of our results. Performance fees depend on the performance of the funds and other vehicles we manage. It takes a substantial period of time to identify attractive investment opportunities, to raise all the funds needed to make an investment and then to realize the cash value or other proceeds of an investment through a sale, public offering, recapitalization or other exit. Even if an investment proves to be profitable, it may be several years before any profits can be realized in cash or other proceeds. We cannot predict when, or if, any realization of investments will occur. Generally, if the funds we manage were to have a realization event in a particular quarter or year, it may have a significant impact on our results for that particular quarter or year that may not be replicated in subsequent periods. With respect to a number of credit funds, our performance fees are generally paid annually, semi-annually or quarterly, and the varying frequency of these payments will contribute to the volatility of our revenues and cash flow. Furthermore, we earn these performance fees only if the net asset value of a fund has increased or, in the case of certain funds, increased beyond a particular threshold, which is referred to as a "high water mark." Such performance fees we earn are therefore dependent on the net asset value of investors' investments in the fund or vehicle, which could lead to significant volatility in our results.

We may not be successful in expanding into new investment strategies, geographic markets and businesses and new types of investors, each of which may result in additional risks and uncertainties in our businesses.

We actively consider the opportunistic expansion of our businesses, both geographically and into new investment strategies and platforms, and intend, to the extent that market conditions warrant, to grow our businesses by increasing AUM in existing businesses and expanding into new investment strategies, platforms, geographic markets, businesses and distribution channels, including the retail channel. We intend to grow our business in the future in part by acquisitions and joint ventures, each of which could require additional cash and equity, systems development and skilled personnel. We may experience challenges identifying, financing, consummating and integrating such acquisitions and transactions. Our organizational documents do not limit us to the asset management and retirement services businesses. Accordingly, we may pursue growth through acquisitions

of other investment management companies, acquisitions of critical business partners or other strategic initiatives, including entering into new lines of business.

We may not be successful in any such attempted expansion. Attempts to expand our businesses involve a number of special risks, including the diversion of management's attention from our core businesses; the disruption of our ongoing businesses; entry into markets or businesses in which we may have limited or no experience; increasing demands on our operational systems and infrastructure; potential increase in investor concentration; enhanced regulatory scrutiny and greater reputational and litigation risk; difficulty in combining or integrating operational and management systems; and the broadening of our geographic footprint, increasing the risks associated with conducting operations in foreign jurisdictions (including regulatory, tax, legal and reputational consequences). Additionally, any expansion of our businesses could result in significant increases in our outstanding indebtedness and debt service requirements, which would increase the risks of investing in our shares, and may adversely impact our results of operations and financial condition.

We also may not be successful in identifying new investment strategies or geographic markets that increase our profitability, or in identifying and acquiring new businesses that increase our profitability. We have also entered into strategic partnerships, separately managed accounts and sub-advisory arrangements, which lack the scale of the funds we traditionally manage and are more costly to administer. The prevalence of these accounts may also present conflicts and introduce complexity in the deployment of capital.

Before expanding into new investment strategies, or making any fund investments generally, we conduct due diligence that we deem reasonable and appropriate based on the facts and circumstances applicable to each investment. When conducting due diligence, we may be required to evaluate important and complex issues, including but not limited to those related to business, financial, credit risk, tax, accounting, environmental, legal and regulatory and macroeconomic trends. The due diligence investigation that we will carry out may not reveal or highlight all relevant facts (including fraud) or risks that may be necessary or helpful in evaluating such investment opportunity, including past or current violations of law and related legal exposure, and we may not identify or foresee future developments that could have a material adverse effect on an investment (e.g., technological disruption across an industry).

We have increasingly undertaken business initiatives to increase the number and type of products offered to individual investors, which could expose us to new and greater levels of risk.

We have increasingly undertaken business initiatives to increase the number and type of products, including externally managed vehicles, offered to investors, especially individual (non-institutional) investors (including investors often described as high net worth individuals, family offices and mass affluent individuals), in the U.S. and other jurisdictions around the world. Our investment adviser subsidiaries or affiliates currently externally manage or advise a number of such vehicles, and a number of other vehicles are expected to be launched at various times in the future. In some cases, the offerings are distributed to such investors indirectly through third-party managed vehicles sponsored by brokerage firms, private banks or other third parties, and in other cases directly to the qualified clients of private banks, independent investment advisors and brokers. In other cases, we create products specifically designed for direct investment by individual investors in the U.S., many of whom are not accredited investors, or similar investors in non-U.S. jurisdictions, including in Europe and Asia. Such products are regulated by the SEC in the U.S. and by other similar regulatory bodies in other jurisdictions.

Accessing individual investors and selling products directed at such investors exposes us to new and greater levels of risk, including heightened litigation and regulatory enforcement risks, an increased compliance burden, and more complex administration and accounting operations. We may be subject to claims related to matters such as the adequacy of disclosures, appropriateness of fees, suitability and board of directors' oversight, each which could result in civil lawsuits, regulatory penalties and enforcement actions. Our registered investment advisers could also be subject to direct or derivative claims from a fund's investors or board of directors for alleged mismanagement of the fund. In addition, regulatory requirements imposing limitations on the ability of affiliates of certain of our vehicles to engage in certain transactions may limit our funds' ability to engage in otherwise attractive investment opportunities.

We continue to distribute products through new channels and markets, including through unaffiliated third-party firms, and we may not be able to effectively monitor or control the manner of distribution, which could result in litigation or regulatory action against us, including with respect to, among other things, claims that products distributed through such channels are distributed to investors for whom they are unsuitable, or claims related to conflicts of interest or the adequacy of disclosure to investors or claims that the products are distributed in a manner inconsistent with our regulatory requirements or otherwise inappropriate manner. In addition, regulations applicable to our arrangements with such distributors and channels increase the compliance

burden associated with onboarding new distributors or pursuing new distribution channels, resulting in increased cost and complexity. Although we engage in due diligence and onboarding procedures that seek to uncover issues relating to the third parties through which individual investors access our products, we do not control and have limited information regarding many of these third-party channels and, therefore, we are exposed to the risks of reputational damage, regulatory scrutiny and legal liability to the extent such third parties improperly sell our products to investors.

Similarly, there is a risk that Apollo employees involved in the direct distribution of our products, or employees who oversee independent advisors, brokerage firms and other third parties around the world involved in distributing our products, do not follow our compliance and supervisory procedures. In addition, the distribution of such products, including through new channels, whether directly or through market intermediaries, could expose us to allegations of improper conduct and/or actions by state and federal regulators in the U.S. and regulators in jurisdictions outside of the U.S. with respect to, among other things, product suitability, distributor eligibility, investor classification, compliance with securities laws, conflicts of interest and the adequacy of disclosure to investors to whom our products are distributed through those channels.

In addition, many of the products that we make available to individual investors contain terms that permit such investors to request redemption or repurchase of their interests on a periodic basis and, subject to certain limitations, include limits on the aggregate amount of such interests that may be redeemed or repurchased in a given period. Challenging market or economic conditions and liquidity needs could cause elevated share redemption or repurchase requests from investors in such products. In addition, limitations can be placed on the amount of redemptions or repurchases that are fulfilled. Such limitations are particularly possible in the event redemption or repurchase requests are elevated or investor subscriptions to such products are concurrently at reduced levels. Such limitations may subject us to reputational harm and may make such vehicles less attractive to individual investors, which could have a material adverse effect on the cash flows of such vehicles. This may in turn negatively impact the revenues we derive from such vehicles.

As we expand the distribution of products to individual investors outside of the U.S., we are increasingly exposed to risks in non-U.S. jurisdictions. While many of the risks we face in non-U.S. jurisdictions are similar to those that we face in the distribution of products to individual investors in the U.S., securities laws and other applicable regulatory regimes can be extensive, complex and vary by jurisdiction. In addition, the distribution of products to individual investors outside of the U.S. may involve complex structures and market practices that vary by local jurisdiction. As a result, this expansion subjects us to additional complexity, litigation and regulatory risk.

In addition, our initiatives to expand our individual investor base, including outside of the U.S., requires the investment of significant time, effort and resources, including the potential hiring of additional personnel, the implementation of new operational, compliance and other systems and processes and the development or implementation of new technology. There is no assurance that such efforts will be successful.

We operate in highly competitive industries, which could limit our ability to achieve our growth strategies and could materially and adversely affect our businesses, financial condition, results of operations, cash flows and prospects.

We operate in highly competitive markets and compete with a large number of investment management firms, private equity, credit and real assets fund sponsors, U.S. and non-U.S. insurance and reinsurance companies, broker-dealers, financial advisors, asset managers and other financial institutions. In particular, our asset management business faces intense competition in the pursuit of outside investors for the funds we manage, and our retirement services business faces intense competition with respect to both the products it offers and the acquisition and block reinsurance transactions it pursues. These competitive pressures may have a material and adverse effect on our growth, business, financial condition, results of operations, cash flows and prospects.

We depend on certain key personnel and the loss of their services could have a material adverse effect on us.

The success of our businesses depends on the efforts, judgment, business relationships, personal reputations and continued service of our key personnel. The loss of the services of any of our key personnel or damage to their personal or professional reputation could have a material adverse effect on our business. Accordingly, our retention of our key personnel and our success in recruiting additional personnel is crucial to our success. If any of our key personnel were to join or form a competitor, our business could similarly suffer a material adverse effect. For example, some of the investors in the funds we manage could choose to invest with that competitor, another competitor or not at all, rather than in the funds we manage. We do not carry any “key man” insurance that would provide us with proceeds in the event of the death or disability of any of our key personnel. We may also not succeed in recruiting additional personnel because the market for qualified professionals is

extremely competitive. Efforts to retain or attract key personnel may result in significant additional expenses, which could adversely affect our profitability.

In addition, the governing agreements of certain of the funds we manage provide that in the event certain investment professionals and other key personnel fail to devote the requisite time to our businesses, the investment period will terminate. In some instances, such termination becomes effective only if coupled with a certain percentage in interest of the fund investors or the respective fund advisory board, if applicable, not voting to continue the investment period. In addition to having a significant negative impact on our revenue, net income and cash flow, the occurrence of such an event with respect to any of the funds we manage would likely result in significant reputational damage to us.

Misconduct by our current and former employees, directors, advisers, third-party service providers or others affiliated with us could harm us by impairing our ability to attract and retain investors and by subjecting us to significant legal liability, regulatory scrutiny and reputational harm.

There is a risk that our employees, directors, advisers, third-party service providers or others affiliated with us could engage, including deliberately or recklessly, in misconduct or fraud that creates legal exposure for us and adversely affects our businesses. With respect to our retirement services business, our insurance businesses rely on third-party intermediaries to sell our products and services and we further rely on third-party administrators to administer a portion of our annuity contracts as well as our legacy life insurance business. If anyone associated or affiliated with us, or the portfolio companies of the funds we manage, were to engage, or be accused of engaging, in illegal or suspicious activities, sexual harassment, impermissible discrimination, improper use or disclosure of confidential information, fraud, payment or solicitation of bribes, misrepresentation of products and services or any other type of similar misconduct or violation of other laws and regulations, we could suffer serious harm to our brand, reputation, be subject to penalties or sanctions, face difficulties in raising funds, suffer serious harm to our financial position and current and future business relationships, as well as face potentially significant litigation or investigations.

Fraud, payment or solicitation of bribes and other deceptive practices or other misconduct at the portfolio companies of the funds we manage could similarly subject us to liability and reputational damage and also harm our performance. There are a number of grounds upon which such misconduct at a portfolio company could subject us to criminal and/or civil liability, including on the basis of actual knowledge, willful blindness, or control person liability.

We rely on technology and information systems, many of which are controlled by third-party vendors, to maintain the security of our information and technology networks and to conduct our businesses, and any failures or interruptions of these systems could adversely affect our businesses and results of operations.

We are subject to various risks and costs associated with the collection, handling, storage and transmission of personally identifiable information. In the ordinary course of our business, we collect and store a range of data, including our proprietary business information and intellectual property, and personally identifiable information of our employees, our investors, our retirement services business policyholders and other third parties, in our data centers and on our networks and we rely on technology and information systems to execute, confirm and settle transactions. We rely on a host of information systems and hardware systems for the secure processing, maintenance and transmission of this information, and the unavailability of these systems or the failure of these systems to perform as anticipated for any reason could disrupt our businesses and could result in decreased performance and increased operating costs, causing our businesses and results of operations to suffer.

Although we are not currently aware of any cyberattacks or other incidents that, individually or in the aggregate, have materially affected, or would reasonably be expected to materially affect, our operations or financial condition, there can be no assurance that the various procedures and controls we utilize to mitigate these threats will be sufficient to prevent disruptions to our systems, especially because the cyberattack techniques used change frequently and are not recognized until launched, the full scope of a cyberattack may not be realized until an investigation has been performed and cyberattacks can originate from a wide variety of sources. We rely on industry accepted security measures and technology to securely maintain confidential and proprietary information maintained on our information systems. Although we take protective measures and endeavor to strengthen our computer systems, software, technology assets and networks to prevent and address potential cyberattacks, there can be no assurance that any of these measures will prove effective. Furthermore, delays in the maintenance, updates, upgrading, or patching of our information systems could adversely impact their effectiveness or could expose us, as well as our clients and others who rely upon, or have exposure to, our systems, to security and other risks. The rapid evolution and increasing prevalence of artificial intelligence technologies may also increase our cybersecurity risks.

We are also dependent on an increasingly concentrated group of third-party vendors that we do not control for hosting the information systems and hardware systems that are critical to our businesses. We also rely on third-party service providers for certain aspects of our businesses, including for certain information systems, technology and administration of the funds we manage and compliance matters. While we require our critical third-party suppliers to implement and maintain what we believe to be effective cybersecurity and data protection measures, we cannot guarantee that third parties and infrastructure in our supply chain or our partners' supply chains have not been compromised or that they do not contain exploitable defects or bugs that could result in a breach of or disruption to our information technology systems or the third-party information technology systems that support our services. Our ability to monitor these third parties' information security practices is limited, and they may not have adequate information security measures in place. In addition, if one of our third-party suppliers suffers a security breach, which has happened in the past, our response may be limited or more difficult because we may not have direct access to their systems, logs and other information related to the security breach. A disaster, disruption or compromise in technology or infrastructure that supports our businesses, including a disruption involving electronic communications or other services used by us, our vendors or third parties with whom we conduct business, may have an adverse impact on our ability to continue to operate our businesses without interruption which could have a material adverse effect on us. These risks could increase as vendors increasingly offer cloud-based software services rather than software services that can be operated within our own data centers. These risks also increase to the extent we engage in operations outside the U.S. We also rely on data processing systems and the secure processing, storage and transmission of information, including payment and health information. A disruption or compromise of these systems could have a material adverse effect on our business. In addition, costs related to data security threats or disruptions may not be fully insured or indemnified by other means.

As new technologies, including tools that harness generative artificial intelligence and other machine learning techniques, rapidly develop and become even more accessible, the use of such new technologies by us, our affiliates and our third party service providers will present additional known and unknown risks, including, among others, the risk that confidential information may be stolen, misappropriated or disclosed and the risk that we and/or third party service providers may rely on incorrect, unclear or biased outputs generated by such technologies, any of which could have an adverse impact on us and our business.

A significant actual or potential theft, loss, corruption, exposure, fraudulent, unauthorized or accidental use or misuse of investor, policyholder, employee or other personally identifiable or proprietary business data, whether by third parties or as a result of employee malfeasance or otherwise, non-compliance with our contractual or other legal obligations regarding such data or intellectual property or a violation of our privacy and security policies with respect to such data could result in significant remediation and other costs, fines, litigation and regulatory actions against us by the U.S. federal and state governments, the EU or other jurisdictions, various regulatory organizations or exchanges, or affected individuals, in addition to significant reputational harm.

Our business, financial condition, results of operations, liquidity and cash flows depend on the accuracy of our management's assumptions and estimates, and we could experience significant gains or losses if these assumptions and estimates differ significantly from actual results.

We make and rely on certain assumptions and estimates regarding many matters related to our businesses, including valuations, interest rates, investment returns, expenses and operating costs, tax assets and liabilities, tax rates, business mix, surrender activity, mortality and contingent liabilities. We also use these assumptions and estimates to make decisions crucial to our business operations. We use assumptions and estimates to make decisions about pricing, target returns and expense structures for our insurance subsidiaries' products and pension group annuity transactions; determining the amount of reserves our retirement services business is required to hold for its policy liabilities; determining the price our retirement services business will pay to acquire or reinsure business; determining the hedging strategies we employ to manage risks to our business and operations; and determining the amount of regulatory and rating agency capital that our insurance subsidiaries must hold to support their businesses. Similarly, our management teams make similar assumptions and estimates in planning and measuring the performance of our asset management business. In addition, certain investments and other assets and liabilities of our asset management business and our retirement services business must be, or at our election are, measured at fair value the determination of which involves the use of various assumptions and estimates and considerable judgment. The factors influencing these various assumptions and estimates cannot be calculated or predicted with certainty, and if our assumptions and estimates differ significantly from actual outcomes and results, our business, financial condition, results of operations, liquidity and cash flows may be materially and adversely affected.

Many of the funds we manage invest in illiquid assets and many of the investments of our retirement services business are relatively illiquid and we may fail to realize profits from these assets for a considerable period of time, or lose some or all of the principal amount we invest in these assets if we are required to sell our invested assets at a loss at inopportune times or in response to changes in applicable rules and regulations.

Many of the funds we manage invest in securities or other financial instruments that are not publicly traded or are otherwise viewed as “illiquid.” In many cases, the funds we manage may be permitted by contract or by applicable securities laws to sell such securities only after a period of time and then only at such times when we do not possess material nonpublic information. The ability of many funds, particularly the private equity funds, to dispose of investments is heavily dependent on the capital markets and in particular the public equity markets. Many of the funds we manage invest in private credit opportunities and the ability to dispose of such instruments prior to maturity is heavily dependent upon the secondary trading market for such instruments. Such markets are still developing and could be subject to periods where the general partner of the fund deems the level of trading not to be appropriate. Furthermore, large holdings even of publicly traded securities can often be disposed of only over a substantial period of time, exposing the investment returns to risks of downward movement in market prices during the disposition period. Accordingly, the funds we manage may be forced, under certain conditions, to sell securities at a loss.

In addition, many investments by our retirement services business are in securities that are not publicly traded or that otherwise lack liquidity, such as its privately placed fixed maturity securities, below investment grade securities, investments in mortgage loans and other alternative investments. These relatively illiquid types of investments are recorded at fair value. If a material liquidity demand is triggered and we are unable to satisfy the demand with the sources of liquidity available to us, our retirement services business could be forced to sell certain of its assets and there can be no assurance that it would be able to sell them for the values at which such assets are recorded and it might be forced to sell them at significantly lower prices. In many cases, our retirement services business may also be prohibited by contract or applicable securities laws from selling such securities for a period of time. Thus, it may be impossible or costly to liquidate positions rapidly in order to meet unexpected withdrawal or recapture obligations. This potential mismatch between the liquidity of assets and liabilities could have a material and adverse effect on our business, financial condition, results of operations and cash flows.

Further, governmental and regulatory authorities periodically review legislative and regulatory initiatives, and may promulgate new or revised, or adopt changes in the interpretation and enforcement of existing, rules and regulations at any time that may impact our investments. Such changes in regulatory requirements could disrupt market liquidity, make it more difficult for us to source and invest in attractive private investments, and cause securities that are not publicly traded to lose value, any of which could have a material and adverse effect on our business, financial condition or results of operations.

We rely on the financing markets for the operation of our business.

We rely on the debt and equity financing markets for the operation of our business. To the extent that debt and equity markets render financing difficult to obtain, refinance or extend, or more expensive, this may have a material and adverse effect on our business, financial condition, results of operations, liquidity and cash flows. In addition, the ability of the funds we manage to exit investments on favorable terms or at all is heavily dependent on the condition of the applicable markets.

Many of the funds we manage utilize subscription lines of credit, net asset value-based fund finance facilities or similar financing arrangements, margin loans or other derivative financing arrangements to fund operations and investments, including their equity contributions in a portfolio company. Some of these are also intended as a source of longer-term borrowings for investments by the relevant funds. In other cases, some funds make investments through the use of such facilities or arrangements that are backed by the fund’s investment portfolio. The interest expense and other costs incurred in connection with such indebtedness may not be recovered by appreciation in the assets purchased or carried, and will be lost, and the timing and magnitude of such losses may be accelerated or exacerbated in the event of a decline in the market value of such assets. Gains realized with borrowed funds may cause the fund’s net asset value to increase at a faster rate than would be the case without borrowings. However, if investment results fail to cover the cost of borrowings, the fund’s net asset value could also decrease faster than if there had been no borrowings. The inability to obtain such financing on attractive terms or at all may impact the ability of the funds we manage to achieve targeted rates of return.

Additionally, certain investments by the funds we manage rely heavily on the use of leverage. The absence of available sources of debt financing for extended periods of time could materially and adversely affect the funds we manage. In the event that funds we manage are unable to obtain committed debt financing for potential investments, including acquisitions, or can only obtain debt at an increased interest rate or otherwise on unfavorable terms, such funds may be forced to find alternative sources of financing (including equity), may have difficulty completing otherwise profitable investments or may generate profits that

are lower than would otherwise be the case, any of which could lead to a decrease in the investment income earned by us. Any failure by lenders to provide previously committed financing can also expose us to potential claims by counterparties with which funds we manage have contracted to effectuate an investment transaction (*i.e.*, sellers of businesses that funds we manage may have contracted to purchase). In addition, to the extent that the current markets make it difficult or impossible for a portfolio company to refinance debt that is maturing in the near term, it may face substantial doubt as to its status as a going concern (which may result in an event of default under various agreements) or it may be unable to repay such debt at maturity and be forced to sell assets, undergo a recapitalization or seek bankruptcy protection. Furthermore, investments in highly leveraged entities are inherently more sensitive to declines in revenues, increases in expenses and interest rates and adverse economic, market and industry developments. As a result, the risk of loss associated with a leveraged entity is generally greater than for companies with comparatively less debt.

In addition, our retirement services business relies on access to lending and debt markets to provide capital and liquidity. Changes in debt financing markets may impact our retirement services business' access to capital and liquidity. Calculations of required insurance capital may move with market movements and result in greater capital needs during economic downturns. Our retirement services business may also need additional liquidity to pay insurance liabilities in excess of its assumptions due to market impacts on policyholder behavior.

Artificial intelligence could increase competitive, operational, legal and regulatory risks to our businesses in ways that we cannot predict.

Technological developments in artificial intelligence, including machine learning technology and generative artificial intelligence (collectively, "AI Technologies") and their current and potential future applications, including in the private investment, financial and insurance sectors, as well as the legal and regulatory frameworks within which they operate, are rapidly evolving. The full extent of current or future risks related thereto is not possible to predict. AI Technologies could significantly disrupt the markets in which we operate and subject us to increased competition, legal and regulatory risks and compliance costs, which could have a material and adverse effect on our business, financial condition, results of operations, liquidity and cash flows. We also face competitive risks if we fail to adopt AI Technologies in a timely fashion.

We intend to avail ourselves of the potential benefits, insights and efficiencies that are available through the use of AI Technologies, which presents a number of potential risks that cannot be fully mitigated. If the data we, or third parties whose services we rely on, use in connection with the possible development or deployment of AI Technologies is incomplete, incorrect, inadequate or biased in some way, it may result in flawed algorithms, reduce the effectiveness of AI Technologies and adversely impact us and our operations. There is also a risk that AI Technologies and data used therewith may be misused or misappropriated by our employees or third-party service providers or other third parties. Further, we may not be able to control how third-party AI Technologies that we choose to use are developed or maintained, or how data we input is used or disclosed, even where we have sought contractual protections with respect to these matters. The misuse or misappropriation of our data, including material non-public information, could have an adverse impact on our reputation, subject us to legal and regulatory investigations and/or actions and create competitive risk.

The use of AI Technologies also requires our compliance with legal or regulatory frameworks that are not fully developed or tested, and we may face litigation and regulatory actions related to our use of AI Technologies, including intellectual property infringement and misappropriation claims, that could have a material and adverse impact on our business, financial condition, results of operations, liquidity and cash flows.

Risks Relating to Our Asset Management Business

We may experience a decline in revenue from our asset management business.

In our asset management business, we derive revenues from:

- capital committed to the funds, invested by the funds, or the net asset value of the funds;
- management fees, which are based generally on the amount of capital committed or invested in, or the net asset value of, the funds we manage;
- in connection with services relating to investments by the funds we manage, fees earned or otherwise collected by one or more service providers affiliated with us;
- performance fees, based on the performance of the funds we manage; and
- investment income from our investments, including as general partner.

If a fund we manage performs poorly, we will receive little or no performance fees with regard to the fund and little income or possibly losses from any principal investment in the fund. Furthermore, if, as a result of poor performance of later investments in a fund's life, the fund does not achieve total investment returns that exceed a specified investment return threshold for the life of the fund, we could be obligated to repay the amount by which performance fees that were previously distributed to us exceeds amounts to which we are ultimately entitled. We have in the past, and may in the future, incur such clawback repayment obligations in respect of the funds we manage.

A variety of fees that we earn, such as origination, syndication, arranger, placement, sourcing, structuring and other similar fees, are driven in part by the pace at which the funds we manage commit to make or make investments. Any decline in the pace at which the funds we manage make investments would reduce our origination, syndication, arranger, structuring, sourcing and other similar fees and could make it more difficult for us to raise capital. Likewise, any increase in the pace at which the funds we manage exit investments would reduce origination, syndication, arranger, structuring, sourcing and other similar fees to the extent additional investment opportunities are not available to redeploy all or a portion of the proceeds. In addition, we will experience a decrease in the amount of fee revenue if we share with fund investors a larger portion, or all, of certain types of fees generated by funds' investments, such as management consulting fees and merger and acquisition transaction advisory fees, or if expenses arising from the operation of the funds we manage are borne by us alone, rather than the funds.

Additionally, certain of our subsidiaries perform underwriting, syndicating and securities placement services for the funds we manage and their portfolio companies, for investments made by our retirement services business and for third parties. Our ability to maintain or grow these services, and the related fees we earn therefrom, depends on a number of factors, some of which are outside our control, including conditions in the debt or equity markets.

In each instance, a decrease in the fees we receive from the funds we manage and other operating activities will lead to a decrease in our revenues and may have a materially adverse impact on our business and results of operations.

We depend on investors in the funds we manage for the continued success of our asset management business.

It could become increasingly difficult for the funds we manage to raise capital as funds compete for investments from a limited number of qualified investors. Without the participation of investors, the funds we manage will not be successful in consummating their capital-raising efforts, or they may consummate them at investment levels lower than those currently anticipated.

Certain institutional investors have publicly criticized compensation arrangements, including management consulting fees and merger and acquisition transaction advisory fees. Although we have no obligation to modify any fees or other terms with respect to the funds we manage, we experience pressure to do so. In addition, certain institutional investors, including sovereign wealth funds and public pension funds, continue to demonstrate an increased preference for alternatives to the traditional investment fund structure, such as managed accounts, specialized funds and co-investment vehicles. Even though we have entered into such strategic arrangements, there can be no assurance that such alternatives will be as profitable to us as traditional investment fund structures. While we have historically competed primarily on the performance of the funds we manage, and not on the level of our management fees or performance fees relative to those of our competitors, there is a risk that management fees and performance fees in the alternative investment management industry will decline, without regard to the historical performance of a manager. Management fee or performance fee reductions on existing or future funds, without corresponding decreases in our cost structure even if other revenue streams increase, would adversely affect our revenues and profitability.

The failure of the funds we manage to raise capital in sufficient amounts and on satisfactory terms could result in a decrease in AUM, performance fees and/or fee revenue or could result in us being unable to achieve an increase in AUM, performance fees and/or fee revenue, and could have a material adverse effect on our financial condition and results of operations. Similarly, any modification of our existing fee arrangements or the fee structures for new funds could adversely affect our results of operations.

We continue to depend on investors in the funds we manage even after the capital-raising phase of any fund. Investors in many of the funds we manage make capital commitments to those funds that we are entitled to call from those investors at any time during prescribed periods. If investors were to fail to satisfy a significant amount of capital calls for any particular fund or funds, the operation and performance of those funds could be materially and adversely affected. Additionally, the governing documents of substantially all of the funds we manage in which there are third party investors provide that a simple majority-in-interest of a fund's unaffiliated investors have the right to liquidate that fund for any or no reason, which would cause

management fees and performance fees to terminate. We do not know whether, and under what circumstances, the investors in the funds we manage are likely to exercise such right. Furthermore, the management agreements of the funds we manage would also terminate if we were to experience a change of control without obtaining fund investor consent. We cannot be certain that consents required for the assignment of our management agreements will be obtained if such a deemed change of control occurs.

The governing agreements of certain of the funds we manage allow the investors of those funds to, among other things, (i) terminate the investment period of the fund in the event that certain “key persons” fail to devote the requisite time to managing the fund, (ii) (depending on the fund) terminate the investment period, dissolve the fund or remove the general partner if we, as general partner or manager, or certain “key persons” engage in certain forms of misconduct, (iii) dissolve the fund or terminate the investment period upon the affirmative vote of a specified percentage of limited partner interests entitled to vote, or (iv) dissolve the fund or terminate the investment period upon a change of control. In addition to having a significant negative impact on our revenue, net income and cash flow, the occurrence of such an event with respect to any of the funds we manage would likely result in significant reputational damage to us.

Investors in some of the funds we manage may also at times redeem their investments on an annual, semiannual, quarterly or monthly basis following the expiration of a specified period of time when capital may not be redeemed (typically between one and five years). In a declining market, the pace of redemptions and consequent reduction in our AUM could accelerate. We also refer to a significant portion of our AUM as perpetual capital or permanent capital as such assets have an indefinite duration and may only be withdrawn under certain conditions or subject to certain limitations. The investment management, advisory or other service agreements with our perpetual capital vehicles may be terminated under certain circumstances and investors can redeem from certain perpetual capital vehicles subject to certain conditions and limitations. This perpetual capital component of our AUM should not be viewed as being permanent without exception given that the assets can be subject to material reductions and even termination. The decrease in revenues that would result from significant redemptions in these funds or material reductions in, or terminations with respect to, our perpetual capital could have a material adverse effect on our businesses, revenues, net income and cash flows.

We are also subject to certain guidelines regarding investment allocation and strategy and other investment restrictions or limitations imposed by the governing documents of the funds we manage as well as arrangements with investors in the funds, accounts and other vehicles we manage. Our failure to comply with such guidelines, restrictions or limitations could result in clients terminating their investment management agreements with us, and investors seeking to withdraw from funds and/or being unwilling to commit new capital, which could cause our earnings to decline.

Certain investors have placed increased importance on the impact of investments made by the funds to which they commit capital on environmental, social and governance-related issues and certain other investors may sell to minimize or restrict the application of such restraints on the investment-deployment process. Consequently, certain investors may decide not to commit capital in fundraises, or to withdraw previously committed capital from the funds we manage, based on their evolving priorities. Certain investors may also condition capital commitments in a way that may constrain our capital deployment opportunities, including by limiting investment opportunities in certain sectors, or taking certain actions, or refraining therefrom, that could adversely impact the value of an investment or that could improve the value of an investment. In addition, regulatory initiatives requiring asset managers and investors to classify certain funds and their investments against certain criteria are becoming not uncommon. Some categorization requirements may be subjective and, accordingly, open to interpretation. If regulators disagree with the categorization methodologies we use, or new regulations, legislation, or regulatory guidance require a methodology of measuring or disclosing sustainability-related information that is different from our current practice, it could have an adverse effect on fundraising efforts. Given the scrutiny on environmental, social and governance-related matters as well as the increasing number of regulatory obligations relating to our business, our investors, the funds we manage, and their investments, we risk being perceived as or accused of making inaccurate or misleading statements regarding the investment strategies of the funds we manage, as well as about our, the funds’, and their investments’ performance against sustainability-related measures and/or initiatives. Any such perception or accusation could adversely impact our ability to raise capital and attract new investors.

Conversely, so-called “anti-ESG” and “anti-DEI” sentiment has also gained momentum across the U.S., with several states and federal authorities having enacted or proposed “anti-ESG” policies, legislation or issued executive orders and legal opinions and engaged in related investigations and litigation. For example, boycott bills in certain states target financial institutions that are perceived as “boycotting” or “discriminating against” companies in certain industries (e.g., energy and mining) and prohibit government entities from doing business with such institutions and/or investing the government’s assets (including pension plan assets) through such institutions. Similar policies have been implemented or are being proposed at the federal level. In addition,

certain jurisdictions now require that relevant government entities or managers/administrators of government investments make investments based solely on pecuniary factors without consideration of environmental, social and governance factors. If investors subject to such legislation viewed our funds, policies or practices as being in contradiction of such “anti-ESG” or “anti-DEI” policies, legislation, executive orders or legal opinions, such investors may not invest in our funds, our ability to maintain the size of our funds could be impaired, and it could negatively affect the price of our common stock. A regulatory framework that opposes funds or vehicles that apply ESG principles to their investment criteria also makes it harder for those funds or vehicles to operate across jurisdictions. In addition, certain investments by funds or vehicles we manage may have been based in part on projections regarding the availability of government programs encouraging the development of alternative energy sources and products, and changes to such programs may affect the anticipated profitability of those investments.

Historical performance metrics are unreliable indicators of our current or future results of operations.

We have presented returns relating to the historical performance of the funds we manage and certain targets of our future performance, including by reference to the internal rate of return (“IRR”) of certain funds’ performance using a gross IRR and a net IRR calculation. The returns are relevant to us primarily insofar as they are indicative of performance fees we have earned in the past and may earn in the future, our reputation and our ability to raise new funds. The returns of the funds we manage are not, however, directly linked to returns on our shares of common stock. Moreover, the historical returns of the funds we manage should not be considered indicative of the future returns of such funds or any future funds we may raise. Performance metrics, such as IRR, going forward for any current or future fund may vary considerably from the historical performance generated by any particular fund, or for the funds we manage as a whole.

Valuations for the funds we manage entail significant complications and are not an indicator for actual realizations.

We value the illiquid investments held by the funds we manage based on our estimate of their fair value as of the date of determination based on third-party models, or models developed by us. In addition, because many of the illiquid investments held by the funds we manage are in industries or sectors that are unstable, in distress, or undergoing some uncertainty, such investments are subject to rapid changes in value caused by sudden company-specific or industry-wide developments. We also include the fair value of illiquid assets in the calculations of net asset values, returns of the funds we manage and our AUM. Furthermore, we recognize performance fees based in part on these estimated fair values. Because these valuations are inherently uncertain, they may fluctuate greatly from period to period. Also, they may vary greatly from the prices that would be obtained if the assets were to be liquidated on the date of the valuation and often do vary greatly from the prices the funds we manage eventually realize.

If a fund realizes value on an investment that is significantly lower than the value at which it was reflected in a fund’s net asset values, the fund would suffer losses. This could in turn lead to a decline in our management fees and a loss equal to the portion of the performance fees reported in prior periods that was not actually realized upon disposition, and could slow the pace and reduce the likelihood that we earn carried interest. These effects could become applicable to a large number of investments by the funds we manage if the funds’ current valuations differ from future valuations due to market developments or other factors that are beyond our control. If asset values turn out to be materially different than values reflected in fund net asset values, fund investors could lose confidence which could, in turn, result in redemptions from the funds we manage that permit redemptions or difficulties in raising additional capital.

Investments made by the funds we manage entail significant risks and uncertainties.

We invest in a number of industries, products, geographical locations and strategies that entail significant risks and uncertainties, which may, if realized, have a material adverse effect on our business and results of operations. For example:

- The funds we manage often invest in companies with weak financial conditions, poor operating results, substantial financial needs, negative net worth and/or special competitive or regulatory problems, including in business enterprises that are or may become involved in work-outs, liquidations, spin-offs, reorganizations, bankruptcies and similar transactions.
- Investments by many of the funds we manage include debt instruments, equity securities, and other financial instruments of companies that the funds we manage do not control. Those investments will be subject to the risk that the company in which the investment is made may make business, financial or management decisions with which we do not agree or that the majority stakeholders or the management of the company may take risks or otherwise act in a manner that does not serve the interests of the funds we manage.

- We generally establish the capital structure of portfolio companies and certain other fund investments, including real estate investments, on the basis of financial projections for such investments that are based primarily on management judgments.
- The funds we manage acquire and dispose of investments that are subject to contingent liabilities, which could be unknown to us at the time of the transaction or, if they are known to us, we may not accurately assess or protect against the risks that they present, and could in each case result in unforeseen losses for the funds we manage.
- A significant portion or all of a fund's capital may be invested in a single investment or portfolio company and a loss with respect to such an investment or portfolio company could have a significant adverse impact on such fund's capital.
- Certain of the funds we manage invest in infrastructure assets and real assets, which may expose us and the funds we manage to increased risks and liabilities that are inherent in the ownership, development and monetization of real assets.
- Political changes could affect the anticipated profitability or viability of investments by certain of the funds we manage.
- The funds we manage invest in assets denominated in currencies that differ from the currency in which the relevant fund is denominated.
- We have undertaken business initiatives to increase the number and type of investment products we could offer to investors.

In each of these cases, the investments are exposed to significant risks and uncertainties, including regulatory and legal risks and oversight, adverse publicity and investor perceptions, reputational harm, counterparty default risk, inaccuracy of financial projections, inability to obtain full information as to the exact financial and operating conditions of the investment, increased likelihood that the assumptions on which we have based the investment are delayed, change or are never materialized, the effect of disruptions or volatility in the financial markets, inflation, commodity price risk, and additional exposures associated with attempts to hedge and otherwise protect from the downside of the investments. In each instance, if such risks were to materialize, the objective of our investments may not be fully realized, which could have a material adverse effect on our business and results of operations.

The performance of the funds we manage, and our performance, may be adversely affected by the financial performance of portfolio companies of the funds we manage and the industries in which the funds we manage invest.

Our performance and the performance of many of the funds we manage are significantly affected by the value of the companies in which the funds we manage have invested. The funds we manage invest in companies in many different industries, each of which is subject to volatility based upon a variety of factors, including economic, political and market factors. For example:

- The performance of certain of the portfolio companies of the funds we manage in the leisure and hospitality industry has been negatively impacted by macroeconomic conditions, such as inflation, and geopolitical events, such as the conflict between Russia and Ukraine and the conflicts in the Middle East.
- The performance of the investments of the funds we manage in the commodities markets is substantially dependent upon prevailing prices of oil and natural gas.
- The investments of the funds we manage in companies in the financial services and finance sectors, including consumer, are subject to government regulations, disclosure requirements, limits on fees, increasing borrowing costs or limits on the terms or availability of credit to such portfolio companies, and other regulatory requirements each of which may impact the conduct of such portfolio companies.
- The real estate investments of the funds we manage are exposed to rising mortgage interest rates, increasing consumer debt and a low level of consumer confidence in the economy and/or the residential real estate market.
- Investments of the funds we manage in commercial mortgage loans and other commercial real-estate related loans are subject to risks of delinquency and foreclosure, risks of loss that are greater than similar risks associated with mortgage loans made on the security of residential properties, and success of tenant businesses, property management decisions, competition from comparable types of properties and declines in regional or local real estate values and rental or occupancy rates.
- Investments of the funds we manage in the power and energy industries involve various risks, including regulatory and market risks. The increased scrutiny of regulators and investors on the negative impacts of the power and energy industries may negatively impact the value of investments in these sectors and our ability to exit certain investments on favorable terms. Future regulatory or legislative efforts by government agencies could place additional limitations on carbon-intensive forms of power generation or the exploration, mining, extraction, distribution and/or refining of certain fossil fuels.

In addition, portfolio companies of the funds we manage across a wide range of industries experienced in the past significant challenges in their global supply chain, including shortages in supply, or disruptions or delays in shipments, of certain materials or components used in their products, and related price increases. While many of these portfolio companies were able to manage the challenges associated with these delays and shortages without significant disruption to their business, no assurance can be given that these efforts will be successful in the case of future supply chain constraints. Deterioration in the domestic or international economic environment may cause decreased demand for the products and services of the portfolio companies of the funds we manage and increased competition, which could result in lower sales volume and lower prices for their products, longer sales cycles, and slower adoption of new technologies.

The performance of the funds we manage, and our performance, may be adversely affected to the extent the portfolio companies of the funds we manage experience adverse performance or additional pressure due to downward trends in their respective industries.

The funds that we manage in our credit strategy are subject to numerous additional risks.

The funds we manage in our credit strategy are subject to numerous additional risks, including the risks set forth below.

- The funds we manage may concentrate investments in any one borrower or other issuer, product category, industry, region or country.
- The funds we manage sometimes hold positions (including outright positions in issuers and exposure to such issuers derived through any synthetic and/or derivative instrument) in multiple tranches of securities of an issuer (or other interests of an issuer) or multiple funds sometimes have interests in the same tranche of an issuer.
- Certain of these funds may engage in short-selling, which is subject to a theoretically unlimited risk of loss.
- These funds are exposed to the risk that a counterparty will not settle a transaction in accordance with its terms and conditions because of a dispute over the terms of the contract (whether or not bona fide) or because of a credit or liquidity problem, thus causing the fund to suffer a loss.
- The efficacy of the investment and trading strategies of certain funds may depend largely on the ability to establish and maintain an overall market position in a combination of different financial instruments, which can be difficult to execute.
- Certain of these funds originate, acquire or participate in (including through assignments and sub-participation) loans, including, but not limited to, secured and unsecured notes, senior and second lien loans, mezzanine loans, non-performing loans or other high-risk receivables and other similar investments in below investment grade or unrated debt, or preferred equity securities with debt-like or convertible features, which are or may become illiquid.
- These funds' investments are subject to risks relating to investments in commodities, swaps, futures, options and other derivatives, the prices of which are highly volatile and may be subject to a theoretically unlimited risk of loss in certain circumstances.

Risks Related to Our Retirement Services Business

A financial strength rating downgrade, potential downgrade or any other negative action by a rating agency could make our product offerings less attractive, inhibit our ability to acquire future business through acquisitions or reinsurance and increase our cost of capital, which could have a material adverse effect on our business.

Various Nationally Recognized Statistical Rating Organizations ("NRSROs") review the financial performance and condition of insurers and reinsurers, including our subsidiaries, and publish their financial strength ratings as indicators of an insurer's ability to meet policyholder obligations. These ratings are important to maintain public confidence in our insurance subsidiaries' products, our insurance subsidiaries' ability to market their products and our competitive position. Factors that could negatively influence this analysis include:

- changes to the business practices or organizational business plan of our retirement services business in a manner that no longer supports its ratings;
- unfavorable financial or market trends;
- changes in NRSROs' capital adequacy assessment methodologies in a manner that would adversely affect the financial strength ratings of our insurance subsidiaries;
- a need to increase reserves to support the outstanding insurance obligations of our retirement services business;
- our inability to retain our senior management and other key personnel;

- rapid or excessive growth, especially through large reinsurance transactions or acquisitions, beyond the bounds of capital sufficiency or management capabilities as judged by the NRSROs; and
- significant losses to the investment portfolio of our retirement services business.

Some other factors may also relate to circumstances outside of our control, such as views of the NRSRO and general economic conditions. Any downgrade or other negative action by a NRSRO with respect to the financial strength ratings of our insurance subsidiaries, or an entity we acquire, or credit ratings of our retirement services business, could materially adversely affect us and our retirement services business' ability to compete in many ways, including the following:

- reducing new sales of insurance products;
- harming relationships with or perceptions of distributors, IMOs, sales agents, banks and broker-dealers;
- increasing the number or amount of policy lapses or surrenders and withdrawals of funds, which may result in a mismatch of our overall asset and liability position;
- requiring our retirement services business to offer higher crediting rates or greater policyholder guarantees on its insurance products in order to remain competitive;
- increase borrowing costs of our retirement services business;
- reducing the level of profitability and capital position of our retirement services business generally or hindering its ability to raise new capital; or
- requiring our retirement services business to collateralize obligations under or result in early or unplanned termination of hedging agreements and harming the ability of our retirement services business to enter into new hedging agreements.

In order to improve or maintain their financial strength ratings, management may attempt to implement strategies which improve capital ratios or other measures and perceptions of our subsidiaries. We cannot guarantee any such measures will be successful. We cannot predict what actions NRSROs may take in the future, and failure to maintain current financial strength ratings could materially and adversely affect our business, financial condition, results of operations and cash flows.

If we are unable to attract and retain IMOs, banks and broker-dealers, sales of our retirement services products may be adversely affected.

In our retirement services business, we distribute annuity products through a variable cost distribution network, which includes numerous IMOs, banks and broker-dealers, collectively representing numerous independent agents. We must attract and retain such marketers, agents and financial institutions to sell our products. In particular, insurance companies compete vigorously for productive agents. We compete with other life insurance companies for marketers, agents and financial institutions primarily on the basis of our financial position, support services, compensation, credit ratings and product features. Such marketers, agents and financial institutions may promote products offered by other life insurance companies that may offer a larger variety of products than we do. Our competitiveness for such marketers, agents and financial institutions also depends upon the long-term relationships we develop with them. There can be no assurance that such relationships will continue in the future. In addition, our growth plans include increasing the distribution of annuity products through banks and broker-dealers. If we are unable to attract and retain sufficient marketers and agents to sell our products or if we are not successful in expanding our distribution channels within the bank and broker-dealer markets, our ability to compete and our sales volumes and results of operations could be adversely affected.

As a financial services company, we are exposed to liquidity risk, which is the risk that we are unable to meet near-term obligations as they come due.

Liquidity risk is a manifestation of events that are driven by other risk types (e.g., market, policyholder behavior, operational). A liquidity shortfall may arise in the event of insufficient funding sources or an immediate and significant need for cash or collateral. In addition, it is possible that expected liquidity sources, such as the AHL credit facility and AHL liquidity facility, may be unavailable or inadequate to satisfy the liquidity demands described below. Geopolitical and macroeconomic conditions contribute to volatility in the financial markets and may restrict the liquidity sources available to us and further may result in an increase of our liquidity demands. We primarily have liquidity exposure through our collateral market exposure, asset liability mismatch, dependence on the financial markets for funding and funding commitments. If a material liquidity demand is triggered and we are unable to satisfy the demand with the sources of liquidity readily available to us, it may have a material adverse impact on our business, financial condition, results of operations, liquidity and cash flows.

The amount of statutory capital that our insurance and reinsurance subsidiaries have, or that they are required to hold, can vary significantly from time to time and is sensitive to a number of factors outside of our control.

The U.S. insurance subsidiaries of our retirement services business are subject to state regulations that provide for minimum capital requirements (“MCR”) based on risk-based capital (“RBC”) formulas for life insurance companies relating to insurance, business, asset, interest rate and certain other risks. Similarly, the Bermuda reinsurance subsidiaries of our retirement services business are subject to MCR imposed by the Bermuda Monetary Authority (“BMA”) through the BMA’s Enhanced Capital Requirement (“ECR”) and minimum margin of solvency.

In any particular year, our subsidiaries’ capital ratios and/or statutory surplus amounts may increase or decrease depending on a variety of factors, some of which are outside of our control and some of which we can only partially control, including, but not limited to, the following: the amount of statutory income or loss generated by our insurance subsidiaries; the amount of additional capital our insurance subsidiaries must hold to support their business growth; changes in reserve requirements applicable to our insurance subsidiaries; changes in market value of certain securities in our investment portfolio; recognition of write-downs or other losses on investments held in the investment portfolio of our retirement services business; changes in the credit ratings of investments held in the investment portfolio of our retirement services business; changes in the value of certain derivative instruments; changes in interest rates; credit market volatility; changes in policyholder behavior; changes in corporate tax rates; changes to the RBC formulas and interpretations of the NAIC instructions with respect to RBC calculation methodologies; and changes to the ECR, Bermuda Solvency Capital Requirement (“BSCR”), or target capital level (“TCL”) formulas and interpretations of the BMA’s instructions with respect to ECR, BSCR, or TCL calculation methodologies.

Further to NAIC activities with respect to RBC calculation methodologies, the NAIC has recently adopted and is currently considering a variety of reforms to its RBC framework, which could increase the capital requirements for our U.S. insurance subsidiaries. For example, the NAIC recently adopted changes to certain statements of statutory accounting principles in connection with its principles-based bond project, which are currently scheduled to become effective on January 1, 2025, setting forth the factors to determine whether an investment in asset-backed securities qualifies for reporting on an insurer’s statutory financial statement as a bond on Schedule D-1 as opposed to Schedule BA (other long-term invested assets), the latter of which could result, among other things, in the capital charge treatment of an investment being less favorable. The NAIC also adopted an interim change to the life RBC formula for year-end 2023 and 2024 reporting to increase the RBC base factor for residual tranches of structured securities, and increased the base factor in 2024. In addition, the NAIC is reviewing changes related to filing exempt status for certain securities, including a proposal that sets forth procedures for the NAIC’s review of investments that are exempt from filing with the NAIC’s Securities Valuation Office, which could result in, among other things, the capital charge treatment of the investment being less favorable.

In March 2024, the BMA published revised rules and new guidance notes to enhance Bermuda’s regulatory regime for commercial insurers. The material enhancement to the framework includes updates to the technical provisions, the computation of the BSCR and the BSCR adjustment framework.

NRSROs may also implement changes to their internal models, which differ from the RBC and BSCR capital models, that have the effect of increasing or decreasing the amount of statutory capital our subsidiaries must hold in order to maintain their current ratings. To the extent that one of our insurance subsidiary’s solvency or capital ratios is deemed to be insufficient by one or more NRSROs to maintain their current ratings, we may take actions either to increase the capitalization of the insurer or to reduce the capitalization requirements. If we are unable to accomplish such actions, NRSROs may view this as a reason for a ratings downgrade. Regulatory developments, including the NAIC’s adoption of amendments to its Insurance Holding Company System Regulatory Act and Model Regulation requiring, subject to certain exceptions, that our retirement services business file a confidential annual group capital calculation and an annual liquidity stress test with the Iowa Insurance Division, the lead state insurance regulator of its U.S. insurance subsidiaries, may increase the amount of capital that our retirement services business is required to hold and could result in it being subject to increased regulatory requirements.

If a subsidiary’s solvency or capital ratios reach certain minimum levels, it could subject us to further examination or corrective action imposed by our insurance regulators. Corrective actions may include limiting our subsidiaries’ ability to write additional business, increased regulatory supervision, or seizure or liquidation of the subsidiary’s business, each of which could materially and adversely affect our business, financial condition, results of operations, cash flows and prospects.

Repurchase agreement programs subject us to potential liquidity and other risks.

Our retirement services business may engage in repurchase agreement transactions whereby it sells fixed income securities to third parties, primarily major brokerage firms or commercial banks, with a concurrent agreement to repurchase such securities at a determined future date. These repurchase agreements provide our retirement services business with liquidity and in certain instances also allow it to earn spread income. Under such agreements, our retirement services business may be required to deliver additional securities or cash as margin to the counterparty if the value of the securities sold decreases prior to the repurchase date. If our retirement services business is required to return significant amounts of cash collateral or post cash or securities as margin on short notice or have inadequate cash on hand as of the repurchase date, it may be forced to sell securities to meet such obligations and may have difficulty doing so in a timely manner or may be forced to sell securities in a volatile or illiquid market for less than it otherwise would have been able to realize under normal market conditions. Rehypothecation of subject securities by the counterparty may also create risk with respect to the counterparty's ability to perform its obligations to tender such securities on the repurchase date. Such facilities may not be available to our retirement services business on favorable terms or at all in the future.

Our retirement services business is subject to the credit risk of its counterparties, including ceding companies, reinsurers, plan sponsors, and derivative counterparties.

Athene and its insurance subsidiaries encounter various types of counterparty credit risk. Athene's insurance subsidiaries cede certain risk to third-party insurance companies that may cover large volumes of business and expose them to a concentration of credit risk with respect to such counterparties. Such subsidiaries may not have a security interest in the underlying assets and despite certain indemnification rights, they retain liability to their policyholders if a counterparty fails to perform. Certain of Athene's insurance subsidiaries also reinsure liabilities from other insurance companies and these subsidiaries may be negatively impacted by changes in the ceding companies' ratings, creditworthiness, and market perception, or any policy administration issues. Athene further assumes pension obligations from plan sponsors that expose it to the credit risk of the plan sponsor. In addition, our retirement services business is exposed to credit loss in the event of nonperformance by its derivative agreement counterparties. If any of these counterparties is not able to satisfy its obligations to us or third parties, including policyholders, we may not achieve our targeted returns and our financial position, results of operations, liquidity and cash flow may be materially adversely affected.

The investment portfolio of our retirement services business may be subject to concentration risk, particularly with respect to single issuers, including Athora, among others; industries, including financial services; and asset classes, including real estate.

Our retirement services business faces single issuer concentration risk both in the context of strategic alternative investments, in which it occasionally holds significant equity positions, and large asset trades, in which it generally holds significant debt positions. The most significant concentration risk exposures of our retirement services business arising in the context of strategic alternative investments, on a risk-adjusted basis, is its investment in Athora, an insurance holding company focused on the European life insurance market. Given our retirement services business' significant exposure to these issuers, it is subject to the risks inherent in their business. For example, as a life insurer, Athora is subject to credit risk with respect to its investment portfolio and mortality risk with respect to its product liabilities, each of which may be exacerbated by unforeseen events. Further, Athora has significant European operations, which expose it to volatile economic conditions and risks relating to European member countries and withdrawals thereof. In addition, Athora is subject to multiple legal and regulatory regimes that may hinder or prevent it from achieving its business objectives. To the extent that our retirement services business suffers a significant loss on its investment in these issuers, including Athora, our financial condition, results of operations and cash flows could be adversely affected.

In addition, from time to time, in order to facilitate certain large asset trades and in exchange for commitment fees, our retirement services business may commit to purchasing a larger portion of an investment than it ultimately expects to retain, and in such instances our retirement services business is reliant upon the ability of our asset management business to syndicate the transaction to other investors. If our asset management business is unsuccessful in its syndication efforts, our retirement services business may be exposed to greater concentration risk than what it would deem desirable from a risk appetite perspective and the commitment fee that it receives may not adequately compensate it for this risk.

Our retirement services business also has significant investments in nonbank lenders focused on providing financing to individuals or entities. As a result, through these investments, we have significant exposure to credit risk. In addition to the concentration risk arising from our retirement services business' investments in single issuers within the nonbank lending sector

of the financial services industry, we have significant exposure to the financial services industry more broadly as a result of the composition of investments in our retirement services business' investment portfolio. Economic volatility or any further macroeconomic, regulatory or other changes having an adverse impact on the financial services industry more broadly, could have a material and adverse effect on our business, financial condition, results of operations and cash flows.

A significant portion of the net invested assets of our retirement services business is invested in real estate-related assets. Any significant decline in the value of real estate generally or the occurrence of any of the risks described elsewhere in this report with respect to the real estate-related investments of our retirement services business could materially and adversely affect our financial condition and results of operations. Specifically, through the investments of our retirement services business in CML and CMBS, we have exposure to certain categories of commercial property, including office buildings and retail, that have been adversely affected by the continuing work from home trend. In addition, the CML our retirement services business holds, and the CML underlying the CMBS that our retirement services business holds, face both default and delinquency risk.

Our retirement services business is subject to significant operating and financial restrictions imposed by its credit agreements and certain letters of credit and it is also subject to certain operating restrictions imposed by the indentures to which it is a party.

On June 30, 2023, AHL, ALRe, AUSA and AARe, as borrowers, entered into a five-year revolving credit agreement with a syndicate of banks and Citibank, N.A., as administrative agent (the "AHL credit facility"). Also on June 28, 2024, AHL and ALRe entered into a new revolving credit agreement with a syndicate of banks and Wells Fargo Bank, National Association, as administrative agent (the "AHL liquidity facility"), which replaced the previous revolving credit agreement dated as of June 30, 2023. The AHL credit facility, the AHL liquidity facility and certain AHL letters of credit also entered into contain various covenants, which restrict the operations of our retirement services business. As a result of these restrictions, our retirement services business may be limited in how it conducts its operations and may be unable to raise additional debt financing to compete effectively or to take advantage of new business opportunities.

In addition to the covenants to which our retirement services business is subject pursuant to the AHL credit facility, AHL liquidity facility and certain letters of credit, AHL is also subject to certain limited covenants pursuant to the indentures, dated January 12, 2018 and March 7, 2024, by and between AHL and U.S. Bank National Association, as trustee, as supplemented by the applicable supplemental indentures, by and among us and U.S. Bank National Association, as trustee, (the "AHL Indentures"). The AHL Indentures contain restrictive covenants which limit, subject to certain exceptions, AHL's and, in certain instances, some or all of its subsidiaries' ability to make fundamental changes, create liens on any capital stock of certain of AHL's subsidiaries, and sell or dispose of the stock of certain of AHL's subsidiaries.

The terms of any future indebtedness of our retirement services business may contain additional restrictive covenants.

Conflicts of Interest

Our failure to deal appropriately with conflicts of interest could damage our reputation and adversely affect our businesses.

We increasingly confront potential and actual conflicts of interest relating to our business, our investment activities and the investment activities of the funds we manage. As an asset manager, conflicts of interest can arise in connection with investment decisions, including regarding the identification, making, management, valuation, disposition, and timing of a fund's investments. These conflicts of interest include conflicts that arise among the funds we manage as well as between us and the funds we manage and other client accounts, including investment allocation decisions. Certain inherent conflicts of interest arise from the fact that (i) we provide investment management services to more than one fund or client, (ii) the funds we manage often have one or more overlapping investment strategies, and (iii) we could choose to allocate an investment to more than one fund or to ourselves. Also, the investment strategies employed by us for current and future clients, or on our own behalf, could conflict with each other, and may adversely affect the prices and availability of other securities or instruments held by, or potentially considered for, one or more clients. If participation in specific investment opportunities is appropriate for more than one of the funds or other advisory clients we manage, participation in such opportunities will be allocated pursuant to our allocation policies and procedures, which take into account the terms of the relevant partnership or investment management agreement as well as the decisions of our allocations committees.

In addition to the potential for conflict among the funds and accounts we manage, we face the potential for conflict between us and the funds and accounts we manage. These conflicts may include: (i) the allocation of investment opportunities between Apollo and the funds and accounts Apollo manages; (ii) the allocation of investment opportunities among funds and accounts

with different performance fee structures, or where our personnel have invested more heavily in one fund than another; (iii) the determination of what constitutes fund-related expenses and the allocation of such expenses between us and our managed funds and accounts; (iv) the ability of our personnel to, in certain circumstances, make investments in the funds we manage or funds managed by third parties on more favorable terms; and (v) the execution of securities trades by Apollo's affiliated broker-dealer on behalf of the funds and accounts we manage.

Further, from time to time, issues arise that present actual conflicts of interest, including between us and the funds we manage, among the funds we manage, or between our employees and the funds we manage. Examples of such conflicts include, without limitation, side-by-side managed funds with overlapping investment mandates; affiliated transactions (including principal transactions, cross trades, and agency cross trades) between (a) the funds we manage and/or between the funds we manage and Apollo and/or their portfolio investments, and/or (b) our managed accounts and funds and an affiliated broker-dealer; multi-tranche investments where the funds we manage are invested in one or more tranches of a portfolio investment while others are invested on a non-pari passu basis in the same or different tranches of such investment; and the use of affiliated service providers, including the execution of securities trades by Apollo's affiliated broker-dealer on behalf of the funds and accounts we manage and/or the engagement of an affiliated fund servicer. Funds we manage hold interests in businesses, including operating companies and/or portfolio investments, that originate assets on a recurring basis, which we refer to as origination platforms. Through their origination business, the origination platforms create investment opportunities for us, our affiliates, as well as for the funds we manage in addition to third parties. Where such investment opportunities are allocated to the funds we manage, they can give rise to management fees, incentive compensation payable or allocable to us, and additional transaction-based compensation payable to our affiliated service providers, including the capital solutions fees discussed herein, which gives rise to conflicts of interest among us and the funds we manage.

The governing documents of the funds we manage typically do not mandate specific allocations with respect to co-investments. The investment advisers of the funds and accounts we manage have an incentive to provide potential co-investment opportunities to certain investors in lieu of others and/or in lieu of an allocation to the funds we manage (including, for example, as part of an investor's overall strategic relationship with us) if such allocations are expected to generate relatively greater fees or performance allocations to us than would arise if such co-investment opportunities were allocated otherwise.

The funds we manage invest in portfolio companies whose operations may be substantially similar to and/or competitive with the portfolio companies in which our other funds have invested. The performance and operation of such competing businesses could conflict with and adversely affect the performance and operation of the portfolio companies of the funds we manage, and may adversely affect the prices and availability of business opportunities or transactions available to such portfolio companies. In addition, we may take different actions across funds with similar investment programs, objectives or strategies. For example, one of the private equity funds we manage could have an interest in pursuing an acquisition, divestiture or other transaction, even though the proposed transaction would subject one or more of the investments of the credit funds we manage to additional or increased risks. We may also advise clients with investment objectives or strategies that conflict with those of certain of the funds we manage. We, the funds we manage or the portfolio companies of the funds we manage may also have ongoing relationships with issuers whose securities have been acquired by, or are being considered for investment by us. In addition, a dispute may arise between the portfolio companies of the funds we manage, and the investors in the funds we manage may be dissatisfied with our handling of such dispute.

Apollo has established certain one-way and/or two-way information barriers in respect of discrete investment strategies (based on established policies and procedures in respect of information barriers). However, because we generally operate without the permanent information barriers in our asset management business that some other investment management firms implement to separate business units and/or to separate persons who make investment decisions from others who might possess material non-public information that could influence such decisions, our executive officers, investment professionals or other employees may acquire confidential or material non-public information and, as a result, they, we, the funds we manage and other clients may be restricted from initiating transactions in certain securities. In the event that any of our employees obtains such material non-public information, we may be restricted in acquiring or disposing of investments on behalf of the funds we manage, which could impact the returns generated for such funds. Notwithstanding the maintenance of restricted securities lists and other internal controls, it is possible that the internal controls relating to the management of material non-public information could fail and result in us, or one of our investment professionals, buying or selling a security while, at least constructively, in possession of material non-public information. Inadvertent trading on material non-public information could have adverse effects on our reputation, result in the imposition of regulatory, financial or judicial sanctions and, as a consequence, negatively impact our ability to provide our investment management services to our clients and the funds we manage.

The functions of certain of our affiliates also give rise to a number of conflicts of interest. For example, certain of our affiliates are broker-dealers registered with the SEC and members of the Financial Industry Regulatory Authority, Inc. (“FINRA”), the U.K. Financial Conduct Authority and the European Securities and Market Authority that principally conduct private placements and provide services in respect of the underwriting and syndication of securities, transaction advisory services, capital markets advisory and structuring services, placement services, sourcing services and merger and acquisition advisory services, as well as certain authorized market making services. Additionally, certain of our affiliates and/or portfolio companies of the funds we manage provide a variety of services with respect to financial instruments, including loans, that are not subject to broker-dealer regulations, such as originating, administering, arranging, sourcing, structuring, placing and syndicating loans, debt advisory and other similar services to the funds we manage and their portfolio companies, as well as third parties. While we believe these kinds of transactions are beneficial to our clients and the funds we manage, the functions that our affiliates may perform give rise to a number of conflicts of interest, including, for example, with respect to the allocation of investment opportunities and the imposition of additional fees that are borne, directly or indirectly, by the funds we manage. Additionally, in secondary market trades involving securities, certain conflicts of interest and risks may be posed by our affiliated broker-dealer’s ability to execute trades on a principal, riskless principal, or agency basis and could elect to hold inventory of securities as part of its secondary market activities in anticipation of demand for such securities. Such activity may pose conflicts of interest relating to the allocation of investments and the allocation of fees and expenses to the funds and accounts we manage, as well as increased risks relating to the valuation of assets and asset liquidity.

In connection with the services rendered by our affiliates to the funds we manage and their portfolio companies, such affiliates and/or the portfolio companies receive fees from the funds we manage, portfolio companies of the funds we manage and third-party borrowers. Furthermore, a borrower or an issuer may view all fees, expense reimbursements and interest related to financing (or similar instrument) as one charge it is incurring as part of our financing package to them and therefore doesn’t distinguish between (x) the fees paid to our affiliates and (y) returns earned by the funds we manage whether in the form of interest, investment returns or other fees. As a result of a borrower or issuer taking this view, there could be less negotiation over fees paid to our affiliates, potentially resulting in reduced returns for the funds we manage and an incentive to pursue investment opportunities with greater fee opportunities for our affiliates even at the expense of the investment returns sought by our clients and the funds we manage. Consequently, our relationship with these entities may give rise to conflicts of interest between (i) us and portfolio companies of the funds we manage and/or (ii) us and the funds we manage. Additionally, certain personnel affiliated with our broker-dealers are associated with other affiliated organizations. We employ commercially reasonable efforts to use separate teams for investment opportunities (one for our affiliated investment manager and the other for our affiliated service provider) and identify the distinct services provided by each team. However, we may not be able to maintain a distinct set of services provided by the two teams for some investment opportunities, and such dual affiliation gives rise to conflicts of interest, including for example with respect to allocation of time, resources, and investment opportunities.

Certain of our executive officers and senior investment professionals have established family offices to provide investment advisory, accounting, administrative and other services to their respective family accounts (including certain charitable accounts) in connection with their personal investment activities unrelated to their investments in Apollo entities. The investment activities of the family offices, and the involvement of the executive officer or senior investment professional in these activities may give rise to potential conflicts between the personal financial interests of the executive officer or senior investment professional and the interests of us, any of our subsidiaries, the funds we manage, our clients or any stockholder other than such executive officer or senior investment professional.

From time to time, we finance, securitize or employ structured finance arrangements in respect of certain of our balance sheet assets. We could also employ structured financing arrangements with respect to co-investment interests and investments in other funds made by our entities (including, potentially, co-investments with the funds we manage). These structured financing arrangements could alter our returns and risk exposure with respect to the applicable balance sheet assets as compared to our returns and risk exposure if we held such assets outside of such structured financing arrangements, and could create incentives for us to take actions in respect of such assets that we otherwise would not in the absence of such arrangements or otherwise alter our alignment with investors in such investments. These arrangements could also result in us realizing liquidity with respect to our equity investment in a fund or other entity at a different point in time (including earlier) than the limited partners of such fund or entity.

In addition to such finance arrangements, we also opportunistically invest or otherwise deploy the assets on our balance sheet. Such investments may create a platform of businesses directly owned by us, outside of the funds we manage and their portfolio companies or directly owned by the funds we manage. We may be subject to increased conflicts of interest between operating such platform businesses and the funds we manage and their portfolio companies. In addition, certain entities in which Apollo

has made a balance sheet investment also may provide services to Apollo, the funds we manage or their portfolio companies, which may give rise to conflicts of interest.

In addition, the funds we manage may, subject to applicable requirements in their governing documents, which may include obtaining advisory board consent, determine to sell a particular portfolio investment into a separate vehicle, which may be managed by us, with different terms (*i.e.*, longer duration) than the fund that originally acquired the portfolio investment, and provide fund investors with the option to monetize their investment with the fund at the time of such sale, or to roll all or a portion of their interest in the portfolio investment into a new vehicle. Under such circumstances, we may invest in or alongside the new vehicle, or hold the entirety of the portfolio investment sold by the fund through or alongside the new vehicle (*i.e.*, in the event that all limited partners elect to monetize their investment at the time of sale to the new vehicle). As a consequence, conflicts of interest may arise across the funds we manage, limited partners, and us.

Most of the funds we manage obtain subscription line facilities and other financing arrangements to facilitate investments and operations, including the payment of fees and expenses. If a fund obtains a subscription line facility, the fund's working capital needs will in most instances be satisfied through borrowings by the fund under the subscription line facility, and, less so, by drawdowns of capital contributions by the fund. As a result, capital calls are expected to be conducted in larger amounts on a less frequent basis in order to, among other things, repay borrowings and related interest expenses due under such subscription line facilities.

Where an investment fund uses borrowings under a subscription line facility or other financing arrangement in advance or in lieu of receiving capital contributions from investors to repay any such borrowings and related interest expenses, the use of such facility or arrangement will result in a different (and perhaps higher) reported internal rate of return than if the facility had not been utilized and instead capital contributions from investors had been contributed at the inception of an investment. Because the preferred return of investment funds typically does not accrue on such borrowings, but rather only accrues on capital contributions when made, the use of such subscription line facilities may reduce or eliminate the preferred return received by the investors and accelerate or increase distributions of performance-based allocation to the relevant general partner. This will provide the general partner with an economic incentive to fund investments through such facilities in lieu of capital contributions. However, since interest expense and other costs of borrowings under subscription lines of credit are an expense of the investment fund, the investment fund's incurred expenses will be increased, which may reduce the amount of performance fees generated by the fund.

Appropriately dealing with conflicts of interest is complex and difficult and our reputation could be damaged if we fail, or appear to fail, to deal appropriately with one or more potential or actual conflicts of interest. Regulatory scrutiny of, or litigation in connection with, conflicts of interest could have a material adverse effect on our reputation which would materially adversely affect our business and results of operations.

Risks Related to Regulation and Litigation

Extensive regulation of our businesses affects our activities and creates the potential for significant liabilities and penalties. The possibility of increased regulatory focus could result in additional burdens on our businesses.

We are subject to extensive regulation, including periodic examinations, inquiries and investigations and requirements to obtain and maintain licenses and/or other approvals, by government agencies and self-regulatory organizations in the jurisdictions in which we operate around the world. Many of the various laws and regulations to which we are subject are discussed in "Item 1. Business—Regulatory and Compliance Matters." As detailed in that section, certain of our businesses, subsidiaries and/or affiliates are, among others, regulated under the Investment Advisers Act; the Investment Company Act; the Dodd-Frank Wall Street Reform and Consumer Protection Act; the EU Alternative Investment Fund Managers Directive; the EU Markets in Financial Instruments Directive; the U.K. Financial Services and Markets Act 2000; the EU General Data Protection Regulation (as implemented in countries in the European Economic Area) and the U.K. General Data Protection Regulation; the U.K. Data Protection Act 2018 and potentially various new and emerging EU and U.K. cybersecurity laws; the Cayman Islands Data Protection Act; the Gramm-Leach-Bliley Act; the California Consumer Privacy Act of 2018 and a variety of other U.S. state privacy and cybersecurity laws; the Regulation on OTC Derivatives, Central Counterparties and Trade Repositories; as well as by the Financial Stability Oversight Council and similar non-U.S. regulators; the Federal Reserve; the SEC; FINRA; the U.S. Department of Labor; the Internal Revenue Service ("IRS"); the Office of the Comptroller of the Currency; the Federal Communications Commission; insurance regulators in U.S. states, the EU, Bermuda, U.K., Ireland, Italy, Switzerland, Germany, Belgium, the Netherlands, Australia, Singapore, Canada, Cayman Islands and Malaysia; banking regulators in Germany, Slovenia and Spain; as well as rules and regulations regarding CLO risk retention, real estate investment trusts,

broker-dealers, “over the counter” derivatives markets, commodity pool operators, commodity trading advisors, gaming companies, and natural resources companies. We distribute many of our products through financial intermediaries, including third-party broker-dealers, and as such, increasing broker-dealer regulation (particularly concerning marketing and sales practices) could make it more difficult and expensive for us to distribute such products. We are also subject to laws and regulations governing payments and contributions to public officials or other parties, including restrictions imposed by the U.S. Foreign Corrupt Practices Act, as well as economic sanctions and export control laws administered by the U.S. Treasury Department’s Office of Foreign Assets Control, the U.S. Department of Commerce and the U.S. Department of State.

We are or may be subject to new initiatives and additional rules and regulations relating to sustainable finance and/or environmental, social and governance matters, including but not limited to: in the EU, the EU Regulation on the Establishment of a Framework to Facilitate Sustainable Investment as well as the EU Sustainable Finance Disclosure Regulation and supporting regulatory technical standards; in the U.K., the U.K. FCA’s disclosure rules for asset managers aligned with the recommendations of the Taskforce on Climate-Related Financial Disclosures as well as the Sustainability Disclosure Requirements and investment labelling regime and the proposed U.K. Green Taxonomy; and, in the U.S., new and proposed legislation in certain states that would require the disclosure of greenhouse gas emissions data, carbon offset information, and/or climate-related financial risk disclosures, as well as legislation that would impose new or expanded divestment mandates on fiduciaries of state funds. Compliance with such laws and regulations requires increasing amounts of resources and the attention of our management team. Any violation, even if alleged, of such laws and regulations or any failure to obtain or maintain licenses and/or other regulatory approvals as required for our operations may have a material adverse effect on our businesses, financial condition, results of operations, liquidity, cash flows and prospects. Numerous jurisdictions in which we operate have also seen, and may see additional, legislation or regulation opposing investment opportunities that are guided by environmental, social and governance considerations, making it harder for vehicles that apply such criteria to operate across jurisdictions. In addition, as we have seen in recent years, different laws and regulations on the same topic may not always have the same requirements, and even when requirements overlap, the rules are not always consistently implemented, interpreted, and enforced from jurisdiction to jurisdiction.

Many of these laws and regulations empower regulators, including U.S. and foreign government agencies and self-regulatory organizations, as well as state securities commissions and insurance departments in the U.S., to conduct investigations and administrative proceedings that can result in penalties, fines, suspensions or revocations of licenses and/or other regulatory approvals, suspensions of personnel or other sanctions, including censure, the issuance of cease-and-desist orders, enforcement actions and settlements, or the suspension or expulsion of an investment adviser from registration or memberships. Even if an investigation or proceeding does not result in a sanction or the sanction imposed against us or our personnel by a regulator is small in monetary amount, the adverse publicity relating to the investigation, proceeding or imposition of these sanctions could harm our reputation and cause us to lose existing investors or fail to gain new investors. These requirements imposed by our regulators are designed primarily to ensure the integrity of the financial markets and to protect investors in the funds and other vehicles we manage and policyholders of our retirement services and other businesses and may not necessarily be designed to protect our stockholders. Other regulations, such as those promulgated by the Committee on Foreign Investment in the United States and similar foreign direct investment regimes in other jurisdictions, may impair our ability to invest the funds and other vehicles we manage and/or for such funds or vehicles to realize full value from our investments in certain industries and countries.

Our businesses may be adversely affected as a result of new or revised legislation or regulations imposed by U.S. or foreign government agencies or self-regulatory organizations. We also may be adversely affected by changes in the interpretation or enforcement of existing laws and rules by these government agencies and self-regulatory organizations. For instance, the SEC and other regulators have been increasing regulation of private funds and advisers to private funds, and this type of regulation may make it more difficult for us to manage and distribute both our private fund products and our products that are purchased by third-party private fund managers. Changes regarding immigration and work permit policies and practices could affect local or global labor markets and supply chains.

In addition to the foregoing risks, the financial services and insurance industry is the focus of increased regulatory scrutiny as various U.S. state and federal government agencies and self-regulatory organizations conduct inquiries and investigations into the products and practices of the companies within this industry. Government authorities and insurance standard setters in the U.S. and worldwide (including the NAIC and the IAIS) have become increasingly interested in potential risks posed by the insurance industry as a whole, and to commercial and financial activities and systems in general, as indicated by the development of the global insurance capital standard by the IAIS to be applicable to IAIGs and the Global Monitoring Exercise, as well as NAIC’s adoption of the group capital calculation and liquidity stress test, each of which the Iowa Insurance Division (“IID”) has adopted and is applicable to us. On February 6, 2024, the IID identified AGM as meeting the criteria as an IAIG

and further identified Athene as the head of the IAIG. As a result of these identifications, we expect Athene to be subject to the relevant capital standard that the U.S. will apply to IAIGs once adopted. At this time, we do not expect a significant impact on Athene's capital position or capital structure; however, we cannot fully predict with certainty the impact (if any) on Athene's capital position or capital structure and any other burdens being named an IAIG may impose on Athene or its insurance affiliates.

Guaranty associations may also subject member insurers, including Athene, to assessments that require the insurers to pay funds to cover contractual obligations under insurance policies issued by insurance companies that become impaired or insolvent. These associations levy assessments, up to prescribed limits, on each member insurer doing business in a particular state on the basis of their proportionate share of the premiums written by all member insurers in the lines of business in which the impaired or insolvent insurer previously engaged. Most states limit assessments in any year to 2% of the insurer's average annual premium for the three years preceding the calendar year in which the impaired insurer became impaired or insolvent. Although Athene has not historically paid material amounts in connection with these assessments, we cannot accurately predict the magnitude of such amounts in the future, or accurately predict which past or future insolvencies of other insurers could lead to such assessments. If material, any such future assessments may have an adverse effect on our financial condition, results of operations, liquidity or cash flows, and any liability we have previously established for these potential assessments may not be adequate.

We have been and may be the target or the subject of third-party litigation from time to time that could result in significant liabilities and/or reputational harm, which could have a material adverse effect on our results of operations, financial condition and liquidity.

The activities of our businesses, including the investment activities of the funds and other vehicles we manage and activities of our employees in connection with the funds or vehicles, their portfolio companies, our insurance subsidiaries, as well as publicly listed vehicles we manage or sponsor may subject us and certain of our employees to the risk of litigation, including class actions, by third parties, including investors dissatisfied with the performance or management of such funds or vehicles, holders of our or the funds' or other vehicles' portfolio companies' debt or equity, policyholders of our retirement services business, public stockholders and a variety of other potential litigants. In general, we will be exposed to risk of litigation by our investors if our management of any fund or vehicle is alleged to constitute bad faith, gross negligence, willful misconduct, fraud, willful or reckless disregard for our duties to the fund, breach of fiduciary duties or securities laws, or other forms of misconduct. If such allegations are made against our Board or management, Section 220 of the Delaware General Corporation Law (the "DGCL") allows stockholders to access corporate books and records to investigate wrongdoing. Investors could sue us to recover amounts lost by the funds or vehicles we manage due to our alleged misconduct, up to the entire amount of loss. Further, we may be subject to litigation arising from investor dissatisfaction with the performance of the funds or other vehicles we manage or from third-party allegations that we (i) improperly exercised control or influence over companies in which the funds or vehicles we manage have large investments or (ii) are liable for actions or inactions taken by portfolio companies that such third parties argue we control. We are also exposed to risks of litigation or investigation relating to transactions that presented conflicts of interest that were not properly addressed. Our rights to indemnification by the funds or vehicles we manage may not be upheld if challenged, and our indemnification rights generally do not cover bad faith, gross negligence, willful misconduct, fraud, willful or reckless disregard for our duties to the fund or vehicle or other forms of misconduct. With many highly paid investment professionals and complex compensation and incentive arrangements, we face the risk of lawsuits relating to claims for compensation, which may individually or in the aggregate be significant in amount. We are also increasingly faced with the risk of litigation or investigation in relation to environmental, social and/or governance-related issues given the increasing scrutiny of such issues by investors, other stakeholders, regulators, and other third parties as well as due to the increasing disclosure obligations on our businesses, the funds and other vehicles we manage, and their portfolio companies. Such risks may relate to accusations concerning but not limited to: (i) the activities of portfolio companies, including environmental damage and violations of labor and human rights; (ii) misrepresentations of the investment strategies of the funds and other vehicles we manage as well as about our, the funds' or other vehicles', and their investments' performance against environmental, social and/or governance-related measures and/or initiatives; or (iii) breaches of fiduciary duty in relation to the funds and other vehicles we manage and other violations of law related to the management of environmental, social and/or governance-related risks.

If any civil or criminal litigation brought against us were to result in a finding of substantial legal liability or culpability, the litigation could, in addition to any financial damage, cause significant reputational harm to us, which could seriously harm our business. In addition, we may not be able to obtain or maintain sufficient insurance on commercially reasonable terms or with adequate coverage levels against potential liabilities we may face in connection with potential claims, which could have a material adverse effect on our business.

In addition, our business has been, and may continue to be, the subject of litigation between third parties that could negatively impact us. For example, beginning in March 2024, a number of putative class actions were filed in federal courts in the U.S. against certain customers of Athene, in their respective capacities as plan sponsors, alleging violations of the Employee Retirement Income Security Act of 1974 (“ERISA”) in connection with their transfer of pension obligations under defined benefit plans governed under ERISA and their purchase of pension group annuity contracts from Athene. The lawsuits seek, *inter alia*, that defendants guarantee the annuities purchased from Athene and disgorge any profits earned from the transactions. Although Athene is not a named defendant, the lawsuits make several negative allegations about Athene and its business, which we believe to be untrue. Recently, similar claims have been filed against customers of other insurance companies that have transferred their pension obligations to such other insurance companies. Negative public perceptions of Athene and its business have adversely affected, and may continue to adversely affect, its ability to attract and retain customers in its pension group annuity business, which could have a material adverse effect on our business, results of operations, financial condition and cash flows. To the extent these lawsuits continue to spread to customers of other insurance companies, future activity in the overall pension risk transfer industry may be reduced. In addition, these lawsuits could lead to increased regulatory and governmental scrutiny of Athene’s business and the industry overall, and/or result in Athene becoming involved in these lawsuits or even being named as a defendant in future lawsuits related to its pension group annuity business, which could result in additional expenses, adverse regulations and oversight, and/or additional reputational harm. These lawsuits could also spur similar copycat lawsuits, which could further impact Athene’s pension group annuity business. To the extent that the inflows in Athene’s pension group annuity business continue to be negatively impacted by these lawsuits, and in the event of any related regulatory and governmental scrutiny, Athene may seek to increase its inflows in its other distribution channels, including by issuing additional funding agreements within its institutional channel. However, there are no assurances that Athene would be successful in replacing any future pension group annuity inflows with inflows from other distribution channels or that such other inflows would result in comparable spreads.

Risks Related to Taxation

The tax treatment of our structure is complex and may be subject to change as a result of new laws or regulations or differing interpretations of existing laws and regulations, under audit or otherwise, potentially on a retroactive basis.

The tax treatment of our structure and transactions undertaken by us depends in some instances on determinations of fact and interpretations of complex provisions of U.S. federal, state, local and non-U.S. income and other tax laws for which no clear precedent or authority may be available. In addition, U.S. federal, state, local and non-U.S. income and other tax rules are constantly under review by persons involved in the legislative process, the IRS, the U.S. Department of the Treasury, and U.S. state and local and non-U.S. legislative, taxation and regulatory bodies, which frequently results in revised interpretations of established concepts, statutory changes, revisions to regulations and other modifications and interpretations. It is possible that future legislation increases the U.S. federal income and non-U.S. tax rates applicable to corporations, limits further the deductibility of interest, or effects other changes that could have a material adverse effect on our business, results of operations and financial condition. Changes in some jurisdictions (particularly in the U.K.) to the rate, basis, qualifying conditions or nature of carried interest taxation (whether arising because of a change of government policy, law or otherwise) could also have a detrimental effect on our business, as a result of difficulties with hiring, compensating and retaining talent in the U.K. or other jurisdictions.

We cannot predict whether any particular proposed legislation will be enacted or, if enacted, what the specific provisions or the effective date of any such legislation would be, or whether it would have any effect on us. As such, we cannot assure you that future legislative, administrative or judicial developments will not result in an increase in the amount of U.S. (including state or local) or non-U.S. tax payable by us, the funds we manage, portfolio companies owned by such funds or by investors in our shares. If any such developments occur, our business, results of operations and cash flows could be adversely affected and such developments could have an adverse effect on your investment in our shares.

Our effective tax rate and tax liability is based on the application of current income tax laws, regulations and treaties as interpreted and applied by various jurisdictions. These laws, regulations and treaties are complex, and the manner in which they apply to us and our subsidiaries is sometimes open to interpretation. Moreover, the application of such laws, regulations and treaties may not be compatible with one another. Significant management judgment is required in determining our provision for income taxes, our deferred tax assets and liabilities and any valuation allowance recorded against our net deferred tax assets. Although management believes its application of current laws, regulations and treaties to be correct and sustainable upon examination by the tax authorities, the tax authorities could challenge our interpretation resulting in additional tax liability or

adjustment to our income tax provision that could increase our effective tax rate and/or have other unforeseen adverse tax consequences.

In addition, we or certain of our subsidiaries or certain portfolio companies of the funds we manage are currently (or have been recently) under tax audit in various jurisdictions, and these jurisdictions or any others where we conduct business may assess additional tax against us. While we believe our tax positions, determinations, and calculations are reasonable, the final determination of tax upon resolution of any audits could be materially different from our historical tax provisions and accruals. Should additional material taxes be assessed as a result of an audit, assessment, or litigation, there could be an adverse effect on our results of operations and cash flows in the period or periods for which that determination is made. Even where an audit, assessment or litigation is resolved favorably to us, the additional costs incurred in resisting or resolving such audits, assessments or litigation may adversely affect our business.

Our structure is subject to a number of new minimum tax regimes, the implementation of which remains uncertain. These regimes may not be compatible with one another and may cause us adverse tax consequences.

The U.S. Congress, the Organization for Economic Co-operation and Development (the “OECD”) and other government bodies and organizations in jurisdictions where we and our affiliates are established, invest or conduct business continue to recommend and implement changes related to the taxation of multinational companies. The OECD/G20 Inclusive Framework on BEPS (the “Inclusive Framework”), which currently includes over 145 countries and jurisdictions has proposed and driven the implementation by its participating jurisdictions of changes to numerous long-standing tax principles through its base erosion and profit shifting (“BEPS”) project, which is focused on a number of issues, including the prevention of profit shifting among affiliated entities in different jurisdictions, limitation of improper interest deductibility claims and ensuring eligibility of taxpayers claiming the benefits of double tax treaties. The BEPS project includes a two-pillar initiative, “BEPS 2.0,” which is aimed at (1) shifting taxing rights to the jurisdiction of the consumer (“Pillar One”) and (2) ensuring all companies pay a global minimum tax (“Pillar Two”).

Pillar One will, broadly, re-allocate taxing rights over 25% of the residual profits of multinational enterprises (“MNEs”) with global turnover in excess of 20 billion euros (excluding extractives and regulated financial services) to the jurisdictions where the customers and users of those MNEs are located. While the OECD continues to seek agreement regarding the form and timing of implementation of Pillar One, no concrete proposal has yet been achieved. The form, scope and timing of measures to implement Pillar One and their impact on our business and the taxes we pay remain unclear and subject to ongoing negotiations and, therefore, we cannot currently say whether these measures have an adverse effect on our business.

Pillar Two consists of two interlocking domestic rules (together the Global Anti-Base Erosion Rules (“GloBE Rules”)): (1) an Income Inclusion Rule (“IIR”), which imposes top-up tax on a parent entity in respect of the low-taxed income of a constituent entity within that parent entity’s group; and (2) an Undertaxed Payment Rule (“UTPR”), which denies deductions or requires an equivalent adjustment to the extent the low-taxed income of a constituent entity is not subject to tax under an IIR. Pillar Two also includes a treaty-based Subject To Tax Rule that allows source jurisdictions to impose limited source taxation on certain related party payments subject to tax below a minimum rate, and a limited number of Inclusive Framework members have either signed or expressed an intention to sign a multilateral convention to implement the Subject to Tax Rule. The timeline for implementation of this Subject to Tax Rule remains uncertain.

The ultimate application of Pillar Two as implemented by jurisdictions which may seek to assert taxing rights with respect to our business remains uncertain and subject to legislative and interpretative change. The Inclusive Framework released model GloBE rules in late 2021 and has continued to release guidance on the interpretation and application of the model GloBE Rules, and jurisdictions enacting legislation in respect of Pillar Two have sought to implement these updates (either by way of legislative amendment or the release of further domestic guidance). We expect that the Inclusive Framework will continue to release updates to its administrative guidance which may result in further amendments to the Pillar Two rules as they apply in relevant jurisdictions. As such, several aspects of Pillar Two, including whether some or all of our activities may fall within the scope of the exclusions therefrom, currently remain uncertain.

The U.K. has enacted legislation implementing the IIR via a “multinational top-up tax” (“MTT”), alongside a U.K. domestic top-up tax, that applies to MNEs for accounting periods beginning on or after December 31, 2023. Amendments to the MTT include new provisions relating to the U.K.’s implementation of a UTPR rule for accounting periods beginning on or after December 31, 2024. Additionally, as part of the 2024 Autumn Budget, the U.K. announced measures to further amend the U.K.’s Pillar Two rules which include measures to give effect to certain amendments contained in the OECD’s guidance released on December 18, 2023.

It is likely that other countries or jurisdictions will continue to implement the recommended model GloBE Rules (including either or both of the IIR or UTPR) as drafted or in a modified form, although some countries may not introduce such changes. As noted below, Bermuda has enacted the Bermuda Corporate Income Tax Act 2023 (the “Bermuda CIT”) in response to the Pillar Two initiative. The implications of these rules for our business remain uncertain, both at a domestic level in Bermuda and in terms of how the Bermuda CIT, which came into full effect on January 1, 2025, might interact with the U.K. MTT and UTPR legislation or other Pillar Two implementing legislation in relevant jurisdictions.

In addition, depending on how the model GloBE Rules are implemented or clarified by additional commentary or guidance in the future, they may result in material additional tax being payable by our business and the businesses of the companies in which we invest. The ultimate implementation of the BEPS project may also increase the complexity and the burden and costs of compliance and advice relating to our ability to efficiently fund, hold and realize investments, and could necessitate or increase the probability of some restructuring of our group or business operations. This may also lead to additional complexity in evaluating the tax implications of ongoing investments and restructuring transactions within our business.

As noted above, on December 27, 2023, the Government of Bermuda enacted the Bermuda CIT. Commencing on January 1, 2025, the Bermuda CIT generally will impose a 15% corporate income tax on entities that are tax residents in Bermuda or have a Bermuda permanent establishment and are members of multi-national groups with consolidated revenues in excess of €750 million for at least two of the last four fiscal years. The Bermuda CIT also includes various transitional provisions and elections that may reduce the economic impact of the tax imposed. We expect that our subsidiaries that are organized in Bermuda generally will be subject to tax under the Bermuda CIT. We are continuing to evaluate the impact of the Bermuda CIT on certain of our subsidiaries, including the transitional provisions and elections that are intended to mitigate the risk of an incremental cash tax burden. Prior to the enactment of the Bermuda CIT, certain of our subsidiaries had received from the Bermuda Minister of Finance, under the Exempted Undertakings Tax Protection Act 1966 of Bermuda, as amended, Tax Assurance Certificates that they generally would not be subject to income or estate tax until March 31, 2035. Despite the enactment of the Bermuda CIT, possible future amendments, regulations or other guidance thereto, and the limited nature and duration of the Tax Assurance Certificates, we do not expect to be subject to an amount of Bermuda taxes in the future that will materially negatively affect our earnings and results of operations in any given year but there can be no assurances that any such taxes will not be imposed.

On January 15, 2025, the OECD released further administrative guidance which clarifies, amongst other matters, certain limitations and exclusions when computing deferred tax balances upon transitioning to the GloBE Rules. While the full implications of the January 2025 guidance is not yet clear, we do not anticipate significant adverse consequences for our business or the business of companies in which we invest as a result of this guidance.

On August 16, 2022, the U.S. government enacted the Inflation Reduction Act of 2022 (the “IRA”). The IRA contains a number of tax-related provisions, including a 15% minimum corporate income tax on certain large corporations (“CAMT”) as well as an excise tax on stock repurchases. On September 12, 2024, the IRS and the U.S. Treasury Department released proposed regulations on the CAMT which include rules for determining the income base on which the CAMT is imposed and for determining when a corporation is subject to the CAMT. Based on interpretations of the proposed regulatory guidance and assumptions we have made regarding the CAMT, we do not currently expect the CAMT to have a material impact on our effective tax rate. The impact of the IRA and the CAMT on our financial condition will depend on the facts and circumstances of each year.

In addition, the U.S. has enacted, pursuant to the Tax Cuts and Jobs Act (the “TCJA”), the Base Erosion and Anti-Abuse Tax (“BEAT”) which also operates as a minimum tax and is generally calculated as a percentage (10% for taxable years before 2026 and 12.5% thereafter) of the “modified taxable income” of an “applicable taxpayer” and applies for a taxable year only to the extent it exceeds a taxpayer’s regular corporate income tax liability for such year, determined without regard to certain tax credits. Certain of our reinsurance agreements require our U.S. subsidiaries, including any non-U.S. subsidiaries that have elected to be subject to U.S. federal income taxation, to pay or accrue substantial amounts to certain of our non-U.S. reinsurance subsidiaries that would be characterized as “base erosion payments” with respect to which there are “base erosion tax benefits.” These and any other “base erosion payments” may cause us to be subject to the BEAT. In addition, tax authorities may disagree with our BEAT calculations, or the interpretations on which those calculations are based, and assess additional taxes, interest and penalties. There may be material adverse consequences to our business if tax authorities successfully challenge our BEAT calculations, in light of the uncertainties described above.

Certain of our non-U.S. subsidiaries may be subject to U.S. federal income taxation in an amount greater than expected.

Certain of our non-U.S. subsidiaries are treated as foreign corporations under the Internal Revenue Code of 1986, as amended (such subsidiaries, the “Non-U.S. Subsidiaries”). Each of the Non-U.S. Subsidiaries currently intends to operate in a manner that will not cause it to be subject to U.S. federal income taxation on a net basis in any material amount. However, there is considerable uncertainty as to whether a foreign corporation is engaged in a trade or business (or has a permanent establishment) in the U.S., as the law is unclear and the determination is highly factual and must be made annually. Therefore, there can be no assurance that the IRS will not successfully contend that a Non-U.S. Subsidiary that does not intend to be treated as engaged in a trade or business (or as having a permanent establishment) in the U.S. does, in fact, so engage (or have such a permanent establishment). If any such Non-U.S. Subsidiary is treated as engaged in a trade or business in the U.S. (or as having a permanent establishment), it may incur greater tax costs than expected on any income not exempt from taxation under an applicable income tax treaty, which could have a material adverse effect on our financial condition, results of operations and cash flows.

In addition, certain of our subsidiaries are treated as resident in the U.K. for U.K. tax purposes (the “U.K. Resident Companies”) and expect to qualify for the benefits of the income tax treaty between the U.S. and the U.K. (the “U.K. Treaty”) by reason of being subsidiaries of AGM or by reason of satisfying an ownership and base erosion test. Accordingly, our U.K. Resident Companies are expected to qualify for certain exemptions from, or reduced rates of, U.S. federal taxes that are provided for by the U.K. Treaty. However, there can be no assurances that our U.K. Resident Companies will continue to qualify for treaty benefits or satisfy all of the requirements for the tax exemptions and reductions they intend to claim. If any of our U.K. Resident Companies fails to qualify for such benefits or satisfy such requirements, it may incur greater tax costs than expected, which could have a material adverse effect on our financial condition, results of operations and cash flows.

Our ownership of certain non-U.S. entities could cause us to be subject to U.S. federal income tax in amounts greater than expected, which could adversely affect the value of your investment.

Certain of our investments may be in foreign corporations or may be acquired through foreign subsidiaries that would be classified as corporations for U.S. federal income tax purposes. Such entities may be passive foreign investment companies (“PFICs”) or controlled foreign corporations (“CFCs”) for U.S. federal income tax purposes. For example, certain of our subsidiaries are non-U.S. companies and certain portfolio companies owned by the funds we manage are considered to be CFCs for U.S. federal income tax purposes. In addition, in December 2017, the TCJA introduced changes to the determination of when a foreign corporation is treated as a CFC and whether a U.S. shareholder of a CFC is required to include its pro rata share of certain income generated by the CFC into income currently regardless of whether the shareholder receives any related distributions of cash. Aspects of these changes remain uncertain, and we may experience adverse U.S. tax consequences as a result of our ownership of non-U.S. companies, including the recognition of taxable income attributable to such companies’ non-U.S. operations and as a result, our financial condition, results of operations and cash flows could be adversely affected. In addition, if a reinsurance agreement is entered into among related parties, the IRS is permitted to reallocate or recharacterize income, deductions or certain other items, and to make any other adjustment, to reflect the proper amount, source or character of the taxable income of each of the parties. Reinsurance agreements between our U.S. insurance companies and their Bermuda affiliates may be subject to such challenge by the IRS. If the IRS were to successfully challenge our reinsurance arrangements, our financial condition, results of operations and cash flows could be adversely affected.

Changes in tax law could adversely impact our earnings.

Many of the products that our retirement services business sells and reinsures benefit from one or more forms of tax-favored status under current U.S. federal and state income tax regimes. For example, our retirement services business sells and reinsures annuity contracts that allow the policyholders to defer the recognition of taxable income earned within the contract. Future changes in U.S. federal or state tax law could reduce or eliminate the attractiveness of such products, which could affect the sale of retirement services’ products or increase the expected lapse rate with respect to products that have already been sold. Decreases in product sales or increases in lapse rates, in either case, brought about by changes in U.S. tax law, may result in a decrease in net invested assets and therefore investment income and may have a material and adverse effect on our business, financial position, results of operations and cash flows.

In addition, several of the BEPS measures, including measures covering treaty abuse, the deductibility of interest expense, local nexus requirements, transfer pricing and hybrid mismatch arrangements, are relevant to some of our fund structures and could have an adverse impact on the funds we manage, investors and the portfolio companies of the funds we manage. Inclusive Framework members have been moving forward on the BEPS agenda and significant aspects of the proposals have been

implemented or are scheduled for implementation but, because the timing of implementation and the specific measures adopted vary among participating member countries, significant uncertainty remains regarding the full impact of the BEPS project for our business. Uncertainty remains around, among other matters, access to tax treaties for some of the investments' holding platforms, which could create situations of double taxation and adversely impact the investment returns of the funds we manage.

Risks Related to Our Common Shares

The market price and trading volume of our shares may be volatile, which could result in rapid and substantial losses for our stockholders.

The market price of our shares may be highly volatile and could be subject to wide fluctuations. In addition, the trading volume in our shares may fluctuate and cause significant price variations to occur. You may be unable to resell your shares at or above your purchase price, if at all. Some of the factors that could negatively affect the price of our shares or result in fluctuations in the price or trading volume of our shares include: variations in our quarterly operating results, which variations we expect will be substantial, or dividends; our policy of taking a long-term perspective on making investment, operational and strategic decisions, which is expected to result in significant and unpredictable variations in our quarterly returns; our creditworthiness, results of operations and financial condition; the credit ratings of the shares; dilution caused by the conversion of our Mandatory Convertible Preferred Stock; the prevailing interest rates or rates of return being paid by other companies similar to us and the market for similar securities; failure to meet analysts' earnings estimates; publication of research reports about us or the investment management industry or the failure of securities analysts to cover our shares; additions or departures of key management personnel; adverse market reaction to any indebtedness we may incur or securities we may issue in the future; actions by stockholders; changes in market valuations of similar companies; removal of our shares from any stock index; speculation in the press or investment community; changes or proposed changes in laws or regulations or differing interpretations thereof affecting our businesses or enforcement of these laws and regulations, or announcements relating to these matters; a lack of liquidity in the trading of our shares; adverse publicity about the investment management industry generally or individual scandals, specifically; a breach of our computer systems, software or networks, or misappropriation of our proprietary information; and economic, financial, geopolitical, regulatory or judicial events or conditions that affect us or the financial markets.

An investment in our shares is not an investment in any of the funds we manage, and the assets and revenues of such funds are not directly available to us.

Our shares are securities of Apollo Global Management, Inc. only. While our historical consolidated and combined financial information includes financial information, including assets and revenues of certain funds we manage on a consolidated basis, and our future financial information will continue to consolidate certain of these funds, such assets and revenues are available to the fund, and not to us except through management fees, performance fees, distributions and other proceeds arising from agreements with funds, as discussed in more detail in this report.

Our Certificate of Incorporation provides that the Court of Chancery of the State of Delaware is the sole and exclusive forum for certain legal actions between us and our stockholders, which could limit our stockholders' ability to obtain a judicial forum viewed by the stockholders as more favorable for disputes with us or our directors, officers or employees, and the enforceability of the exclusive forum provision may be subject to uncertainty.

Article XIV of our Certificate of Incorporation provides that, unless we consent in writing to the selection of an alternative forum, the Court of Chancery of the State of Delaware shall, to the fullest extent permitted by law, be the sole and exclusive forum for: (a) any derivative action or proceeding brought on our behalf; (b) any action asserting a claim of breach of a fiduciary duty owed by any of our current or former directors, officers, other employees or stockholders to us or our stockholders; (c) any action asserting a claim arising pursuant to any provision of the DGCL, the Certificate of Incorporation or our Bylaws or as to which the DGCL confers jurisdiction on the Court of Chancery of the State of Delaware; or (d) any action asserting a claim governed by the internal affairs doctrine, except for, as to each of (a) through (d) above, any claim as to which the Court of Chancery determines that there is an indispensable party not subject to the jurisdiction of the Court of Chancery (and the indispensable party does not consent to the personal jurisdiction of the Court of Chancery within ten days following such determination), which is vested in the exclusive jurisdiction of a court or forum other than the Court of Chancery, or for which the Court of Chancery does not have subject matter jurisdiction. The exclusive forum provision also provides that it will not apply to claims arising under the Securities Act, the Exchange Act or other federal securities laws for which there is exclusive federal or concurrent federal and state jurisdiction, in which case the U.S. federal district courts shall be the exclusive

forum for such claims unless the Company consents in writing to an alternative forum. Stockholders cannot waive, and will not be deemed to have waived under the exclusive forum provision, the Company's compliance with the federal securities laws and the rules and regulations thereunder. Although we believe this exclusive forum provision benefits us by providing increased consistency in the application of Delaware law in the types of lawsuits to which it applies, this exclusive forum provision may limit a stockholder's ability to bring a claim in a judicial forum that it finds favorable for disputes with us or any of our directors, officers, other employees or stockholders, which may discourage lawsuits with respect to such claims. Further, in the event a court finds the exclusive forum provision contained in the Certificate of Incorporation to be unenforceable or inapplicable in an action, we may incur additional costs associated with resolving such action in other jurisdictions, which could harm our business, operating results and financial condition.

Declaration, payment and amounts of dividends, if any, to holders of our shares will be uncertain.

It is expected that we will continue to pay an annual dividend on our common stock, with increases based on the growth of the business as determined by our board of directors. The amount of dividends, if any, that are declared or paid to our stockholders, depends on a number of factors. Our board of directors will have sole discretion to determine whether any dividends will be declared, when dividends, if any, are declared, and the amount of such dividends. We expect that such determination would be based on a number of considerations, including our results of operations and capital management plans and the market price of our shares, the availability of funds, our access to capital markets as well as industry practice and other factors deemed relevant by our board of directors, such as insurance regulatory requirements applicable to our subsidiaries. In addition, our ability to pay dividends and the amount of any dividends ultimately paid in respect of our shares will, in each case, be subject to receiving funds, directly or indirectly, from our operating subsidiaries, AAM and AHL. Furthermore, the ability of these operating subsidiaries to make distributions to us will depend on satisfying applicable law with respect to such distributions and making prior distributions on the AHL outstanding preferred stock, and the ability of AAM and AHL to receive distributions from their own respective subsidiaries will continue to depend on applicable law with respect to such distributions. There can be no guarantee that our stockholders will receive or be entitled to dividends commensurate with our historical dividends.

In addition, on August 11, 2023, we issued 28,750,000 shares of Mandatory Convertible Preferred Stock with a dividend rate of 6.75% per annum on the liquidation preference of \$50 per share. The Mandatory Convertible Preferred Stock ranks senior to our common stock with respect to the payment of dividends. As long as any share of Mandatory Convertible Preferred Stock is outstanding, unless all accumulated and unpaid dividends on the Mandatory Convertible Preferred Stock for all preceding dividend periods have been declared and paid in full or declared and set apart for payment, we may not declare, pay or set apart for payment any dividends on our common stock or any other class or series of stock that ranks junior to the Mandatory Convertible Preferred Stock. Dividends on the Mandatory Convertible Preferred Stock are discretionary and cumulative. Holders of Mandatory Convertible Preferred Stock will only receive dividends on their shares when, as and if declared by our board of directors. If dividends on the Mandatory Convertible Preferred Stock have not been declared and paid for the equivalent of six or more quarterly dividend periods, whether or not consecutive, holders of Mandatory Convertible Preferred Stock, together as a class with holders of any other series of parity stock with like voting rights, will be entitled to vote for the election of two additional directors to our board of directors. This right to elect additional directors to our board of directors will dilute the representation of our stockholders on our board of directors and may adversely affect the market price of our common stock. When quarterly dividends have been declared and set apart for payment in full, the right of the holders of Mandatory Convertible Preferred Stock to elect these two additional directors will cease, the terms of office of these two directors will forthwith terminate and the number of directors constituting our board of directors will be reduced accordingly. Additional risks related to the Mandatory Convertible Preferred Stock are contained in the prospectus supplement dated August 8, 2023.

ITEM 1B. UNRESOLVED STAFF COMMENTS

None.

ITEM 1C. CYBERSECURITY

AGM's board of directors is involved in overseeing the Company's risk management program, including with respect to cybersecurity, which is a critical component of the Company's overall approach to enterprise risk management ("ERM"). For additional information about our risk management framework, see "Part II—Item 7A. Quantitative and Qualitative Disclosures About Market Risk—Risk Management Framework." Our cybersecurity policies and practices are fully integrated into our ERM framework through our reporting, risk management and oversight channels and are based, in part, on recognized frameworks established by the National Institute of Standards and Technology, the International Organization for Standardization and other applicable industry standards.

As one of the critical elements of the Company's overall ERM approach, the Company's cybersecurity program is focused on the following key areas:

- *Governance.* As discussed further under the heading "Cybersecurity Governance", our board of directors has an oversight role, as a whole and also at the committee level, in overseeing management of AGM's risks, including our cybersecurity risks. AGM's Chief Information Security Officer ("CISO") and AHL's CISO, with support from the broader Technology team, are responsible for information security strategy, policies and practices.
- *Collaborative Approach.* The Company utilizes a cross-functional approach involving stakeholders across multiple departments, including Compliance, Legal, Technology, Operations, Risk and others, aimed at identifying, preventing and mitigating cybersecurity threats and incidents, while also implementing controls and procedures that provide for the prompt escalation of potentially material cybersecurity incidents so that decisions regarding the public disclosure and reporting of such incidents can be made by management in a timely manner.
- *Technical Safeguards.* The Company deploys technical safeguards that are designed to protect the Company's information systems from cybersecurity threats, including firewalls, intrusion prevention and detection systems, anti-malware functionality and access controls, which are evaluated and improved on an ongoing basis using vulnerability assessments and cybersecurity threat intelligence.
- *Incident Response and Recovery Planning.* The Company has established and maintains incident response and recovery plans that address the Company's response to a cybersecurity incident, and such plans are tested and evaluated on a regular basis.
- *Third-Party Risk Management.* The Company maintains a risk-based approach to identifying and overseeing cybersecurity risks presented by third parties, including vendors, service providers and other external users of the Company's systems, as well as the systems of third parties that could adversely impact our business in the event of a cybersecurity incident affecting those third-party systems.
- *Education and Awareness.* The Company provides regular, mandatory training for personnel regarding cybersecurity threats to equip the Company's personnel with effective tools to help mitigate cybersecurity threats, and to communicate the Company's evolving information security policies, standards, processes and practices.

The Company engages in the periodic assessment and testing of the Company's policies and practices that are designed to address cybersecurity threats and incidents. These efforts include a wide range of activities, including audits, assessments, tabletop exercises, threat modeling, vulnerability testing and other exercises focused on evaluating the effectiveness of our cybersecurity measures. The Company regularly engages third parties, including auditors and consultants, to perform assessments on our cybersecurity measures, including information security maturity assessments, audits and independent reviews of our information security control environment and operating effectiveness. The results of such assessments, audits and reviews are reported to the Company's risk management function, and the Company adjusts its cybersecurity policies and practices as necessary based on the information provided by these assessments, audits and reviews.

Cybersecurity threat risks have not materially affected the Company, including our business strategy, results of operations or financial condition. For further discussion of the risks we face from cybersecurity threats, including those that could materially affect the Company, see "Item 1A. Risk Factors—Operating Risks—*We rely on technology and information systems, many of which are controlled by third-party vendors, to maintain the security of our information and technology networks and to conduct our businesses, and any failures or interruptions of these systems could adversely affect our businesses and results of operations.*"

Cybersecurity Governance

In our asset management business, our board of directors' oversight of cybersecurity risk management is supported by the audit committee of the AGM Board of Directors (the "AGM Audit Committee"), the AAM Global Risk Committee ("AGRC"), the Operational Risk Forum (the "ORF"), the Cybersecurity Working Group and management. Our board of directors, the AGM Audit Committee, the AGRC, the ORF and the Cyber Security Working Group receive regular updates on Apollo's information technology, cybersecurity risk profile and strategy, and risk mitigation plans from the Company's risk management professionals, the Company's Chief Security Officer ("CSO"), CISO, other members of management and relevant management committees and working groups. The Cyber Security Working Group is chaired by the CISO and has representation from Technology, Legal, Compliance, and ERM. The group meets at least once a quarter to discuss cybersecurity and risk mitigation activities, among other topics. The CISO regularly reports to the ORF regarding cyber risk, and the ORF in turn reports to the AGRC on a quarterly basis, noting any cyber updates when necessary or appropriate. In turn, the AGM board and/or the AGM Audit Committee receive quarterly risk updates from our risk management professionals, as well as at least annual updates on

cyber risk specifically. The full AGM board or the AGM Audit Committee receives presentations and reports on cybersecurity risks from AGM's CSO or CISO, as well as from AHL's CISO, at least annually, and they address a wide range of topics including recent developments, vulnerability assessments, third-party and independent reviews, the threat environment, technological trends and information security considerations arising with respect to the Company's peers and third parties.

In our retirement services business, our board of directors' oversight of cybersecurity risk management is supported by the AHL board of directors, the AHL board's audit, risk, and legal and regulatory committees, the AHL management risk committee, the AHL management operational risk committee and AHL management. AHL's Chief Information Officer ("CIO"), CISO, General Counsel and certain other members of AHL's senior management meet periodically with the audit, risk, and legal and regulatory committees of AHL's board of directors to review AHL's information technology and cybersecurity risk profile and to discuss risk mitigation plans.

Apollo and Athene Cyber teams coordinate with and leverage one another across a number of areas. The CISOs meet regularly to discuss cyber-related risks, programs and projects. Other members of Apollo and Athene's Cyber teams meet as needed on a variety of topics and open lines of communications are present to allow for the information sharing across the retirement services and asset management businesses.

Asset Management

The AGM CISO, in coordination with Technology and ERM, works collaboratively across the Company to implement a program designed to protect the Company's information systems from cybersecurity threats and to promptly respond to any cybersecurity incidents in accordance with the Company's incident response and recovery plans. To facilitate the success of the Company's cybersecurity risk management program, multidisciplinary teams throughout the Company are deployed to address cybersecurity threats and to respond to cybersecurity incidents. Through ongoing communications with these teams, the CISO monitors the prevention, detection, mitigation and remediation of cybersecurity threats and incidents in real time and reports such threats and incidents to the AGM Audit Committee or AGM board, as appropriate.

AGM's CSO holds an undergraduate degree in Management Information Systems and Business Administration, which he received magna cum laude. He has over 25 years of cyber-related experience, having served in various roles in technology and cybersecurity, including as Head of IT Risk Management, Executive Director of IT & Risk Compliance, and Global IT Risk Evaluation Lead at large financial institutions and consulting firms. He was also previously AGM's CISO for nearly eight years. AGM's CISO holds a master's degree in Business Information Systems and has served in various roles in information technology and information security for over 25 years across a number of large financial institutions, including as Director, Cybersecurity and Risk.

Retirement Services

AHL's information security program is managed by its CISO with collaboration across lines of businesses and corporate functions. AHL's CISO is a senior-level executive responsible for establishing and executing AHL's information security strategy, including cybersecurity oversight. AHL's information security program implements a detailed cyber incident response plan that provides controls and procedures for handling cyber incidents and incorporates a cross-functional approach to addressing cyber risk, with engagement among internal working groups. AHL's CIO and CISO are members of AHL's management operational risk committee, which reports to AHL's management risk committee, which reports to AHL's board risk committee.

AHL's CIO has over 30 years of insurance and financial services operations and technology experience, including as chief information officer at large insurance companies, and received a Bachelor of Science in business management and a Master of Business Administration in management information systems. AHL's CISO is responsible for managing Athene's information security program. AHL's CISO has over 25 years of information technology experience and over 20 years of information security experience; is a Certified Information Systems Security Professional, a Certified Information Systems Manager; and holds a Bachelor of Arts in statistical science, a Bachelor of Science in computer science, and a Master of Business Administration in business.

ITEM 2. PROPERTIES

Our principal executive offices are located in leased office space at 9 West 57th Street, New York, New York 10019.

In our asset management business, Apollo also leases the space for our offices in New York, Los Angeles, El Segundo, Irvine, Houston, Bethesda, Greenwich, Miami, Palm Beach, London, Frankfurt, Luxembourg, Mumbai, New Delhi, Singapore, Hong Kong, Shanghai, Seoul, Tokyo and Sydney, among other locations throughout the world.

In our retirement services business, Athene owns its headquarters, which is located in West Des Moines, Iowa and leases its head office for Bermuda operations, which is located in Hamilton, Bermuda. The retirement services business operations primarily include Athene's Iowa and Bermuda offices.

The Company considers these facilities to be suitable and adequate for the management and operation of its businesses.

ITEM 3. LEGAL PROCEEDINGS

See a summary of the Company's legal proceedings set forth in note 19 to our consolidated financial statements, which is incorporated by reference herein.

ITEM 4. MINE SAFETY DISCLOSURES

Not applicable.

PART II

ITEM 5. MARKET FOR REGISTRANT'S COMMON EQUITY, RELATED STOCKHOLDER MATTERS AND ISSUER PURCHASES OF EQUITY SECURITIES

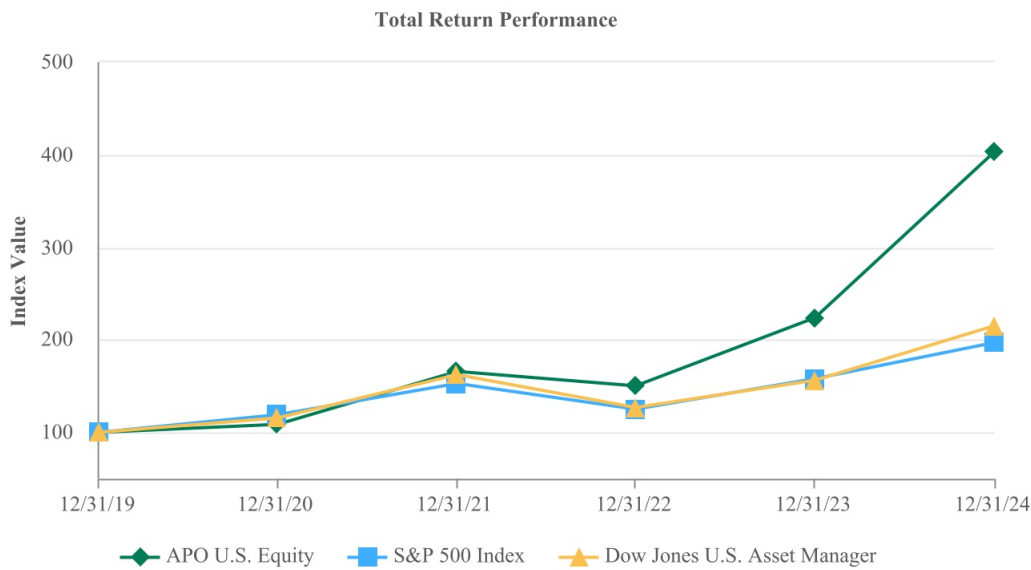
Our common stock is traded on the NYSE under the symbol "APO."

The number of holders of record of our common stock as of February 19, 2025 was 442. This does not include the number of stockholders that hold stock in "street name" through banks or broker-dealers.

Stock Performance Graph

The following graph depicts the total return to holders of our common stock from the closing price on December 31, 2019 through December 31, 2024, relative to the performance of the S&P 500 Index and the Dow Jones U.S. Asset Managers Index. The graph assumes \$100 invested on December 31, 2019 and dividends received reinvested in the security or index.

The performance graph is not intended to be indicative of future performance. The performance graph shall not be deemed "soliciting material" or to be "filed" with the SEC for purposes of Section 18 of the Exchange Act, or otherwise subject to the liabilities under that Section, and shall not be deemed to be incorporated by reference into any of the Company's filings under the Securities Act or the Exchange Act.



Dividend Policy

The quarterly cash dividend previously paid to our common stockholders can be found in note 16 to our consolidated financial statements. We have also declared a cash dividend of \$0.4625 per share of common stock in respect to the fourth quarter of 2024 which will be paid on February 28, 2025 to holders of record at the close of business on February 18, 2025. Our current intention is to pay an annual cash dividend of \$2.04 per share of common stock.

We have also declared and set aside for payment a cash dividend of \$0.8438 per share of our Mandatory Convertible Preferred Stock, which will be paid on April 30, 2025 to holders of record at the close of business on April 15, 2025.

The declaration and payment of any dividends on our common stock or Mandatory Convertible Preferred Stock are at the sole discretion of our board of directors, which may change the dividend policy at any time, including, without limitation, to eliminate the dividend on common stock entirely, and will depend upon many factors, including general economic and business

conditions, our strategic plans and prospects, our businesses and investment opportunities, our financial condition and operating results, working capital requirements and anticipated cash needs, contractual restrictions and obligations, legal, tax and regulatory restrictions, restrictions and other implications on the payment of dividends by us or by our subsidiaries to us and such other factors as our board of directors may deem relevant. Because AGM is a holding company, the primary source of funds for AGM's dividends are distributions from its operating subsidiaries, AAM and AHL. Furthermore, the ability of these operating subsidiaries to make distributions to AGM will depend on satisfying applicable law with respect to such distributions and making prior distributions on the AHL outstanding preferred stock, and the ability of AAM and AHL to receive distributions from their own respective subsidiaries will continue to depend on applicable law with respect to such distributions. See "Item 1A. Risk Factors—Risks Related to Our Common Shares—*Declaration, payment and amounts of dividends, if any, to holders of our shares will be uncertain.*"

Under the DGCL we may only pay dividends to our stockholders out of (i) our surplus, as defined and computed under the provisions of the DGCL or (ii) our net profits for the fiscal year in which the dividend is declared and/or the preceding fiscal year. Subject to the rights of the holders of Mandatory Convertible Preferred Stock and any other preferred shares and applicable law, our Certificate of Incorporation and Bylaws provide that our board of directors may, in its sole discretion, at any time and from time to time, declare, make and pay dividends to the holders of our common stock. Instruments governing indebtedness that we or our subsidiaries incur in the future may contain restrictions on our or our subsidiaries' ability to pay dividends or make other cash distributions to equity holders.

Securities Authorized for Issuance Under Equity Compensation Plans

See "Item 12. Security Ownership of Certain Beneficial Owners and Management and Related Stockholder Matters."

Unregistered Sale of Equity Securities

On November 14, 2024, the Company issued 54,898 restricted shares under the 2019 Omnibus Equity Incentive Plan for Estate Planning Vehicles and 7,937 restricted shares under the 2019 Omnibus Equity Incentive Plan to certain holders of vested performance fee rights. The shares were issued in private placements in reliance on Regulation D or Section 4(a)(2) of the Securities Act.

Issuer Purchases of Equity Securities

The following table sets forth information regarding repurchases of shares of common stock during the fiscal quarter ended December 31, 2024.

Period	Total number of shares of common stock purchased	Average price paid per share	Total number of shares of common stock purchased as part of publicly announced plans or programs ¹	Approximate dollar value of common stock that may yet be purchased under the plans or programs
October 1, 2024 through October 31, 2024				
Opportunistic repurchases	—	—	—	—
Equity award-related repurchases ²	—	—	—	—
Total	—	\$ —	—	\$ 1,901,969,206
November 1, 2024 through November 30, 2024				
Opportunistic repurchases	—	—	—	—
Equity award-related repurchases ²	172,336	—	172,336	—
Total	172,336	\$ 163.67	172,336	\$ 1,873,763,011
December 1, 2024 through December 31, 2024				
Opportunistic repurchases	—	—	—	—
Equity award-related repurchases ²	578,000	—	578,000	—
Total	578,000	\$ 176.24	578,000	\$ 1,771,896,394
Total				
Opportunistic repurchases	—	—	—	—
Equity award-related repurchases ²	750,336	—	750,336	—
Total	750,336	—	750,336	—

¹ On February 8, 2024, the AGM board of directors terminated the Company's prior share repurchase program and approved a new share repurchase program, pursuant to which, the Company is authorized to repurchase up to \$3.0 billion of shares of its common stock to opportunistically reduce the Company's share count or offset the dilutive impact of share issuances under the Company's equity incentive plans. Under the share repurchase program, repurchases may be of outstanding shares of common stock occurring from time to time in open market transactions, in privately negotiated transactions, pursuant to a trading plan adopted in accordance with Rule 10b5-1 of the Exchange Act, or otherwise, as well as through reductions of shares that otherwise would have been issued to participants under the Company's Equity Plan in order to satisfy associated tax obligations. The share repurchase program does not obligate the Company to make any repurchases at any specific time. The program is effective until the aggregate repurchase amount that has been approved by the AGM board of directors has been expended. The program may be suspended, extended, modified or discontinued at any time.

² Represents repurchases of shares of common stock in order to offset the dilutive impact of share issuances under the Equity Plan including reductions of shares of common stock that otherwise would have been issued to participants under the Company's Equity Plan in order to satisfy associated tax obligations.

ITEM 6. [RESERVED]

ITEM 7. MANAGEMENT'S DISCUSSION AND ANALYSIS OF FINANCIAL CONDITION AND RESULTS OF OPERATIONS

The following discussion should be read in conjunction with Apollo Global Management, Inc.'s consolidated financial statements and the related notes as of December 31, 2024 and 2023 and for the years ended December 31, 2024, 2023 and 2022. This discussion contains forward-looking statements that are subject to known and unknown risks and uncertainties. Actual results and the timing of events may differ significantly from those expressed or implied in such forward-looking statements due to a number of factors, including those included in the section of this report entitled "Item 1A. Risk Factors." The highlights listed below have had significant effects on many items within our consolidated financial statements and affect the comparison of the current period's activity with those of prior periods.

General

Our Businesses

Founded in 1990, Apollo is a high-growth, global alternative asset manager and a retirement services provider. Apollo conducts its business primarily in the United States through the following three reportable segments: Asset Management, Retirement Services and Principal Investing. These business segments are differentiated based on the investment services they provide as well as varying investing strategies. As of December 31, 2024, Apollo had a team of 5,108 employees, including 1,983 employees of Athene.

Asset Management

Our Asset Management segment focuses on credit and equity investing strategies. We have a flexible mandate in many of the funds we manage which enables the funds to invest opportunistically across a company's capital structure. We raise, invest and manage funds, accounts and other vehicles on behalf of some of the world's most prominent pension, endowment and sovereign wealth funds and insurance companies, as well as other institutional and individual investors. As of December 31, 2024, we had total AUM of \$751 billion.

The credit and equity investing strategies of our Asset Management segment reflect the range of investment capabilities across our platform, from investment grade to private equity. As an asset manager, we earn fees for providing investment management services and expertise to our client base. The amount of fees charged for managing these assets depends on the underlying investment strategy, liquidity profile, and, ultimately, our ability to generate returns for our clients. We also earn capital solutions fees as part of our growing capital solutions business and as part of monitoring and deployment activity alongside our sizeable private equity franchise. After expenses, we call the resulting earnings stream "Fee Related Earnings" or "FRE", which represents the primary performance measure for the Asset Management segment.

Credit

Credit is our largest asset management strategy with \$616 billion of AUM as of December 31, 2024. Our credit strategy spans third-party strategies and Apollo's retirement services business across four main investment pillars: direct origination, asset-backed, multi credit and opportunistic credit. Our credit strategy provides flexible, scaled and diverse capital solutions across the entire credit risk-return spectrum, with a focus on generating excess returns through high-quality credit underwriting and origination. Beyond participation in the traditional issuance and secondary credit markets, through our origination platforms and corporate solutions capabilities we seek to originate attractive and safe-yielding assets for the investors in the funds we manage.

Equity

Our equity strategy managed \$135 billion of AUM as of December 31, 2024. Across our equity strategy, we maintain our focus on creative structuring and sourcing while working with the management teams of the portfolio companies of the Apollo-managed funds to help transform and grow their businesses. Our flexible mandate and purchase price discipline allow us to embrace complexity and seek attractive outcomes for our stakeholders. Apollo's equity team has experience across sectors, industries, and geographies spanning its private equity, hybrid value, secondaries equity, AAA, real estate equity, impact investing, infrastructure and clean transition equity strategies. We have consistently produced attractive long-term investment returns in the traditional private equity funds we manage, generating a 39% gross IRR and a 24% net IRR on a compound annual basis from inception through December 31, 2024.

Retirement Services

Our retirement services business is conducted by Athene, a leading financial services company that specializes in issuing, reinsuring and acquiring retirement savings products designed for the increasing number of individuals and institutions seeking to fund retirement needs. Athene's primary product line is annuities, which include fixed, payout and group annuities issued in conjunction with pension group annuity transactions. Athene also offers funding agreements, which are comprised of funding agreements issued under its FABN program, secured and other funding agreements, funding agreements issued to the FHLB and repurchase agreements with an original maturity exceeding one year. Our asset management business provides a full suite of services for Athene's investment portfolio, including direct investment management, asset allocation, mergers and acquisitions asset diligence and certain operational support services, including investment compliance, tax, legal and risk management support.

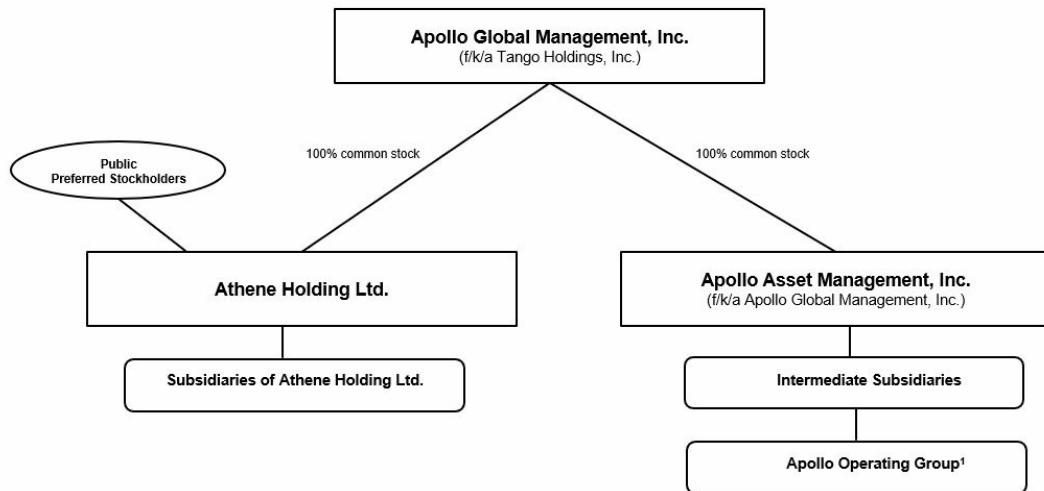
Our retirement services business focuses on generating spread income by combining the two core competencies of (1) sourcing long-term, persistent liabilities and (2) using the global scale and reach of our asset management business to actively source or originate assets with Athene's preferred risk and return characteristics. Athene's investment philosophy is to invest a portion of its assets in securities that earn an incremental yield by taking measured liquidity and complexity risk and capitalize on its long-dated, persistent liability profile to prudently achieve higher net investment earned rates, rather than assuming incremental credit risk. A cornerstone of Athene's investment philosophy is that given the operating leverage inherent in its business, modest investment outperformance can translate to outsized return performance. Because Athene maintains discipline in underwriting attractively priced liabilities, it has the ability to invest in a broad range of high-quality assets to generate attractive earnings.

Principal Investing

Our Principal Investing segment is comprised of our realized performance fee income, realized investment income from our balance sheet investments, and certain allocable expenses related to corporate functions supporting the entire company. The Principal Investing segment also includes our growth capital and liquidity resources at AGM. Over time, we may deploy capital into strategic investments over time that will help accelerate the growth of our Asset Management segment, by broadening our investment management and/or product distribution capabilities or increasing the efficiency of our operations. We believe these investments may translate into greater compounded annual growth of Fee Related Earnings.

Given the cyclical nature of performance fees, earnings from our Principal Investing segment, or PII, are inherently more volatile in nature than earnings from the Asset Management and Retirement Services segments. We earn fees based on the investment performance of the funds we manage and compensate our employees, primarily investment professionals, with a meaningful portion of these proceeds to align our team with the investors in the funds we manage and incentivize them to deliver strong investment performance over time. To enhance this alignment, we have increased the proportion of performance fee income we pay to our employees over the last few years.

The diagram below depicts our current organizational structure:



Note: The organizational structure chart above depicts a simplified version of the Apollo structure. It does not include all legal entities in the structure.

(1) Includes direct and indirect ownership by AGM.

Business Environment

Economic and Market Conditions

Our asset management and retirement services businesses are affected by the condition of global financial markets and the economy. Price fluctuations within equity, credit, commodity and foreign exchange markets, as well as interest rates and global inflation, which may be volatile and mixed across geographies, can significantly impact the performance of our business, including, but not limited to, the valuation of investments, including those of the funds we manage, and related income we may recognize.

Adverse economic conditions may result from domestic and global economic and political developments, including plateauing or decreasing economic growth and business activity, changes to U.S. and foreign tariff policies, civil unrest, geopolitical tensions or military action, such as the armed conflicts in the Middle East and between Ukraine and Russia, and corresponding sanctions imposed on Russia by the United States and other countries, and new or evolving legal and regulatory requirements on business investment, hiring, migration, labor supply and global supply chains.

We carefully monitor economic and market conditions that could potentially give rise to global market volatility and affect our business operations, investment portfolios and derivatives, which include global inflation. U.S. inflation eased in 2024 with the U.S. Bureau of Labor Statistics reporting that the annual U.S. inflation rate decreased to 2.9% as of December 31, 2024, compared to 3.4% as of December 31, 2023. The U.S. Federal Reserve finished the year with a benchmark interest rate target range of 4.25% to 4.50%, marking the second sequential quarter with a significant cut in rates since the COVID-19 pandemic.

Equity market performance was strong in 2024. In the U.S., the S&P 500 Index increased by 23.3% in 2024, following an increase of 24.2% in 2023. Global equity markets also increased in 2024, with the MSCI All Country World ex USA Index increasing by 5.3%, following an increase of 18.6% in 2023.

Conditions in the credit markets also have a significant impact on our business. Credit markets were positive in 2024, with the BofAML HY Master II Index increasing by 8.2%, while the S&P/LSTA Leveraged Loan Index increased by 8.7%.

In terms of economic conditions in the U.S., the Bureau of Economic Analysis reported real GDP increased at an annual rate of 2.8% in 2024, following an increase of 2.9% in 2023. As of January 2025, the International Monetary Fund estimated that the U.S. economy will expand by 2.7% in 2025 and 2.1% in 2026. The U.S. Bureau of Labor Statistics reported that the U.S. unemployment rate increased to 4.1% as of December 31, 2024, compared to 3.8% as of December 31, 2023.

Foreign exchange rates can materially impact the valuations of our investments and those of the funds we manage that are denominated in currencies other than the U.S. dollar. The U.S. dollar strengthened in 2024 compared to the euro and the British pound. Relative to the U.S. dollar, the euro depreciated 6.2% in 2024, after appreciating 3.1% in 2023, while the British pound depreciated 1.7% during 2024, after appreciating 5.4% in 2023. Oil finished 2024 in line with 2023, increasing 0.1% from 2023.

We are actively monitoring the developments in Ukraine resulting from the Russia/Ukraine conflict and the economic sanctions and restrictions imposed against Russia, Belarus, and certain Russian and Belarussian entities and individuals. The Company continues to (i) identify and assess any exposure to designated persons or entities across the Company's business; (ii) ensure existing surveillance and controls are calibrated to the evolving sanctions; and (iii) ensure appropriate levels of communication across the Company, and with other relevant market participants, as appropriate.

As of December 31, 2024, the funds we manage have no investments that would cause Apollo or any Apollo managed fund to be in violation of current international sanctions, and we believe the direct exposure of investment portfolios of the funds we manage to Russia and Ukraine is insignificant. The Company and the funds we manage do not intend to make any new material investments in Russia, and have appropriate controls in place to ensure review of any new exposure.

Institutional investors continue to allocate capital towards alternative investment managers in search of more attractive returns, and we believe the business environment remains generally accommodative to raise larger successor funds, launch new products, and pursue attractive strategic growth opportunities.

Interest Rate Environment

Medium and long-term rates increased in 2024, with the U.S. 10-year Treasury yield at 4.58% as of December 31, 2024 compared to 3.88% as of December 31, 2023. Short-term rates decreased in 2024, with the 3-month secured overnight financing rate at 4.31% as of December 31, 2024 compared to 5.33% as of December 31, 2023.

With respect to Retirement Services, Athene's investment portfolio consists predominantly of fixed maturity investments. If prevailing interest rates were to rise, we believe the yield on Athene's new investment purchases may also rise and its investment income from floating rate investments would increase, while the value of its existing investments may decline. If prevailing interest rates were to decline significantly, the yield on Athene's new investment purchases may decline and its investment income from floating rate investments would decrease, while the value of its existing investments may increase.

Athene addresses interest rate risk through managing the duration of the liabilities it sources with assets it acquires through asset liability management ("ALM") modeling. As part of its investment strategy, Athene purchases floating rate investments, which are expected to perform well in a rising interest rate environment and are expected to underperform in a declining rate environment. Athene manages its interest rate risk in a declining rate environment through hedging activity or the issuance of additional floating rate liabilities to lower its overall net floating rate position. As of December 31, 2024, Athene's net invested asset portfolio included \$50.6 billion of floating rate investments, or 20% of its net invested assets, and its net reserve liabilities included \$33.6 billion of floating rate liabilities at notional, or 13% of its net invested assets, resulting in \$17.0 billion of net floating rate assets, or 7% of its net invested assets.

If prevailing interest rates were to rise, we believe Athene's products would be more attractive to consumers and its sales would likely increase. If prevailing interest rates were to decline, it is likely that Athene's products would be less attractive to consumers and its sales would likely decrease. In periods of prolonged low interest rates, the net investment spread may be negatively impacted by reduced investment income to the extent that Athene is unable to adequately reduce policyholder crediting rates due to policyholder guarantees in the form of minimum crediting rates or otherwise due to market conditions. A significant majority of Athene's deferred annuity products have crediting rates that it may reset annually upon renewal, following the expiration of the current guaranteed period. While Athene has the contractual ability to lower these crediting rates to the guaranteed minimum levels, its willingness to do so may be limited by competitive pressures. Athene's funding agreements, other investment-type products, immediate annuities, pension group annuity obligations and life contracts provide little to no discretionary ability to change the rates of interest payable to the respective policyholder or institution.

See “Item 7A. Quantitative and Qualitative Disclosures About Market Risk,” which includes a discussion regarding interest rate and other significant risks and our strategies for managing these risks.

Overview of Results of Operations

Financial Measures under U.S. GAAP - Asset Management

The following discussion of financial measures under U.S. GAAP is based on Apollo’s asset management business as of December 31, 2024.

Revenues

Management Fees

The significant growth of the assets we manage has had a positive effect on our revenues. Management fees are typically calculated based upon any of “net asset value,” “gross assets,” “adjusted par asset value,” “adjusted costs of all unrealized portfolio investments,” “capital commitments,” “invested capital,” “adjusted assets,” “capital contributions,” or “stockholders’ equity,” each as defined in the applicable limited partnership agreement and/or management agreement of the unconsolidated funds or accounts.

Advisory and Transaction Fees, Net

As a result of providing advisory services with respect to actual and potential investments, we are entitled to receive fees for transactions related to the acquisition and, in certain instances, disposition and financing of companies, some of which are portfolio companies of the funds we manage, as well as fees for ongoing monitoring of portfolio company operations and directors’ fees. We also receive advisory fees for advisory services provided to certain funds. In addition, monitoring fees are generated on certain structured portfolio company investments. Under the terms of the limited partnership agreements for certain funds, the management fee payable by the funds may be subject to a reduction based on a certain percentage (up to 100%) of such advisory and transaction fees, net of applicable broken deal costs (“Management Fee Offset”). Such amounts are presented as a reduction to advisory and transaction fees, net, in the consolidated statements of operations. See note 2 to our consolidated financial statements for more detail on advisory and transaction fees, net.

Performance Fees

The general partners of the funds we manage are entitled to an incentive return of normally up to 20% of the total returns of a fund’s capital, depending upon performance of the underlying funds and subject to preferred returns and high water marks, as applicable. Performance fees, categorized as performance allocations, are accounted for as an equity method investment, and effectively, the performance fees for any period are based upon an assumed liquidation of the funds’ assets at the reporting date, and distribution of the net proceeds in accordance with the funds’ allocation provisions. Performance fees categorized as incentive fees, which are not accounted for as an equity method investment, are deferred until fees are probable to not be significantly reversed. The majority of performance fees are comprised of performance allocations.

As of December 31, 2024, approximately 40% of the value of the investments of the funds we manage, on a gross basis, was determined using market-based valuation methods (*i.e.*, reliance on broker or listed exchange quotes) and the remaining 60% was determined primarily by comparable company and industry multiples or discounted cash flow models. See “Item 1A. Risk Factors—Risks Relating to Our Asset Management Business—*The performance of the funds we manage, and our performance, may be adversely affected by the financial performance of portfolio companies of the funds we manage and the industries in which the funds we manage invest*” for discussion regarding certain industry-specific risks that could affect the fair value of certain of the portfolio company investments of the funds we manage.

In certain funds we manage, generally in our equity strategy, the Company does not earn performance fees until the investors have achieved cumulative investment returns on invested capital (including management fees and expenses) in excess of an 8% hurdle rate. Additionally, certain of the credit funds we manage have various performance fee rates and hurdle rates. Certain of the credit funds we manage allocate performance fees to the general partner in a similar manner as the equity funds. In certain funds we manage, as long as the investors achieve their priority returns, there is a catch-up formula whereby the Company earns a priority return for a portion of the return until the Company’s performance fees equate to its performance fee rate for that

fund; thereafter, the Company participates in returns from the fund at the performance fee rate. Performance fees, categorized as performance allocations, are subject to reversal to the extent that the performance fees distributed exceed the amount due to the general partner based on a fund’s cumulative investment returns. The Company recognizes potential repayment of previously received performance fees as a general partner obligation representing all amounts previously distributed to the general partner that would need to be repaid to the Apollo funds if these funds were to be liquidated based on the current fair value of the underlying fund’s investments as of the reporting date. The actual general partner obligation, however, would not become payable or realized until the end of a fund’s life or as otherwise set forth in the respective limited partnership agreement of the fund.

The table below presents an analysis of Apollo’s (i) performance fees receivable on an unconsolidated basis, (ii) unrealized performance fees and (iii) realized performance fees, inclusive of realized incentive fees:

	As of December 31,		Performance Fees for the Year Ended December			Performance Fees for the Year Ended December 31,			Performance Fees for the Year Ended December 31,		
	2024	2023	31, 2024			2023			2022		
(In millions)	Performance Fees Receivable on an Unconsolidated Basis		Unrealized	Realized	Total	Unrealized	Realized	Total	Unrealized	Realized	Total
Accord and Accord+ Funds	\$ 93	\$ 59	\$ 34	\$ 20	\$ 54	\$ 59	\$ —	\$ 59	\$ —	\$ —	\$ —
AIOF I and II	57	18	39	—	39	8	5	13	(5)	27	22
ANRP I, II and III ¹	48	47	36	25	61	(12)	2	(10)	(66)	3	(63)
Athora	84	100	(15)	—	(15)	(18)	—	(18)	40	—	40
Credit Strategies	113	87	1	112	113	4	83	87	(4)	4	—
EPF Funds ¹	21	15	—	19	19	(121)	34	(87)	(79)	48	(31)
FCI Funds	109	86	23	—	23	10	—	10	(1)	—	(1)
Freedom Parent Holdings	40	63	(53)	117	64	63	—	63	—	—	—
Fund X	199	1	198	—	198	1	—	1	—	—	—
Fund IX	1,597	1,714	(117)	419	302	453	288	741	494	200	694
Fund VIII ²	23	111	(158)	4	(154)	(259)	118	(141)	(357)	22	(335)
Fund VII	—	27	(26)	27	1	(13)	18	5	(38)	44	6
Fund VI	31	22	—	9	9	(3)	8	5	(1)	3	2
Fund IV and Fund V ⁴	—	—	—	—	—	30	(30)	—	—	—	—
HVF I	60	45	15	9	24	1	41	42	(62)	116	54
HVF II	168	—	168	—	168	—	—	—	—	—	—
MidCap Financial	43	38	5	38	43	(143)	57	(86)	36	19	55
Redding Ridge Holdings	164	118	45	35	80	27	34	61	(8)	23	15
Other ^{1,3}	617	521	69	294	363	31	230	261	49	158	207
Total	\$ 3,467	\$ 3,072	\$ 264	\$ 1,128	\$ 1,392	\$ 118	\$ 888	\$ 1,006	\$ (2)	\$ 667	\$ 665
Total, net of profit sharing payable ⁴ /expense	\$ 1,684	\$ 1,507	\$ 118	\$ 516	\$ 634	\$ (54)	\$ 335	\$ 281	\$ (17)	\$ 130	\$ 113

¹ As of December 31, 2024, certain funds had \$213 million in general partner obligations to return previously distributed performance fees. The fair value gain on investments and income at the fund level needed to reverse the general partner obligations was \$2.1 billion as of December 31, 2024.

² As of December 31, 2024, the remaining investments and escrow cash of Fund VIII was valued at 86% of the fund’s unreturned capital, which was below the required escrow ratio of 115%. As a result, the fund is required to place in escrow current and future performance fee distributions to the general partner until the specified return ratio of 115% is met (at the time of a future distribution) or upon liquidation. As of December 31, 2024, Fund VIII had \$138 million of gross performance fees or \$80 million net of profit sharing, in escrow. With respect to Fund VIII, realized performance fees currently distributed to the general partner are limited to potential tax distributions and interest on escrow balances per the fund’s partnership agreement. Performance fees receivable as of December 31, 2024 and realized performance fees for the year ended December 31, 2024 include interest earned on escrow balances that is not subject to contingent repayment.

³ Other includes certain SIAs.

⁴ There was a corresponding profit sharing payable of \$1.8 billion as of December 31, 2024, including profit sharing payable related to amounts in escrow and contingent consideration obligations of \$67 million.

The general partners of certain of the funds we manage accrue performance fees, categorized as performance allocations, when the fair value of investments exceeds the cost basis of the individual investors’ investments in the fund, including any allocable share of expenses incurred in connection with such investments, which we refer to as “high water marks.” These high water marks are applied on an individual investor basis. Certain of the funds we manage have investors with various high water marks, the achievement of which is subject to market conditions and investment performance.

Performance fees from certain funds we manage are subject to contingent repayment by the general partner in the event of future losses to the extent that the cumulative performance fees distributed from inception to date exceeds the amount computed as due to the general partner at the final distribution. These general partner obligations, if applicable, are included in due to related parties on the consolidated statements of financial condition.

The following table summarizes our performance fees since inception through December 31, 2024:

<i>(In millions)</i>	Performance Fees Since Inception ¹				
	Undistributed by Fund and Recognized	Distributed by Fund and Recognized ²	Total Undistributed and Distributed by Fund and Recognized ³	General Partner Obligation ³	Maximum Performance Fees Subject to Potential Reversal ⁴
Accord and Accord+ Funds	93	47	140	—	93
AIOF I and II	57	63	120	—	80
ANRP I, II and III	48	186	234	12	94
Athora	84	—	84	—	84
Credit Strategies	113	373	486	—	106
EPF Funds	21	527	548	110	35
FCI Funds	109	24	133	—	109
Freedom Parent Holdings	40	87	127	—	10
Fund X	199	—	199	—	199
Fund IX	1,597	1,297	2,894	—	2,320
Fund VIII	23	1,783	1,806	70	1,162
Fund VII	—	3,271	3,271	—	—
Fund VI	31	1,664	1,695	—	—
Fund IV and Fund V	—	2,023	2,023	1	—
HVF I	60	252	312	—	183
HVF II	168	—	168	—	168
MidCap Financial	43	166	209	—	43
Redding Ridge Holdings	164	—	164	—	129
Other ⁵	617	2,638	3,255	20	700
Total	\$ 3,467	\$ 14,401	\$ 17,868	\$ 213	\$ 5,515

¹ Certain funds are denominated in euros and historical figures are translated into U.S. dollars at an exchange rate of €1.00 to \$1.04 as of December 31, 2024. Certain funds are denominated in pounds sterling and historical figures are translated into U.S. dollars at an exchange rate of £1.00 to \$1.25 as of December 31, 2024.

² Amounts in “Distributed by Fund and Recognized” for the Citi Property Investors (“CPI”), Gulf Stream Asset Management, LLC (“Gulf Stream”), Stone Tower Capital LLC and its related companies (“Stone Tower”) funds and SIAs are presented for activity subsequent to the respective acquisition dates. Amounts exclude certain performance fees from business development companies and Redding Ridge Holdings LP (“Redding Ridge Holdings”), an affiliate of Redding Ridge.

³ Amounts were computed based on the fair value of fund investments on December 31, 2024. Performance fees have been allocated to and recognized by the general partner. Based on the amount allocated, a portion is subject to potential reversal or, to the extent applicable, has been reduced by the general partner obligation to return previously distributed performance fees at December 31, 2024. The actual determination and any required payment of any such general partner obligation would not take place until the final disposition of the fund’s investments based on contractual termination of the fund.

⁴ Represents the amount of performance fees that would be reversed if remaining fund investments became worthless on December 31, 2024. Amounts subject to potential reversal of performance fees include amounts undistributed by a fund (*i.e.*, the performance fees receivable), as well as a portion of the amounts that have been distributed by a fund, net of taxes and not subject to a general partner obligation to return previously distributed performance fees, except for those funds that are gross of taxes as defined in the respective funds’ governing documents.

⁵ Other includes certain SIAs.

Expenses

Compensation and Benefits

The most significant expense in our asset management business is compensation and benefits expense. This consists of fixed salary, discretionary and non-discretionary bonuses, profit sharing expense associated with the performance fees earned and compensation expense associated with the vesting of non-cash equity-based awards.

Our compensation arrangements with certain employees contain a significant performance-based incentive component. Therefore, as our net revenues increase, our compensation costs rise. Our compensation costs also reflect the increased investment in people as we expand geographically and create new funds.

In addition, certain professionals and selected other individuals have a profit sharing interest in the performance fees earned in order to better align their interests with our own and with those of the investors in the funds we manage. Profit sharing expense is part of our compensation and benefits expense and is generally based upon a fixed percentage of performance fees. Certain of

our performance-based incentive arrangements provide for compensation based on realized performance fees which includes fees earned by the general partners of the funds we manage under the applicable fund limited partnership agreements based upon transactions that have closed or other rights to incentive income cash that have become fixed in the applicable calendar year period. Profit sharing expense can reverse during periods when there is a decline in performance fees that were previously recognized. Profit sharing amounts are normally distributed to employees after the corresponding investment gains have been realized and generally before preferred returns are achieved for the investors. Therefore, changes in our unrealized performance fees have the same effect on our profit sharing expense. Profit sharing expense increases when unrealized performance fees increase. Realizations only impact profit sharing expense to the extent that the effects on investments have not been recognized previously. If losses on other investments within a fund are subsequently realized, the profit sharing amounts previously distributed are normally subject to a general partner obligation to return performance fees previously distributed back to the funds. This general partner obligation due to the funds would be realized only when the fund is liquidated, which generally occurs at the end of the fund's term. However, indemnification obligations also exist for realized gains with respect to certain funds, which, although our Former Managing Partners and Contributing Partners would remain personally liable, may indemnify our Former Managing Partners and Contributing Partners for 17.5% to 100% of the previously distributed profits regardless of the fund's future performance. See note 18 to our consolidated financial statements for further information regarding the Company's indemnification liability.

The Company grants equity awards to certain employees, including RSUs and restricted shares of common stock, that generally vest and become exercisable in quarterly installments or annual installments depending on the award terms. In some instances, vesting of an RSU is also subject to the Company's receipt of performance fees, within prescribed periods, sufficient to cover the associated equity-based compensation expense. See note 15 to our consolidated financial statements for further discussion of equity-based compensation.

Other expenses

The balance of our other expenses includes interest, placement fees, and general, administrative and other operating expenses. Interest expense consists primarily of interest related to the senior and subordinated notes as discussed in note 14 to our consolidated financial statements. Placement fees are incurred in connection with our capital raising activities. In cases where the limited partners of the funds are determined to be the customer in an arrangement, placement fees may be capitalized as a cost to acquire a customer contract, and amortized over the life of the customer contract. General, administrative and other expenses includes occupancy expense, depreciation and amortization, professional fees and costs related to travel, information technology and administration. Occupancy expense represents charges related to office leases and associated expenses, such as utilities and maintenance fees. Depreciation and amortization of fixed assets is normally calculated using the straight-line method over their estimated useful lives, ranging from two to sixteen years, taking into consideration any residual value. Leasehold improvements are amortized over the shorter of the useful life of the asset or the expected term of the lease. Intangible assets are amortized based on the future cash flows over the expected useful lives of the assets.

Other Income (Loss)

Net Gains (Losses) from Investment Activities

Net gains (losses) from investment activities include both realized gains and losses and the change in unrealized gains and losses in our investment portfolio between the opening reporting date and the closing reporting date. Net unrealized gains (losses) are a result of changes in the fair value of unrealized investments and reversal of unrealized gains (losses) due to dispositions of investments during the reporting period. Significant judgment and estimation goes into the assumptions that drive these models and the actual values realized with respect to investments could be materially different from values obtained based on the use of those models. The valuation methodologies applied impact the reported value of investment company holdings and their underlying portfolios in our consolidated financial statements.

Net Gains (Losses) from Investment Activities of Consolidated Variable Interest Entities ("VIEs")

Changes in the fair value of the consolidated VIEs' assets and liabilities and related interest, dividend and other income and expenses subsequent to consolidation are presented within net gains (losses) from investment activities of consolidated variable interest entities and are attributable to non-controlling interests in the consolidated statements of operations.

Other Income (Losses), Net

Other income (losses), net includes gains (losses) arising from the remeasurement of foreign currency denominated assets and liabilities, remeasurement of the tax receivable agreement liability and other miscellaneous non-operating income and expenses.

Financial Measures under U.S. GAAP - Retirement Services

The following discussion of financial measures under U.S. GAAP is based on the Company's retirement services business, which is operated by Athene, as of December 31, 2024.

Revenues

Premiums

Premiums for long-duration contracts, including products with fixed and guaranteed premiums and benefits, are recognized as revenue when due from policyholders. Insurance revenues are reported net of reinsurance ceded.

Product charges

Revenues for universal life-type policies and investment contracts, including surrender and market value adjustments, costs of insurance, policy administration, GMDB, GLWB and no-lapse guarantee charges, are earned when assessed against policyholder account balances during the period.

Net investment income

Net investment income is a significant component of Athene's total revenues. Athene recognizes investment income as it accrues or is legally due, net of investment management and custody fees. Investment income on fixed maturity securities includes coupon interest, as well as the amortization of any premium and the accretion of any discount. Investment income on equity securities represents dividend income and preferred coupon interest.

Investment related gains (losses)

Investment related gains (losses) primarily consist of (i) realized gains and losses on sales of investments, (ii) unrealized gains or losses relating to identified risks within AFS securities in fair value hedging relationships, (iii) gains and losses on trading securities, (iv) gains and losses on equity securities, (v) changes in the fair value of the embedded derivatives and derivatives not designated as a hedge, (vi) changes in the fair value of mortgage loan assets and (vii) changes in the provision for credit losses.

Expenses

Interest sensitive contract benefits

Universal life-type policies and investment contracts include traditional deferred annuities; indexed annuities consisting of fixed indexed, index-linked variable annuities in the accumulation phase, and assumed indexed universal life without significant mortality risk; funding agreements; immediate annuities without significant mortality risk (which include pension group annuities without life contingencies); universal life insurance; and other investment contracts inclusive of assumed endowments without significant mortality risk. Liabilities for traditional deferred annuities, indexed annuities, funding agreements and universal life insurance are carried at the account balances without reduction for potential surrender or withdrawal charges, except for a block of universal life business ceded to Global Atlantic Financial Group Limited (together with its subsidiaries, "Global Atlantic"), which is carried at fair value. Fixed indexed annuity, index-linked variable annuity and indexed universal life insurance contracts contain an embedded derivative. Benefit reserves for these contracts are reported as the sum of the fair value of the embedded derivative and the host (or guaranteed) component of the contracts. The fair value of the embedded derivatives represents the present value of cash flows attributable to the indexed strategies. The host contract is established at contract inception as the initial account value less the initial fair value of the embedded derivative and accreted over the policy's life. Liabilities for immediate annuities without significant mortality risk are calculated as the present value of future liability cash flows and policy maintenance expenses discounted at contractual interest rates. Certain contracts are offered with additional contract features that meet the definition of a market risk benefit. See "—Market risk benefits remeasurement (gains)

losses” below for further information.

Changes in interest sensitive contract liabilities, excluding deposits and withdrawals, are recorded in interest sensitive contract benefits or product charges on the consolidated statements of operations.

Future policy and other policy benefits

Athene issues or reinsures contracts classified as long-duration, which include term and whole life, accident and health, disability, and deferred and immediate annuities with life contingencies (which include pension group annuities with life contingencies).

Liabilities for nonparticipating long-duration contracts are established as the estimated present value of benefits Athene expects to pay to or on behalf of the policyholder and related expenses less the present value of the net premiums to be collected, referred to as the net premium ratio. Liabilities for nonparticipating long-duration contracts are established using accepted actuarial valuation methods which require the use of assumptions related to discount rate, expenses, longevity, mortality, morbidity, persistency and other policyholder behavior. The liability for nonparticipating long-duration contracts is discounted using an upper-medium grade fixed income instrument yield aligned to the characteristics of the liability, including the duration and currency of the underlying cash flows.

Changes in the value of the liability for nonparticipating long-duration contracts due to changes in the discount rate are recognized as a component of OCI on the consolidated statements of comprehensive income (loss). Changes in the liability for remeasurement gains or losses and all other changes in the liability are recorded in future policy and other policy benefits on the consolidated statements of operations.

Future policy benefits include liabilities for no-lapse guarantees on universal life insurance and fixed indexed universal life insurance. Each reporting period, expected excess benefits and assessments are updated with actual excess benefits and assessments. Athene also periodically revises the key assumptions used in the calculation of the liabilities that result in revisions to the expected excess benefits and assessments. The effects of changes in assumptions are recorded as unlocking in the period in which the changes are made. Changes in the liabilities associated with no-lapse guarantees are recorded in future policy and other policy benefits on the consolidated statements of operations.

Market risk benefits remeasurement (gains) losses

Market risk benefits represent contracts or contract features that both provide protection to the contract holder from, and expose the insurance entity to, other-than-nominal capital market risk. Athene’s deferred annuity contracts contain GLWB and GMDB riders that meet the criteria for, and are classified as, market risk benefits.

Market risk benefits are measured at fair value at the contract level and may be recorded as a liability or an asset, which are included in market risk benefits or other assets, respectively, on the consolidated statements of financial condition. Fees and assessments collectible from the policyholder at contract inception are allocated to the extent they are attributable to the market risk benefit. If the fees are sufficient to cover the projected benefits, a non-option based valuation model is used. If the fees are insufficient to cover the projected benefits, an option-based valuation model is used to compute the market risk benefit liability at contract inception, with an equal and offsetting adjustment recognized in interest sensitive contract liabilities.

Changes in fair value of market risk benefits are recorded in market risk benefits remeasurement (gains) losses on the consolidated statements of operations, excluding portions attributed to changes in instrument-specific credit risk, which are recorded in OCI on the consolidated statements of comprehensive income (loss). Ceded market risk benefits are measured at fair value and recorded within reinsurance recoverable on the consolidated statements of financial condition.

Amortization of deferred acquisition costs, deferred sales inducements, and value of business acquired

Costs related directly to the successful acquisition of new, or the renewal of existing, insurance or investment contracts are deferred. These costs consist of commissions and policy issuance costs, as well as sales inducements credited to policyholder account balances, and are included in deferred acquisition costs, deferred sales inducements and value of business acquired on the consolidated statements of financial condition.

Deferred costs related to universal life-type policies and investment contracts with significant revenue streams from sources other than investment of the policyholder funds are grouped into cohorts based on issue year and contract type and amortized on a constant level basis over the expected term of the related contracts. The cohorts and assumptions used for the amortization of deferred costs are consistent with those used in estimating the related liabilities for these contracts. Deferred costs related to investment contracts without significant revenue streams from sources other than investment of the policyholder funds are amortized using the effective interest method. The effective interest method amortizes the deferred costs by discounting the future liability cash flows at a break-even rate. The break-even rate is solved for such that the present value of future liability cash flows is equal to the net liability at the inception of the contract. VOBA associated with acquired contracts can be either positive or negative and is amortized in relation to respective policyholder liabilities. Significant assumptions that impact VOBA amortization are consistent with those that impact the measurement of policyholder liabilities.

Amortization of DAC, DSI and VOBA is included in amortization of deferred acquisition costs, deferred sales inducements and value of business acquired on the consolidated statements of operations.

Policy and other operating expenses

Policy and other operating expenses include normal operating expenses, policy acquisition expenses, interest expense, dividends to policyholders, integration, restructuring and other non-operating expenses and stock compensation expenses.

Other Financial Measures under U.S. GAAP

Income Taxes

Significant judgment is required in determining the provision for income taxes and in evaluating income tax positions, including evaluating uncertainties. We recognize the income tax benefits of uncertain tax positions only where the position is “more likely than not” to be sustained upon examination, including resolution of any related appeals or litigation, based on the technical merits of the positions. The tax benefit is measured as the largest amount of benefit that has a greater than 50% likelihood of being realized upon ultimate settlement. If a tax position is not considered more likely than not to be sustained, then no benefits of the position are recognized. The Company’s income tax positions are reviewed and evaluated quarterly to determine whether or not we have uncertain tax positions that require financial statement recognition or de-recognition.

Deferred tax assets and liabilities are recognized for the expected future tax consequences, using currently enacted tax rates, of differences between the carrying amount of assets and liabilities and their respective tax basis. The effect on deferred tax assets and liabilities of a change in tax rates is recognized in income in the period when the change is enacted. Deferred tax assets are reduced by a valuation allowance when it is more likely than not that some portion or all of the deferred tax assets will not be realized.

Non-Controlling Interests

For entities that are consolidated, but not 100% owned, a portion of the income or loss and corresponding equity is allocated to owners other than Apollo. The aggregate of the income or loss and corresponding equity that is not owned by the Company is included in non-controlling interests in the consolidated financial statements. Non-controlling interests primarily include limited partner interests in certain consolidated funds and VIEs.

The authoritative guidance for non-controlling interests in the consolidated financial statements requires reporting entities to present non-controlling interest as equity and provides guidance on the accounting for transactions between an entity and non-controlling interests. According to the guidance, (1) non-controlling interests are presented as a separate component of stockholders’ equity on the Company’s consolidated statements of financial condition, (2) net income (loss) includes the net income (loss) attributable to the non-controlling interest holders on the Company’s consolidated statements of operations, and (3) profits and losses are allocated to non-controlling interests in proportion to their ownership interests regardless of their basis.

Managing Business Performance - Key Segment and Non-U.S. GAAP Performance Measures

We believe that the presentation of Segment Income supplements a reader's understanding of the economic operating performance of each of our segments.

Segment Income and Adjusted Net Income

Segment Income is the key performance measure used by management in evaluating the performance of the Asset Management, Retirement Services, and Principal Investing segments. See note 21 to the consolidated financial statements for more details regarding the components of Segment Income and management's consideration of Segment Income.

We believe that Segment Income is helpful for an understanding of our business and that investors should review the same supplemental financial measure that management uses to analyze our segment performance. This measure supplements and should be considered in addition to and not in lieu of the results of operations discussed above in "— Overview of Results of Operations" that have been prepared in accordance with U.S. GAAP.

Adjusted Net Income ("ANI") represents Segment Income less HoldCo interest and other financing costs and estimated income taxes. For purposes of calculating the Adjusted Net Income tax rate, Segment Income is reduced by HoldCo interest and financing costs. Income taxes on FRE and PII represents the total current corporate, local, and non-U.S. taxes as well as the current payable under Apollo's tax receivable agreement. Income taxes on FRE and PII excludes the impacts of deferred taxes and the remeasurement of the tax receivable agreement, which arise from changes in estimated future tax rates. Certain assumptions and methodologies that impact the implied FRE and PII income tax provision are similar to those used under U.S. GAAP. Specifically, certain deductions considered in the income tax provision under U.S. GAAP relating to transaction related charges, equity-based compensation, and tax deductible interest expense are taken into account for the implied tax provision. Income Taxes on SRE represent the total current and deferred tax expense or benefit on income before taxes adjusted to eliminate the impact of the tax expense or benefit associated with the non-operating adjustments. Management believes the methodologies used to compute income taxes on FRE, SRE, and PII are meaningful to each segment and increases comparability of income taxes between periods.

Fee Related Earnings, Spread Related Earnings and Principal Investing Income

Fee Related Earnings, or "FRE", is a component of Segment Income that is used to assess the performance of the Asset Management segment.

Spread Related Earnings, or "SRE", is a component of Segment Income that is used to assess the performance of the Retirement Services segment, excluding certain market volatility, which consists of investment gains (losses), net of offsets and non-operating change in insurance liabilities and related derivatives, and certain expenses related to integration, restructuring, equity-based compensation, and other expenses.

Non-operating change in insurance liabilities and related derivatives includes the change in fair values of derivatives and embedded derivatives, non-operating change in funding agreements, change in fair value of market risk benefits, and non-operating change in liability for future policy benefits.

Principal Investing Income, or "PII", is a component of Segment Income that is used to assess the performance of the Principal Investing segment.

See note 21 to the consolidated financial statements for more details regarding the components of FRE, SRE, and PII.

We use Segment Income, ANI, FRE, SRE and PII as measures of operating performance, not as measures of liquidity. These measures should not be considered in isolation or as a substitute for net income or other income data prepared in accordance with U.S. GAAP. The use of these measures without consideration of their related U.S. GAAP measures is not adequate due to the adjustments described above.

Net Invested Assets

In managing its business, Athene analyzes net invested assets, which does not correspond to total Athene investments, including investments in related parties, as disclosed in the consolidated statements of financial condition and notes thereto. Net invested

assets represent the investments that directly back Athene's net reserve liabilities as well as surplus assets. Net invested assets is used in the computation of net investment earned rate, which is used to analyze the profitability of Athene's investment portfolio. Net invested assets include (a) total investments on the consolidated statements of financial condition with AFS securities, trading securities and mortgage loans at cost or amortized cost, excluding derivatives, (b) cash and cash equivalents and restricted cash, (c) investments in related parties, (d) accrued investment income, (e) VIE and VOE assets, liabilities and non-controlling interest adjustments, (f) net investment payables and receivables, (g) policy loans ceded (which offset the direct policy loans in total investments) and (h) an adjustment for the allowance for credit losses. Net invested assets exclude the derivative collateral offsetting the related cash positions. Athene includes the underlying investments supporting its assumed funds withheld and modco agreements and excludes the underlying investments related to ceded reinsurance transactions in its net invested assets calculation in order to match the assets with the income received. Athene believes the adjustments for reinsurance provide a view of the assets for which it has economic exposure. Net invested assets include Athene's proportionate share of ACRA investments, based on its economic ownership, but do not include the proportionate share of investments associated with the non-controlling interests. Net invested assets are averaged over the number of quarters in the relevant period to compute a net investment earned rate for such period. While Athene believes net invested assets is a meaningful financial metric and enhances the understanding of the underlying drivers of its investment portfolio, it should not be used as a substitute for Athene's total investments, including related parties, presented under U.S. GAAP.

Results of Operations

Below is a discussion of our consolidated statements of operations for the years ended December 31, 2024, 2023 and 2022. For additional analysis of the factors that affected our results at the segment level, see "—Segment Analysis" below:

	Years ended December 31,		Total Change	Percentage Change	Years ended December 31,		Total Change	Percentage Change
	2024	2023			2023	2022		
<i>(In millions, except percentages)</i>								
Revenues								
Asset Management								
Management fees	\$ 1,899	\$ 1,772	\$ 127	7.2%	\$ 1,772	\$ 1,503	\$ 269	17.9%
Advisory and transaction fees, net	822	623	199	31.9	623	443	180	40.6
Investment income (loss)	1,305	1,032	273	26.5	1,032	796	236	29.6
Incentive fees	150	80	70	87.5	80	27	53	196.3
	<u>4,176</u>	<u>3,507</u>	<u>669</u>	<u>19.1</u>	<u>3,507</u>	<u>2,769</u>	<u>738</u>	<u>26.7</u>
Retirement Services								
Premiums	1,318	12,749	(11,431)	(89.7)	12,749	11,638	1,111	9.5
Product charges	1,016	848	168	19.8	848	718	130	18.1
Net investment income	15,718	12,080	3,638	30.1	12,080	8,148	3,932	48.3
Investment related gains (losses)	2,045	1,428	617	43.2	1,428	(12,717)	14,145	NM
Revenues of consolidated variable interest entities	1,822	1,441	381	26.4	1,441	440	1,001	227.5
Other revenues	19	591	(572)	(96.8)	591	(28)	619	NM
	<u>21,938</u>	<u>29,137</u>	<u>(7,199)</u>	<u>(24.7)</u>	<u>29,137</u>	<u>8,199</u>	<u>20,938</u>	<u>255.4</u>
Total Revenues	<u>26,114</u>	<u>32,644</u>	<u>(6,530)</u>	<u>(20.0)</u>	<u>32,644</u>	<u>10,968</u>	<u>21,676</u>	<u>197.6</u>
Expenses								
Asset Management								
Compensation and benefits:								
Salary, bonus and benefits	1,140	1,027	113	11.0	1,027	927	100	10.8
Equity-based compensation	671	938	(267)	(28.5)	938	484	454	93.8
Profit sharing expense	797	757	40	5.3	757	532	225	42.3
Total compensation and benefits	<u>2,608</u>	<u>2,722</u>	<u>(114)</u>	<u>(4.2)</u>	<u>2,722</u>	<u>1,943</u>	<u>779</u>	<u>40.1</u>
Interest expense	226	145	81	55.9	145	124	21	16.9
General, administrative and other	1,170	872	298	34.2	872	682	190	27.9
	<u>4,004</u>	<u>3,739</u>	<u>265</u>	<u>7.1</u>	<u>3,739</u>	<u>2,749</u>	<u>990</u>	<u>36.0</u>
Retirement Services								
Interest sensitive contract benefits	8,949	6,229	2,720	43.7	6,229	538	5,691	NM
Future policy and other policy benefits	3,054	14,434	(11,380)	(78.8)	14,434	12,465	1,969	15.8
Market risk benefits remeasurement (gains) losses	(102)	404	(506)	NM	404	(1,657)	2,061	NM
Amortization of deferred acquisition costs, deferred sales inducements and value of business acquired	941	688	253	36.8	688	444	244	55.0
Policy and other operating expenses	2,136	1,837	299	16.3	1,837	1,372	465	33.9
	<u>14,978</u>	<u>23,592</u>	<u>(8,614)</u>	<u>(36.5)</u>	<u>23,592</u>	<u>13,162</u>	<u>10,430</u>	<u>79.2</u>
Total Expenses	<u>18,982</u>	<u>27,331</u>	<u>(8,349)</u>	<u>(30.5)</u>	<u>27,331</u>	<u>15,911</u>	<u>11,420</u>	<u>71.8</u>
Other income (loss) – Asset Management								
Net gains (losses) from investment activities	58	7	51	NM	7	165	(158)	(95.8)
Net gains (losses) from investment activities of consolidated variable interest entities	90	130	(40)	(30.8)	130	494	(364)	(73.7)
Other income (loss), net	155	136	19	14.0	136	38	98	257.9
Total Other income (loss)	<u>303</u>	<u>273</u>	<u>30</u>	<u>11.0</u>	<u>273</u>	<u>697</u>	<u>(424)</u>	<u>(60.8)</u>
Income (loss) before income tax (provision) benefit	<u>7,435</u>	<u>5,586</u>	<u>1,849</u>	<u>33.1</u>	<u>5,586</u>	<u>(4,246)</u>	<u>9,832</u>	<u>NM</u>
Income tax (provision) benefit	(1,062)	923	(1,985)	NM	923	739	184	24.9
Net income (loss)	<u>6,373</u>	<u>6,509</u>	<u>(136)</u>	<u>(2.1)</u>	<u>6,509</u>	<u>(3,507)</u>	<u>10,016</u>	<u>NM</u>
Net (income) loss attributable to non-controlling interests	(1,796)	(1,462)	(334)	22.8	(1,462)	1,546	(3,008)	NM
Net income (loss) attributable to Apollo Global Management, Inc.	<u>4,577</u>	<u>5,047</u>	<u>(470)</u>	<u>(9.3)</u>	<u>5,047</u>	<u>(1,961)</u>	<u>7,008</u>	<u>NM</u>
Preferred stock dividends	(97)	(46)	(51)	110.9	(46)	—	(46)	NM
Net income (loss) available to Apollo Global Management, Inc. common stockholders	<u>\$ 4,480</u>	<u>\$ 5,001</u>	<u>\$ (521)</u>	<u>(10.4)%</u>	<u>\$ 5,001</u>	<u>\$ (1,961)</u>	<u>\$ 6,962</u>	<u>NM</u>

Note: "NM" denotes not meaningful. Changes from negative to positive amounts and positive to negative amounts are not considered meaningful. Increases or decreases from zero and changes greater than 500% are also not considered meaningful.

A discussion of our consolidated statements of operations for the year ended December 31, 2023 as compared to the year ended December 31, 2022 is included in the Company's Annual Report on Form 10-K filed with the SEC on February 27, 2024 (the "2023 Annual Report").

Year Ended December 31, 2024 Compared to Year Ended December 31, 2023

In this section, references to 2024 refer to the year ended December 31, 2024 and references to 2023 refer to the year ended December 31, 2023.

Asset Management

Revenues

Revenues were \$4.2 billion in 2024, an increase of \$669 million from \$3.5 billion in 2023, primarily driven by an increase in investment income, advisory and transaction fees, net, and management fees.

Investment income increased \$273 million in 2024 to \$1,305 million compared to \$1.0 billion in 2023. The increase in investment income in 2024 was driven by an increase in performance allocations of \$304 million, partially offset by a decrease in principal investment income of \$31 million.

Significant drivers for performance allocations in 2024 were performance allocations primarily earned from Fund IX, Fund X, HVF II, Credit Strategies, Redding Ridge Holdings and Freedom Parent Holdings of \$302 million, \$198 million, \$168 million, \$113 million, \$80 million and \$64 million, respectively, partially offset by performance allocation losses from Fund VIII of \$154 million.

See below for details on the respective performance allocations in 2024.

The performance allocations earned from Fund IX in 2024 were primarily driven by the appreciation and realization of the fund's investments in the (i) manufacturing and industrial and (ii) leisure sectors, and the fund's distressed investments.

The performance allocations earned from Fund X in 2024 were primarily driven by the appreciation and realization of the fund's investments in the (i) consumer and retail and (ii) manufacturing and industrial sectors, and the fund's distressed investments. Moreover, the fund achieved its annualized hurdle rate in 2024.

The performance allocations earned from HVF II in 2024 were primarily driven by the appreciation and realization of the fund's investments in private portfolio companies in the (i) consumer services, (ii) consumer and retail and (iii) manufacturing and industrial sectors. Moreover, the fund achieved its annualized hurdle rate in 2024.

The performance allocations earned from Credit Strategies in 2024 were driven by the net income generated by the fund's investments.

The performance allocations earned from Redding Ridge Holdings in 2024 were primarily driven by existing and new CLO issuances, CLO contract acquisitions, new consulting contracts and the accumulation of warehouse assets.

The performance allocations earned from Freedom Parent Holdings in 2024 were primarily driven by the appreciation of its investment in Wheels, a U.S. corporate fleet lessor platform.

The performance allocation losses from Fund VIII in 2024 were primarily driven by the depreciation of the fund's investments in the (i) media, telecom and technology, (ii) consumer services and (iii) leisure sectors.

Advisory and transaction fees increased by \$199 million to \$822 million in 2024 from \$623 million in 2023. Advisory and transaction fees earned during 2024 were primarily attributable to advisory and transaction fees earned from companies in the (i) media, telecom and technology, (ii) financial services, (iii) manufacturing and industrial, (iv) business services and (v) natural resources sectors.

Management fees increased by \$127 million to \$1.9 billion in 2024 from \$1.8 billion in 2023. The increase in management fees in 2024 was primarily attributable to management fees earned from Atlas, ADS and S3 Equity and Hybrid Solutions, L.P. of \$58 million, \$52 million and \$20 million, respectively, partially offset by a decrease in management fees earned from Fund X of \$21 million. The increase in management fees earned from Atlas, ADS and S3 Equity and Hybrid Solutions, L.P. was driven by an increase in the management fee basis, an increase in subscriptions and higher fee-generating AUM due to additional closes in 2024, respectively. The decrease in management fees earned from Fund X of \$21 million was primarily related to the catch-up management fees earned in 2023.

Expenses

Expenses were \$4.0 billion in 2024, an increase of \$265 million from \$3.7 billion in 2023, primarily due to increases in general, administrative and other and interest expense, partially offset by a decrease in total compensation and benefits expenses. General, administrative and other expenses were \$1.2 billion in 2024, an increase of \$298 million from \$872 million in 2023. The increase in 2024 was primarily driven by \$72 million related to equity interests issued by a subsidiary as part of a restructuring of such entity, as well as \$18 million of fund merger-related costs. Additionally, increases in professional fees, higher travel and entertainment expenses and placement fees also contributed to the higher general, administrative and other expenses in 2024.

Interest expense was \$226 million in 2024, an increase of \$81 million from \$145 million in 2023. The increase in 2024 was primarily driven by higher interest rates from debt issuances offset, in part, by debt repayments in 2024.

Total compensation and benefits were \$2.6 billion in 2024, a decrease of \$114 million from \$2.7 billion in 2023, primarily due to a decrease in equity-based compensation of \$267 million, partially offset by increases in salary, bonus and benefits and profit sharing expense of \$113 million and \$40 million, respectively. The decrease in equity-based compensation of \$267 million was primarily due to special fully vested RSUs that were granted to certain senior leaders in 2023. Equity-based compensation expense, in any given period, is generally comprised of: (i) performance grants which are tied to the Company's receipt of performance fees, within prescribed periods and are typically recognized on an accelerated recognition method over the requisite service period to the extent the performance revenue metrics are met or deemed probable, and (ii) the impact of the 2021 one-time grants awarded to the then Co-Presidents of AAM, all of which vest on a cliff basis subject to continued employment over five years, and a portion of which also vest on the Company's achievement of FRE and SRE per share metrics.

The increase in salary, bonus and benefits of \$113 million was primarily driven by the growth in revenues and increased headcount in 2024. Additionally, there was an increase in profit sharing expense of \$40 million resulting from the corresponding higher investment income during 2024. In any period, the blended profit sharing percentage is impacted by the respective profit sharing ratios of the funds generating performance allocations in the period.

Other Income (Loss)

Other income (loss) was \$303 million in 2024, an increase of \$30 million from \$273 million in 2023. This increase was driven by increases in net gains (losses) from investment activities and other income (loss), net of \$51 million and \$19 million, respectively, offset, in part, by a decrease in net gains (losses) from investment activities of consolidated variable interest entities of \$40 million. See note 6 to the consolidated financial statements for further information on our consolidated variable interest entities.

The increase in net gains (losses) from investment activities of \$51 million was primarily driven by the appreciation in the Company's investment in Global Business Travel Group, Inc. The increase in other income (loss) of \$19 million was primarily attributable to derivative gains and gains from changes in the tax receivable agreement liability, partially offset by an increase in earnout expense associated with a previous acquisition and losses associated with the impact of changes in foreign exchange rates.

Retirement Services

Revenues

Retirement Services revenues were \$21.9 billion in 2024, a decrease of \$7.2 billion from \$29.1 billion in 2023. The decrease was primarily driven by a decrease in premiums and a decrease in other revenues, partially offset by an increase in net investment income, an increase in investment related gains (losses) and an increase in revenues of consolidated VIEs.

Premiums were \$1.3 billion in 2024, a decrease of \$11.4 billion from \$12.7 billion in 2023, primarily driven by a \$9.5 billion decrease in pension group annuity premiums compared to 2023 and a decrease in premiums attributable to the execution of a whole life block reinsurance transaction in the fourth quarter of 2023.

Other revenues were \$19 million in 2024, a decrease of \$572 million from \$591 million in 2023, primarily due to the \$555 million gain on the settlement of the VIAC recapture agreement in 2023.

Net investment income was \$15.7 billion in 2024, an increase of \$3.6 billion from \$12.1 billion in 2023, primarily driven by significant growth in Athene's investment portfolio attributable to strong net flows in 2024 and higher rates on new deployment in comparison to Athene's existing portfolio related to the higher interest rate environment.

Investment related gains (losses) were \$2.0 billion in 2024, an increase of \$617 million from \$1.4 billion in 2023, primarily due to favorable net foreign exchange impacts, a favorable change in the fair value of FIA hedging derivatives and the fair value of Athene's strategic modco reinsurance agreement with Catalina, involving the cession of certain inforce funding agreements, and a favorable change in the provision for credit losses, partially offset by an unfavorable change in fair value of reinsurance assets. The favorable net foreign exchange impacts were primarily related to the strengthening of the U.S. dollar against foreign currencies in 2024 compared to 2023. The change in fair value of FIA hedging derivatives increased \$356 million, primarily driven by the favorable performance of the equity indices upon which Athene's call options are based, with the 2024 impact amplified by the strong growth in Athene's FIA block of business over the previous twelve months. The largest percentage of Athene's call options are based on the S&P 500 Index, which increased 23.3% in 2024, compared to an increase of 24.2% in 2023. The favorable change in the provision for credit losses of \$154 million was primarily driven by intent-to-sell impairments in 2023 related to the timing of the recapture of certain business by VIAC and impacts from the Silicon Valley Bank failure. The change in fair value of reinsurance assets decreased \$932 million, primarily driven by an increase in U.S. Treasury rates in 2024 compared to a decrease in 2023.

Revenues of consolidated VIEs were \$1.8 billion in 2024, an increase of \$381 million from \$1.4 billion in 2023, primarily driven by gains within AAA related to favorable returns on the underlying assets.

Expenses

Retirement Services expenses were \$15.0 billion in 2024, a decrease of \$8.6 billion from \$23.6 billion in 2023. The decrease was driven by a decrease in future policy and other policy benefits and a decrease in market risk benefits remeasurement (gains) losses, partially offset by an increase in interest sensitive contract benefits, an increase in policy and other operating expenses and an increase in DAC, DSI and VOBA amortization. Athene's annual unlocking of assumptions resulted in an increase in total expenses of \$31 million compared to a decrease of \$22 million in 2023. The 2024 unlocking was driven by an increase of \$62 million in market risk benefits, an increase of \$21 million related to DAC, DSI and VOBA and an increase of \$8 million in interest sensitive contract benefits, partially offset by a decrease of \$60 million in future policy and other policy benefits, compared to a decrease of \$94 million in interest sensitive contract benefits and a decrease of \$45 million in future policy and other policy benefits, partially offset by an increase of \$81 million in market risk benefits and an increase of \$36 million related to DAC, DSI and VOBA in 2023.

Future policy and other policy benefits were \$3.1 billion in 2024, a decrease of \$11.4 billion from \$14.4 billion in 2023 primarily driven by a \$9.5 billion decrease in pension group annuity obligations compared to 2023, a decrease in life reserves due to the execution of a \$2.2 billion whole life block reinsurance transaction in the fourth quarter of 2023 and a favorable change in unlocking, partially offset by a \$207 million increase in accrued interest. Unlocking in 2024 was \$60 million favorable consisting of \$104 million of favorable future policy benefit reserve unlocking, partially offset by \$44 million of unfavorable negative VOBA and deferred profit liability unlocking. The favorable unlocking primarily related to favorable projected mortality lowering future benefit payments, partially offset by an increase in the lump sum payment utilization assumption. Unlocking in 2023 was \$45 million favorable consisting of \$297 million of favorable future policy benefit reserve

unlocking, partially offset by \$252 million of unfavorable negative VOBA and deferred profit liability unlocking. The favorable unlocking primarily related to higher interest rates and favorable mortality experience lowering future benefit payments.

Market risk benefits remeasurement (gains) losses were \$(102) million in 2024, a decrease of \$506 million from \$404 million in 2023. The gains in 2024 compared to losses in 2023 were primarily driven by a favorable change in the fair value of market risk benefits and a favorable change in unlocking, partially offset by a \$44 million increase in accrued interest. The change in fair value of market risk benefits was \$567 million favorable compared to 2023 due to an increase in the risk-free discount rate across the curve, which is used in the fair value measurement of the liability for market risk benefits. This impact was partially offset by an unfavorable change in the fair value of market risk benefits of \$25 million related to less favorable equity market performance compared to 2023. The market risk benefits unlocking in 2024 was \$62 million unfavorable primarily due to an increase in the income rider utilization assumption increasing projected claims, partially offset by favorable changes in lapse and enhanced income utilization assumptions, while 2023 unlocking was \$81 million unfavorable primarily due to an increase in the income rider utilization assumption increasing projected claims, partially offset by favorable changes in lapse and income rider restart assumptions.

Interest sensitive contract benefits were \$8.9 billion in 2024, an increase of \$2.7 billion from \$6.2 billion in 2023, primarily driven by significant growth in Athene's deferred annuity and funding agreement blocks of business, higher rates on new deferred annuity and funding agreement issuances in comparison to its existing blocks of business and an unfavorable change in unlocking, partially offset by a decrease in the change in fair value of FIA embedded derivatives. The decrease in the change in fair value of FIA embedded derivatives of \$1.3 billion was primarily due to the favorable change in discount rates used in Athene's embedded derivative calculations as 2024 experienced an increase in discount rates compared to a decrease in 2023. This was partially offset by the favorable performance of the equity indices to which Athene's FIA policies are linked, with the 2024 impact amplified by the strong growth in Athene's FIA block of business over the previous twelve months. The largest percentage of Athene's FIA policies are linked to the S&P 500 Index, which increased 23.3% in 2024, compared to an increase of 24.2% in 2023. The fair value of FIA embedded derivatives unlocking in 2024 was \$67 million unfavorable primarily due to changes to projected interest crediting, while 2023 unlocking was \$20 million favorable primarily due to changes to projected interest crediting, partially offset by an increase in lapse and risk margin assumptions. The negative VOBA unlocking related to Athene's interest sensitive contract liabilities in 2024 was \$59 million favorable mainly due to updated economics and an increase in lapse assumptions, while 2023 unlocking was \$74 million favorable mainly due to an increase in lapse assumptions.

Policy and other operating expenses were \$2.1 billion in 2024, an increase of \$299 million from \$1.8 billion in 2023, primarily driven by \$152 million of expense related to guaranty association assessments levied against Athene in connection with the Bankers Life Insurance Company and Colorado Bankers Life Insurance Company insolvencies and an increase in interest expense. Additionally, policy and other operating expenses increased due to an increase in policy acquisition expenses related to significant volume growth in 2024.

DAC, DSI and VOBA amortization was \$941 million in 2024, an increase of \$253 million from \$688 million in 2023, primarily due to strong growth in Athene's retail channel in 2024, partially offset by a favorable change in unlocking. Unlocking in 2024 was \$21 million unfavorable mainly related to changes to projected interest crediting and an increase in lapse assumptions, while unlocking in 2023 was \$36 million unfavorable mainly related to an increase in lapse assumptions and changes to projected interest crediting.

Income Tax (Provision) Benefit

The Company's income tax (provision) benefit totaled \$(1,062) million and \$923 million in 2024 and 2023, respectively. The change to the provision was primarily related to the increase in pretax income subject to income tax and a one-time deferred tax benefit resulting from the enactment of the Bermuda CIT in the fourth quarter of 2023. The (provision) benefit for income taxes includes federal, state, local and foreign income taxes resulting in an effective income tax rate of 14.3% and (16.5)% for 2024 and 2023, respectively. The most significant reconciling items between the U.S. federal statutory income tax rate and the effective income tax rate were due to the following: (i) foreign, state and local income taxes, including NYC UBT, (ii) income attributable to non-controlling interests, (iii) equity-based compensation net of the limiting provisions for executive compensation under IRC Section 162(m), and (iv) a change in the estimated deferred tax benefit recorded for the Bermuda CIT. The Company does not expect a material increase to its consolidated effective tax rate or earnings and results of operations as a result of the utilization of the deferred tax assets, though the Company can provide no assurance that the impacts will not be material in future years. See note 13 to the consolidated financial statements for further details regarding the Company's income tax (provision) benefit.

Segment Analysis

Discussed below are our results of operations for each of our reportable segments. They represent the segment information available and utilized by management to assess performance and to allocate resources. See note 21 to our consolidated financial statements for more information regarding our segment reporting.

Asset Management

The following table presents Fee Related Earnings, the performance measure of our Asset Management segment.

<i>(In millions, except percentages)</i>	Years ended December 31,				Years ended December 31,			
	2024	2023	Total Change	Percentage Change	2023	2022	Total Change	Percentage Change
Asset Management:								
Management fees - Credit	\$ 2,015	\$ 1,688	\$ 327	19.4%	\$ 1,688	\$ 1,483	\$ 205	13.8%
Management fees - Equity	761	792	(31)	(3.9)	792	651	141	21.7
Management fees	2,776	2,480	296	11.9	2,480	2,134	346	16.2
Capital solutions fees and other, net	668	538	130	24.2	538	414	124	30.0
Fee-related performance fees	208	146	62	42.5	146	72	74	102.8
Fee-related compensation	(925)	(835)	90	10.8	(835)	(754)	81	10.7
Non-compensation expenses	(664)	(561)	103	18.4	(561)	(456)	105	23.0
Fee Related Earnings (FRE)	\$ 2,063	\$ 1,768	\$ 295	16.7%	\$ 1,768	\$ 1,410	\$ 358	25.4%

A discussion of our Asset Management segment analysis for the year ended December 31, 2023 as compared to the year ended December 31, 2022 is included in the Company's 2023 Annual Report.

Year Ended December 31, 2024 Compared to Year Ended December 31, 2023

In this section, references to 2024 refer to the year ended December 31, 2024 and references to 2023 refer to the year ended December 31, 2023.

FRE was \$2,063 million in 2024, an increase of \$295 million compared to \$1,768 million in 2023. This increase was primarily attributable to growth in fee related revenues, including management fees, capital solutions fees and other, net and fee-related performance fees.

The increase in management fees was primarily attributable to management fees earned from Athene and ADS of \$237 million and \$45 million, respectively, driven by increases in fee-generating AUM and increased subscriptions in 2024, respectively, partially offset by a decrease in management fees earned from Fund X of \$21 million, primarily related to the catch-up management fees earned in 2023. Equity management fees included Fund X catch-up management fees of \$45 million in 2023.

Capital solutions fees in 2024 were primarily attributable to fees earned from companies in the (i) media, telecom and technology, (ii) financial services, (iii) manufacturing and industrial and (iv) business services sectors.

The increase in fee-related performance fees in 2024 was primarily attributable to fees earned from ADS of \$54 million, reflecting the growing contribution from Apollo's wealth-focused products.

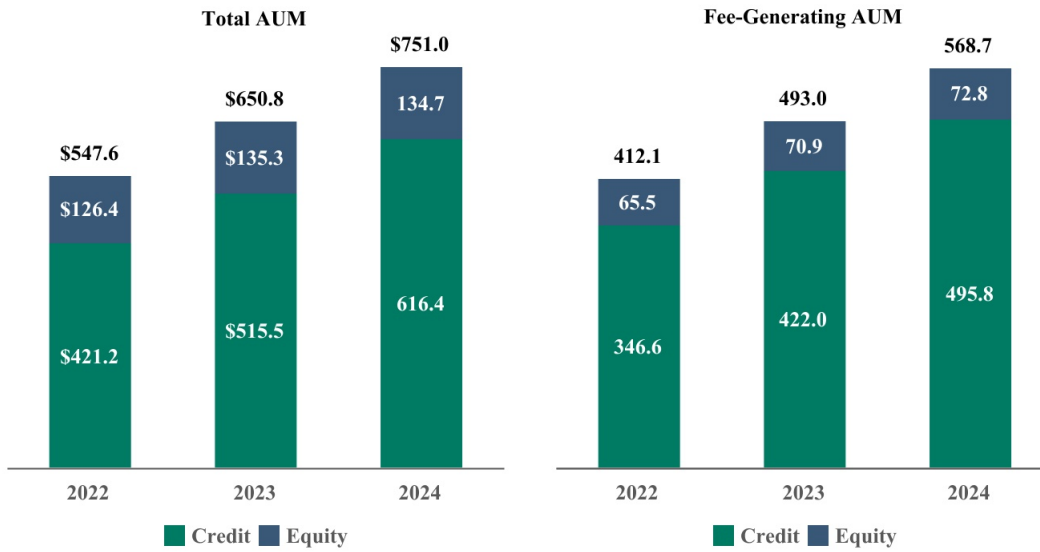
The growth in revenues was offset, in part, by increases in non-compensation expenses and fee-related compensation expense. The increase in non-compensation expenses in 2024 was primarily driven by increases in travel and entertainment expenses, placement fees, depreciation and amortization expenses and higher professional fees. In addition, non-compensation expenses in 2024 included fund merger-related costs of \$15 million. The increase in fee-related compensation was driven by corresponding growth in fee related revenues and increased headcount in 2024.

Asset Management Operating Metrics

We monitor certain operating metrics that are common to the alternative asset management industry and directly impact the performance of our Asset Management segment. These operating metrics include Assets Under Management, origination, gross capital deployment and uncalled commitments.

Assets Under Management

The following presents Apollo's Total AUM and Fee-Generating AUM by investing strategy (in billions):



Note: Totals may not add due to rounding.

The following presents Apollo's AUM with Future Management Fee Potential by investing strategy (in billions):



Note: Totals may not add due to rounding

The following tables present the components of Performance Fee-Eligible AUM for Apollo's investing strategies within the Asset Management segment:

(In millions)

	December 31, 2024		
	Credit	Equity	Total
Performance Fee-Generating AUM ¹	\$ 92,532	\$ 57,665	\$ 150,197
AUM Not Currently Generating Performance Fees	10,454	4,354	14,808
Uninvested Performance Fee-Eligible AUM	30,695	27,779	58,474
Total Performance Fee-Eligible AUM	<u>\$ 133,681</u>	<u>\$ 89,798</u>	<u>\$ 223,479</u>

(In millions)

	December 31, 2023		
	Credit	Equity	Total
Performance Fee-Generating AUM ¹	\$ 77,026	\$ 51,444	\$ 128,470
AUM Not Currently Generating Performance Fees	9,412	6,886	16,298
Uninvested Performance Fee-Eligible AUM	22,933	34,047	56,980
Total Performance Fee-Eligible AUM	<u>\$ 109,371</u>	<u>\$ 92,377</u>	<u>\$ 201,748</u>

¹ Performance Fee-Generating AUM of \$6.1 billion and \$5.4 billion as of December 31, 2024 and December 31, 2023, respectively, are above the hurdle rates or preferred returns and have been deferred to future periods when the fees are probable to not be significantly reversed.

The components of Fee-Generating AUM by investing strategy are presented below:

<i>(In millions)</i>	December 31, 2024		
	Credit	Equity	Total
Fee-Generating AUM based on capital commitments	\$ —	\$ 24,678	\$ 24,678
Fee-Generating AUM based on invested capital	12,462	33,271	45,733
Fee-Generating AUM based on gross/adjusted assets	421,421	5,547	426,968
Fee-Generating AUM based on NAV	61,960	9,327	71,287
Total Fee-Generating AUM	\$ 495,843	\$ 72,823¹	\$ 568,666

¹ The weighted average remaining life of the traditional private equity funds as of December 31, 2024 was 60 months.

<i>(In millions)</i>	December 31, 2023		
	Credit	Equity	Total
Fee-Generating AUM based on capital commitments	\$ 221	\$ 27,868	\$ 28,089
Fee-Generating AUM based on invested capital	10,216	29,583	39,799
Fee-Generating AUM based on gross/adjusted assets	360,777	5,436	366,213
Fee-Generating AUM based on NAV	50,822	8,029	58,851
Total Fee-Generating AUM	\$ 422,036	\$ 70,916¹	\$ 492,952

¹ The weighted average remaining life of the traditional private equity funds as of December 31, 2023 was 70 months.

Apollo, through its consolidated subsidiary, ISG, provides asset management services to Athene with respect to assets in the accounts owned by or related to Athene (“Athene Accounts”), including asset allocation services, direct asset management services, asset and liability matching management, mergers and acquisitions asset diligence, hedging and other asset management services and receives management fees for providing these services. The Company, through ISG, also provides sub-allocation services with respect to a portion of the assets in the Athene Accounts. Apollo, through its asset management business, managed or advised \$331.5 billion and \$278.3 billion of AUM on behalf of Athene as of December 31, 2024 and December 31, 2023, respectively.

Apollo, through ISGI, provides investment advisory services with respect to certain assets in certain portfolio companies of Apollo funds and sub-advises the Athora Accounts and broadly refers to “Athora Sub-Advised” assets as those assets in the Athora Accounts which the Company explicitly sub-advises as well as those assets in the Athora Accounts which are invested directly in funds and investment vehicles Apollo manages. The Company refers to the portion of the Athora AUM that is not Athora Sub-Advised AUM as “Athora Non-Sub Advised” AUM. See note 18 to the consolidated financial statements for more details regarding the fee arrangements with respect to the assets in the Athora Accounts. Apollo managed or advised \$52.4 billion and \$49.9 billion of AUM on behalf of Athora as of December 31, 2024 and December 31, 2023, respectively.

The following tables summarize changes in total AUM for Apollo's investing strategies within the Asset Management segment:

<i>(In millions)</i>	Years ended December 31,					
	2024			2023		
	Credit	Equity	Total	Credit	Equity	Total
Change in Total AUM ¹ :						
Beginning of Period	\$ 515,523	\$ 135,253	\$ 650,776	\$ 421,206	\$ 126,441	\$ 547,647
Inflows	142,628	9,776	152,404	139,613	15,525	155,138
Outflows ²	(52,192)	(7,157)	(59,349)	(44,953)	(2,955)	(47,908)
Net Flows	90,436	2,619	93,055	94,660	12,570	107,230
Realizations	(14,136)	(9,034)	(23,170)	(17,947)	(8,868)	(26,815)
Market Activity ³	24,564	5,812	30,376	17,604	5,110	22,714
End of Period	\$ 616,387	\$ 134,650	\$ 751,037	\$ 515,523	\$ 135,253	\$ 650,776

¹ At the individual strategy level, inflows include new subscriptions, commitments, capital raised, other increases in available capital, purchases, acquisitions and portfolio company appreciation. Outflows represent redemptions, other decreases in available capital and portfolio company depreciation. Realizations represent fund distributions of realized proceeds. Market activity represents gains (losses), the impact of foreign exchange rate fluctuations and other income.

² Outflows for Total AUM include redemptions of \$6.9 billion and \$7.1 billion during the years ended December 31, 2024 and 2023, respectively.

³ Includes foreign exchange impacts of \$(5.3) billion and \$2.4 billion during the years ended December 31, 2024 and 2023, respectively.

Year Ended December 31, 2024

Total AUM was \$751.0 billion at December 31, 2024, an increase of \$100.3 billion, or 15.4%, compared to \$650.8 billion at December 31, 2023. The net increase was primarily driven by subscriptions across the platform and the growth of our retirement services client assets, partially offset by outflows attributable to Atlas and distributions. More specifically, the net increase was due to:

- Net flows of \$93.1 billion primarily attributable to:
 - a \$90.4 billion increase related to the funds we manage in our credit strategy primarily consisting of (i) \$43.1 billion of subscriptions mostly related to the direct origination, asset-backed finance, multi-credit and opportunistic credit funds we manage; (ii) \$34.7 billion related to the growth of our retirement services clients; and (iii) \$22.9 billion of leverage, partially offset by \$(7.0) billion of outflows resulting from the previously announced conclusion of the Atlas SP-Credit Suisse investment management agreement; and
 - a \$2.6 billion increase related to the funds we manage in our equity strategy.
- Realizations of \$(23.2) billion primarily attributable to:
 - \$(14.1) billion related to the funds we manage in our credit strategy, largely driven by distributions from the asset-backed finance, direct origination and opportunistic credit funds we manage, and the anticipated run-off related to the Atlas SP-Credit Suisse investment management agreement; and
 - \$(9.0) billion related to the funds we manage in our equity strategy primarily consisting of distributions across the traditional private equity funds.
- Market activity of \$30.4 billion primarily attributable to:
 - \$24.6 billion related to the funds we manage in our credit strategy primarily consisting of \$14.7 billion related to our retirement services clients, \$3.2 billion related to ISGI, \$2.4 billion related to the opportunistic credit funds, and \$2.1 billion related to the direct origination funds; and
 - \$5.8 billion related to the funds we manage in our equity strategy related to the traditional private equity funds and hybrid value funds we manage.

The following tables summarize changes in Fee-Generating AUM for Apollo's investing strategies within the Asset Management segment:

<i>(In millions)</i>	Years ended December 31,					
	2024			2023		
	Credit	Equity	Total	Credit	Equity	Total
Change in Fee-Generating AUM ¹ :						
Beginning of Period	\$ 422,036	\$ 70,916	\$ 492,952	\$ 346,598	\$ 65,489	\$ 412,087
Inflows	118,318	10,574	128,892	112,272	12,106	124,378
Outflows ²	(60,556)	(6,617)	(67,173)	(48,990)	(5,104)	(54,094)
Net Flows	57,762	3,957	61,719	63,282	7,002	70,284
Realizations	(5,575)	(2,130)	(7,705)	(3,700)	(1,514)	(5,214)
Market Activity ³	21,620	80	21,700	15,856	(61)	15,795
End of Period	\$ 495,843	\$ 72,823	\$ 568,666	\$ 422,036	\$ 70,916	\$ 492,952

¹ At the individual strategy level, inflows include new subscriptions, commitments, capital raised, other increases in available capital, purchases, acquisitions and portfolio company appreciation. Outflows represent redemptions, other decreases in available capital and portfolio company depreciation. Realizations represent fund distributions of realized proceeds. Market activity represents gains (losses), the impact of foreign exchange rate fluctuations and other income.

² Outflows for Fee-Generating AUM include redemptions of \$6.6 billion and \$6.5 billion during the years ended December 31, 2024 and 2023, respectively.

³ Includes foreign exchange impacts of \$(3.8) billion and \$1.7 billion during the years ended December 31, 2024 and 2023, respectively.

Year Ended December 31, 2024

Total Fee-Generating AUM was \$568.7 billion at December 31, 2024, an increase of \$75.7 billion, or 15.4%, compared to \$493.0 billion at December 31, 2023. The net increase was primarily driven by the growth of our retirement services client assets, market activity primarily in our credit strategy, and subscriptions across the platform, partially offset by outflows attributable to Atlas. More specifically, the net increase was due to:

- Net flows of \$61.7 billion primarily attributable to a \$57.8 billion increase related to the funds we manage in our credit strategy primarily consisting of (i) a \$34.7 billion increase related to the growth of our retirement services client assets; (ii) \$18.3 billion of other net fee-generating movements; and (iii) \$15.1 billion of subscriptions primarily related to the direct origination and multi-credit funds we manage, partially offset by \$(7.0) billion of outflows resulting from the previously announced conclusion of the Atlas SP-Credit Suisse investment management agreement.
- Market activity of \$21.7 billion primarily attributable to the funds we manage in our credit strategy consisting of \$14.8 billion related to our retirement services clients and \$2.1 billion related to ISGI.
- Realizations of \$(7.7) billion across the credit and equity strategies.

Origination, Gross Capital Deployment and Uncalled Commitments

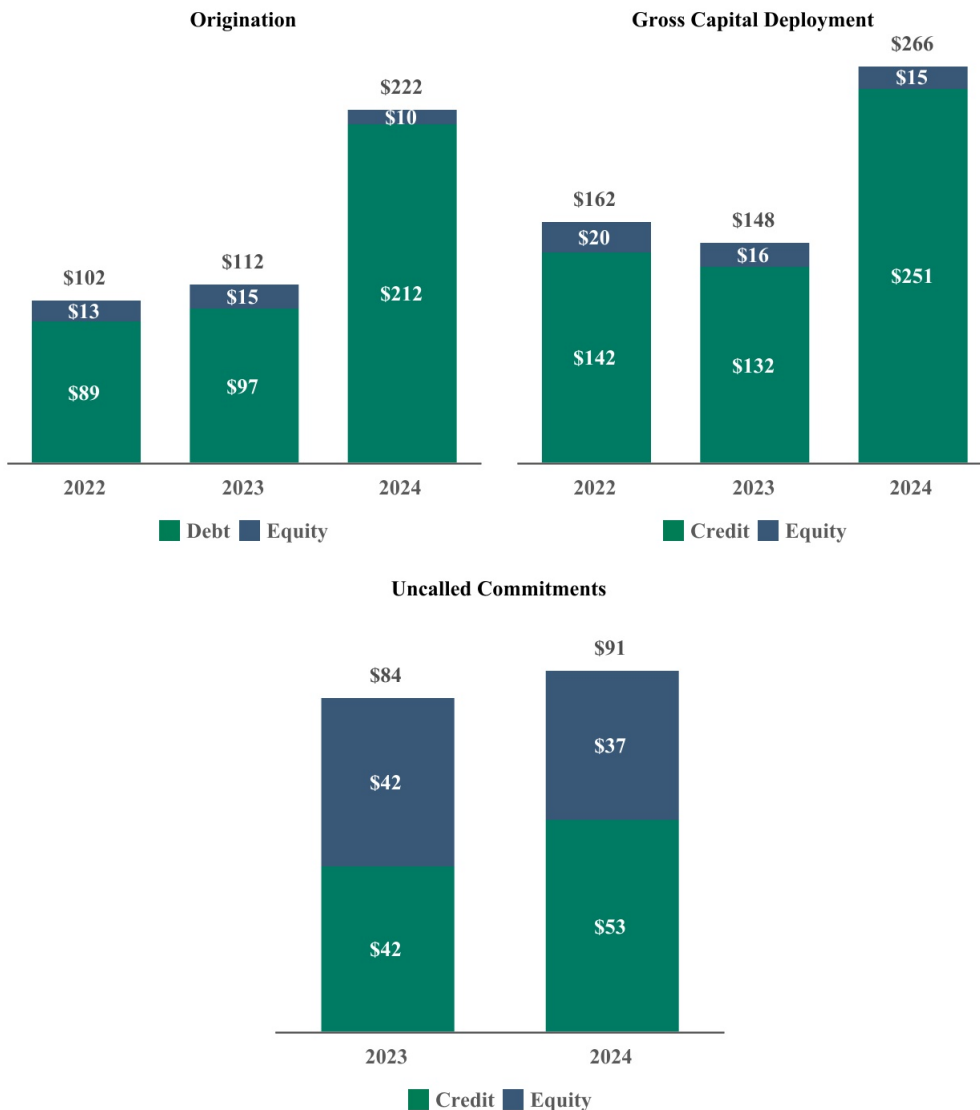
Origination represents (i) capital that has been invested in new equity, debt or debt-like investments by Apollo's equity and credit strategies (whether purchased by funds and accounts managed by Apollo, or syndicated to third parties) where Apollo or one of Apollo's origination platforms has sourced, negotiated, or significantly affected the commercial terms of the investment; (ii) new capital pools formed by debt issuances, including CLOs; and (iii) net purchases of certain assets by the funds and accounts we manage that we consider to be private, illiquid, and hard to access assets and which the funds and accounts otherwise may not be able to meaningfully access. Origination generally excludes any issuance of debt or debt-like investments by the portfolio companies of the funds we manage.

Gross capital deployment represents the gross capital that has been invested by the funds and accounts we manage during the relevant period, but excludes certain investment activities primarily related to hedging and cash management functions at the Company. Gross capital deployment is not reduced or netted down by sales or refinancings, and takes into account leverage used by the funds and accounts we manage in gaining exposure to the various investments that they have made.

Uncalled commitments, by contrast, represent unfunded capital commitments that certain of the funds we manage have received from fund investors to fund future or current fund investments and expenses.

Origination is indicative of our ability to originate assets for the funds we manage, through our origination platforms and our corporate solutions capabilities. Gross capital deployment and uncalled commitments are indicative of the pace and magnitude of fund capital that is deployed or will be deployed. Origination, gross capital deployment and uncalled commitments could result in future revenues that include management fees, capital solutions fees and performance fees to the extent they are fee-generating. They can also give rise to future costs that are related to the hiring of additional resources to manage and account for the additional origination activities and the capital that is deployed or will be deployed. Management uses origination, gross capital deployment and uncalled commitments as key operating metrics since we believe the results are measures of investment activities of the funds we manage.

The following presents origination, gross capital deployment and uncalled commitments (in billions):



Note: Totals may not add due to rounding

As of December 31, 2024 and December 31, 2023, Apollo had \$61 billion and \$58 billion of dry powder, respectively, which represents the amount of capital available for investment or reinvestment subject to the provisions of the applicable limited partnership agreements or other governing agreements of the funds, partnerships and accounts we manage. These amounts exclude uncalled commitments which can only be called for fund fees and expenses and commitments from perpetual capital vehicles.

Retirement Services

The following table presents Spread Related Earnings, the performance measure of our Retirement Services segment:

<i>(In millions, except percentages)</i>	Years ended December 31,		Total Change	Percentage Change	Years ended December 31,		Total Change	Percentage Change
	2024	2023			2023	2022		
Retirement Services:								
Fixed income and other net investment income	\$ 10,805	\$ 8,739	\$ 2,066	23.6%	\$ 8,739	\$ 5,706	\$ 3,033	53.2%
Alternative net investment income	939	864	75	8.7	864	1,206	(342)	(28.4)
Net investment earnings	11,744	9,603	2,141	22.3	9,603	6,912	2,691	38.9
Strategic capital management fees	105	72	33	45.8	72	53	19	35.8
Cost of funds	(7,702)	(5,650)	2,052	36.3	(5,650)	(3,755)	1,895	50.5
Net investment spread	4,147	4,025	122	3.0	4,025	3,210	815	25.4
Other operating expenses	(458)	(481)	(23)	(4.8)	(481)	(462)	19	4.1
Interest and other financing costs	(465)	(436)	29	6.7	(436)	(279)	157	56.3
Spread Related Earnings (SRE)	\$ 3,224	\$ 3,108	\$ 116	3.7%	\$ 3,108	\$ 2,469	\$ 639	25.9%

A discussion of our Retirement Services segment analysis for the year ended December 31, 2023 as compared to the year ended December 31, 2022 is included in the Company's 2023 Annual Report.

Year Ended December 31, 2024 Compared to Year Ended December 31, 2023

In this section, references to 2024 refer to the year ended December 31, 2024 and references to 2023 refer to the year ended December 31, 2023.

Spread Related Earnings

SRE was \$3.2 billion in 2024, an increase of \$116 million, or 4%, compared to \$3.1 billion in 2023. The increase in SRE was primarily driven by higher net investment earnings and strategic capital management fees, partially offset by higher cost of funds and interest and other financing costs.

Net investment earnings increased \$2.1 billion, primarily driven by \$25.3 billion of growth in Athene's average net invested assets, higher rates on new deployment compared to Athene's existing portfolio related to the higher interest rate environment and an increase in alternative net investment income, partially offset by an increase in income attributable to the ACRA non-controlling interests following the sale of a 50% interest in ACRA 2 to ADIP II effective July 1, 2023 and the subsequent increases in the ADIP II ownership of ACRA 2 to 60% effective December 31, 2023 and 63% effective October 1, 2024. The increase in alternative net investment income compared to 2023 was primarily driven by more favorable performance within retirement services and strategic origination platforms, as well as credit, partially offset by less favorable performance within equity. The increase in income from retirement services platforms was primarily related to underperformance from FWD Group Holdings Limited ("FWD") and a decrease in the share price of Challenger Limited ("Challenger") in 2023, partially offset by increased expenses and lower growth impacting the valuation of Athora in 2024. The increase in income from strategic origination platforms was mainly attributable to unfavorable performance from Aqua Finance in 2023 related to macroeconomic headwinds for consumer loan origination, favorable performance from Foundation Home Loans driven by increased origination volumes in 2024 and strong growth within other strategic origination platforms related to the funding of investments in 2024, partially offset by outsized performance from MidCap Financial in 2023.

Strategic capital management fees increased \$33 million due to additional fees received from ADIP II as a result of the sale of a 50% interest in ACRA 2 to ADIP II effective July 1, 2023 and the subsequent increases in the ADIP II ownership of ACRA 2 to 60% effective December 31, 2023 and 63% effective October 1, 2024, as well as new business ceded to ACRA 2 in 2024.

Cost of funds increased \$2.1 billion, primarily driven by growth in and higher rates on new deferred annuity issuances, growth in and higher rates on new institutional business, including the additional costs of swapping to or issuing funding agreements as floating rate to mitigate SRE sensitivity to floating rate assets, an increase in business mix to institutional business at higher crediting rates and the \$114 million operating gain on the settlement of the VIAC recapture agreement in 2023. These impacts were partially offset by an increase in costs attributable to the ACRA non-controlling interests following the sale of a 50% interest in ACRA 2 to ADIP II effective July 1, 2023 and the subsequent increases in the ADIP II ownership of ACRA 2 to 60% effective December 31, 2023 and 63% effective October 1, 2024, as well as a favorable change in unlocking and a favorable impact to pension group annuity balances related to a refinement in methodology. Unlocking, net of the non-controlling interests, was favorable \$16 million primarily related to favorable projected mortality lowering future benefit payments, updated economics and favorable changes in lapse and enhanced income utilization assumptions. These impacts were largely offset by an increase in the income rider utilization assumption increasing projected claims, an increase in the lump sum payment utilization assumption and changes to projected interest crediting. Unlocking, net of the non-controlling interests, in 2023 was unfavorable \$24 million primarily related to an increase in the income rider utilization assumption increasing projected claims. This impact was partially offset by favorable changes in lapse and income rider restart assumptions, as well as higher interest rates and favorable mortality experience lowering future benefit payments.

Interest and other financing costs increased \$29 million related to higher interest expense resulting from Athene's debt issuances in the fourth quarter of 2023 and the first and fourth quarters of 2024, partially offset by lower interest expense resulting from a decrease in the average outstanding balance of short-term repurchase agreements in 2024 compared to 2023.

Net Investment Spread

	Years ended December 31,			Years ended December 31,		
	2024	2023	Change	2023	2022	Change
Fixed income and other net investment earned rate	4.86 %	4.45 %	41bps	4.45 %	3.22 %	123bps
Alternative net investment earned rate	8.03 %	7.22 %	81bps	7.22 %	10.42 %	NM
Net investment earned rate	5.03 %	4.61 %	42bps	4.61 %	3.66 %	95bps
Strategic capital management fees	0.04 %	0.03 %	1bp	0.03 %	0.03 %	0bps
Cost of funds	(3.29)%	(2.71)%	58bps	(2.71)%	(1.98)%	73bps
Net investment spread	1.78 %	1.93 %	(15)bps	1.93 %	1.71 %	22bps

Net investment spread was 1.78% in 2024, a decrease of 15 basis points compared to 1.93% in 2023, primarily driven by higher cost of funds, partially offset by a higher net investment earned rate.

Cost of funds was 3.29% in 2024, an increase of 58 basis points compared to 2.71% in 2023, primarily driven by higher rates on new deferred annuity issuances, higher rates on new institutional business, including the additional costs of swapping to or issuing funding agreements as floating rate to mitigate SRE sensitivity to floating rate assets, an increase in business mix to institutional business at higher crediting rates and the \$114 million operating gain on the settlement of the VIAC recapture agreement in 2023. These impacts were partially offset by an increase in costs attributable to the ACRA non-controlling interests following the sale of a 50% interest in ACRA 2 to ADIP II effective July 1, 2023 and the subsequent increases in the ADIP II ownership of ACRA 2 to 60% effective December 31, 2023 and 63% effective October 1, 2024, as well as a favorable change in unlocking and a favorable impact to pension group annuity balances related to a refinement in methodology.

Net investment earned rate was 5.03% in 2024, an increase of 42 basis points compared to 4.61% in 2023, primarily due to higher returns in both Athene's fixed income and alternative investment portfolios, partially offset by an increase in income attributable to the ACRA non-controlling interests following the sale of a 50% interest in ACRA 2 to ADIP II effective July 1, 2023 and the subsequent increases in the ADIP II ownership of ACRA 2 to 60% effective December 31, 2023 and 63% effective October 1, 2024. Fixed income and other net investment earned rate was 4.86% in 2024, an increase from 4.45% in 2023, primarily driven by higher rates on new deployment compared to Athene's existing portfolio related to the higher interest rate environment. Alternative net investment earned rate was 8.03% in 2024, an increase from 7.22% in 2023, primarily driven by more favorable performance within retirement services and strategic origination platforms, as well as credit, partially offset by less favorable performance within equity. The higher returns on retirement services platforms was primarily related to

underperformance from FWD and a decrease in the share price of Challenger in 2023, partially offset by increased expenses and lower growth impacting the valuation of Athora in 2024. The higher returns from strategic origination platforms was mainly attributable to unfavorable performance from Aqua Finance in 2023 related to macroeconomic headwinds for consumer loan origination and favorable performance from Foundation Home Loans driven by increased origination volumes in 2024, partially offset by outsized performance from MidCap Financial in 2023.

Investment Portfolio

Athene had total investments, including related parties and consolidated VIEs, of \$314.6 billion and \$259.2 billion as of December 31, 2024 and December 31, 2023, respectively. Athene's investment strategy seeks to achieve sustainable risk-adjusted returns through the disciplined management of its investment portfolio against its long-duration liabilities, coupled with the diversification of risk. The investment strategies focus primarily on a buy and hold asset allocation strategy that may be adjusted periodically in response to changing market conditions and the nature of Athene's liability profile. Athene takes advantage of its generally persistent liability profile by identifying investment opportunities with an emphasis on earning incremental yield by taking measured liquidity and complexity risk rather than assuming incremental credit risk. Athene has selected a diverse array of primarily high-grade fixed income assets including corporate bonds, structured securities and commercial and residential real estate loans, among others. Athene also maintains holdings in floating rate and less rate-sensitive instruments, including CLOs, non-agency RMBS and various types of structured products. In addition to its fixed income portfolio, Athene opportunistically allocates approximately 5% of its portfolio to alternative investments where it primarily focuses on fixed income-like, cash flow-based investments.

The following table presents the carrying values of Athene's total investments, including related parties and consolidated VIEs:

<i>(In millions, except percentages)</i>	December 31, 2024		December 31, 2023	
	Carrying Value	Percentage of Total	Carrying Value	Percentage of Total
AFS securities, at fair value				
U.S. government and agencies	\$ 7,151	2.3 %	\$ 5,399	2.1 %
U.S. state, municipal and political subdivisions	921	0.3 %	1,046	0.4 %
Foreign governments	1,568	0.5 %	1,899	0.7 %
Corporate	83,585	26.6 %	78,246	30.2 %
CLO	29,182	9.3 %	20,207	7.8 %
ABS	24,201	7.7 %	13,383	5.2 %
CMBS	10,741	3.4 %	6,591	2.5 %
RMBS	8,015	2.5 %	7,567	2.9 %
Total AFS securities, at fair value	165,364	52.6 %	134,338	51.8 %
Trading securities, at fair value	1,583	0.5 %	1,706	0.7 %
Equity securities	1,290	0.4 %	1,293	0.5 %
Mortgage loans, at fair value	63,239	20.1 %	44,115	17.0 %
Investment funds	107	— %	109	0.1 %
Policy loans	318	0.1 %	334	0.1 %
Funds withheld at interest	18,866	6.0 %	24,359	9.4 %
Derivative assets	8,154	2.6 %	5,298	2.1 %
Short-term investments	447	0.2 %	341	0.1 %
Other investments	2,915	0.9 %	1,206	0.5 %
Total investments	262,283	83.4 %	213,099	82.3 %
Investments in related parties				
AFS securities, at fair value				
Corporate	2,137	0.7 %	1,352	0.5 %
CLO	6,035	1.9 %	4,268	1.7 %
ABS	10,631	3.4 %	8,389	3.2 %
Total AFS securities, at fair value	18,803	6.0 %	14,009	5.4 %
Trading securities, at fair value	573	0.2 %	838	0.3 %
Equity securities, at fair value	234	0.1 %	318	0.1 %
Mortgage loans, at fair value	1,297	0.4 %	1,281	0.5 %
Investment funds	1,853	0.6 %	1,632	0.6 %
Funds withheld at interest	5,050	1.6 %	6,474	2.5 %
Short-term investments	743	0.2 %	947	0.4 %
Other investments, at fair value	331	0.1 %	343	0.1 %
Total related party investments	28,884	9.2 %	25,842	9.9 %
Total investments, including related parties	291,167	92.6 %	238,941	92.2 %
Investments of consolidated VIEs				
Trading securities, at fair value	2,301	0.7 %	2,136	0.8 %
Mortgage loans, at fair value	2,579	0.8 %	2,173	0.8 %
Investment funds, at fair value	17,660	5.6 %	15,820	6.2 %
Other investments	884	0.3 %	103	— %
Total investments of consolidated VIEs	23,424	7.4 %	20,232	7.8 %
Total investments, including related parties and consolidated VIEs	\$ 314,591	100.0 %	\$ 259,173	100.0 %

The \$55.4 billion increase in Athene's total investments, including related parties and consolidated VIEs, as of December 31, 2024 compared to December 31, 2023 was primarily driven by significant growth from gross organic inflows of \$71.0 billion in excess of gross liability outflows of \$33.5 billion, reinvestment of earnings and an increase in derivative assets primarily related to the impact of favorable equity market performance in 2024 on Athene's call options as well as market impacts on Athene's derivative swaps and forward contracts. Additionally, total investments, including related parties and consolidated VIEs,

increased due to the issuance of debt in 2024, the consolidation of new VIEs and an increase in VIE investment funds attributable to favorable performance of the underlying assets within AAA and net contributions from third-party investors into AAA, partially offset by Athene's distribution of certain investments to AGM as a dividend. These impacts were partially offset by unrealized losses on AFS securities in 2024 of \$1.1 billion due to an increase in U.S. Treasury rates, partially offset by credit spread tightening.

Athene's investment portfolio consists largely of high quality fixed maturity securities, loans and short-term investments, as well as additional opportunistic holdings in investment funds and other instruments, including equity holdings. Fixed maturity securities and loans include publicly issued corporate bonds, government and other sovereign bonds, privately placed corporate bonds and loans, mortgage loans, CMBS, RMBS, CLOs and ABS. A significant majority of Athene's AFS portfolio, 97.1% and 96.5% as of December 31, 2024 and December 31, 2023, respectively, was invested in assets considered investment grade with an NAIC designation of 1 or 2.

Athene invests a portion of its investment portfolio in mortgage loans, which are generally comprised of high quality commercial first lien and mezzanine real estate loans. Athene has acquired mortgage loans through acquisitions and reinsurance arrangements, as well as through an active program to invest in new mortgage loans. It invests in CMLs on income producing properties including hotels, apartments, retail and office buildings, and other commercial and industrial properties. Athene's RML portfolio primarily consists of first lien RMLs collateralized by properties located in the U.S.

Funds withheld at interest represent a receivable for amounts contractually withheld by ceding companies in accordance with modco and funds withheld reinsurance agreements in which Athene acts as the reinsurer. Generally, assets equal to statutory reserves are withheld and legally owned by the ceding company.

While the substantial majority of Athene's investment portfolio has been allocated to corporate bonds and structured credit products, a key component of Athene's investment strategy is the opportunistic acquisition of investment funds with attractive risk and return profiles. Athene's investment fund portfolio consists of funds or similar equity structures that employ various strategies including equity and credit funds. Athene has a strong preference for alternative investments that have some or all of the following characteristics, among others: (1) investments with credit- or debt-like characteristics (for example, a stipulated maturity and par value), or alternatively, investments with reduced volatility when compared to pure equity; or (2) investments that Athene believes have less downside risk.

Athene holds derivatives for economic hedging purposes to reduce its exposure to the cash flow variability of assets and liabilities, equity market risk, foreign exchange risk and interest rate risk. Athene's primary use of derivative instruments relates to providing the income needed to fund the annual index credits on its FIA products. Athene primarily uses fixed indexed options to economically hedge indexed annuity products that guarantee the return of principal to the policyholder and credit interest based on a percentage of the gain in a specific market index. Athene also uses derivative instruments, such as forward contracts and swaps, to hedge foreign currency exposure resulting from foreign denominated assets and liabilities and to help manage its net floating rate position.

Net Invested Assets

The following summarizes Athene's net invested assets:

	December 31, 2024		December 31, 2023	
	Net Invested Asset Value ¹	Percentage of Total	Net Invested Asset Value ¹	Percentage of Total
<i>(In millions, except percentages)</i>				
Corporate	\$ 86,051	34.6 %	\$ 82,883	38.1 %
CLO	27,698	11.2 %	20,538	9.4 %
Credit	113,749	45.8 %	103,421	47.5 %
CML	28,055	11.3 %	25,977	11.9 %
RML	27,848	11.2 %	18,021	8.3 %
RMBS	7,635	3.1 %	7,795	3.6 %
CMBS	8,243	3.3 %	5,580	2.6 %
Real estate	71,781	28.9 %	57,373	26.4 %
ABS	28,670	11.5 %	22,202	10.2 %
Alternative investments	12,000	4.8 %	11,659	5.4 %
State, municipal, political subdivisions and foreign government	3,237	1.3 %	3,384	1.5 %
Equity securities	2,201	0.9 %	1,727	0.8 %
Short-term investments	1,015	0.4 %	1,048	0.5 %
U.S. government and agencies	5,531	2.2 %	4,052	1.9 %
Other investments	52,654	21.1 %	44,072	20.3 %
Cash and cash equivalents	6,794	2.7 %	10,467	4.8 %
Other	3,665	1.5 %	2,094	1.0 %
Net invested assets	\$ 248,643	100.0 %	\$ 217,427	100.0 %

¹ See "Managing Business Performance - Key Segment and Non-U.S. GAAP Performance Measures" for the definition of net invested assets.

Athene's net invested assets were \$248.6 billion and \$217.4 billion as of December 31, 2024 and December 31, 2023, respectively. The increase in net invested assets was primarily driven by growth from net organic inflows of \$49.1 billion in excess of net liability outflows of \$27.2 billion, reinvestment of earnings, the issuance of debt in 2024 and an increase in short term repurchase agreements outstanding as of December 31, 2024, partially offset by an incremental 3% increase in the ADIP II ownership of ACRA 2 to 63% effective October 1, 2024 and the distribution of certain investments to AGM as a dividend.

In managing its business, Athene utilizes net invested assets as presented in the above table. Net invested assets do not correspond to Athene's total investments, including related parties, on the consolidated statements of financial condition, as discussed previously in "Managing Business Performance - Key Segment and Non-U.S. GAAP Performance Measures". Net invested assets represent Athene's investments that directly back its net reserve liabilities and surplus assets. Athene believes this view of its portfolio provides a view of the assets for which it has economic exposure. Athene adjusts the presentation for assumed and ceded reinsurance transactions to include or exclude the underlying investments based upon the contractual transfer of economic exposure to such underlying investments. Athene also adjusts for VIEs to show the net investment in the funds, which are included in the alternative investments line above as well as adjusting for the allowance for credit losses. Net invested assets include Athene's proportionate share of ACRA investments, based on its economic ownership, but exclude the proportionate share of investments associated with the non-controlling interests.

Net invested assets is utilized by management to evaluate Athene's investment portfolio. Net invested assets is used in the computation of net investment earned rate, which allows Athene to analyze the profitability of its investment portfolio. Net invested assets is also used in Athene's risk management processes for asset purchases, product design and underwriting, stress scenarios, liquidity and ALM.

Principal Investing

The following table presents Principal Investing Income, the performance measure of our Principal Investing segment.

<i>(In millions, except percentages)</i>	Years ended December 31,				Years ended December 31,			
	2024	2023	Total Change	Percentage Change	2023	2022	Total Change	Percentage Change
Principal Investing:								
Realized performance fees	\$ 921	\$ 742	\$ 179	24.1%	\$ 742	\$ 595	\$ 147	24.7%
Realized investment income (loss)	74	(2)	76	NM	(2)	330	(332)	NM
Principal investing compensation	(664)	(601)	63	10.5	(601)	(585)	16	2.7
Other operating expenses	(60)	(56)	4	7.1	(56)	(56)	—	—
Principal Investing Income (PII)	\$ 271	\$ 83	\$ 188	226.5%	\$ 83	\$ 284	\$ (201)	(70.8)%

As described in “Item 7. Management’s Discussion and Analysis of Financial Condition and Results of Operations—General”, earnings from our Principal Investing segment are inherently more volatile in nature than earnings from our Asset Management segment due to the intrinsic cyclical nature of performance fees, one of the key drivers of PII performance.

A discussion of our Principal Investing segment analysis for the year ended December 31, 2023 as compared to the year ended December 31, 2022 is included in the Company’s 2023 Annual Report.

Year Ended December 31, 2024 Compared to Year Ended December 31, 2023

In this section, references to 2024 refer to the year ended December 31, 2024 and references to 2023 refer to the year ended December 31, 2023.

PII was \$271 million in 2024, an increase of \$188 million, as compared to \$83 million in 2023. This increase was primarily attributable to increases in realized performance fees and realized investment income of \$179 million and \$76 million, respectively, partially offset by an increase in principal investing compensation expense of \$63 million.

The increase in realized performance fees of \$179 million in 2024 was primarily driven by an increase in realized performance fees generated from Fund IX, Freedom Parent Holdings and ANRP III, partially offset by a decrease in realized performance fees earned from Fund VIII.

Realized investment income in 2024 primarily benefited from realized gains earned on the transfer of certain of Apollo’s general partner investments to Athene. Realized investment income in 2023 was negatively impacted by \$42 million of losses related to the liquidations of Apollo Strategic Growth Capital II and Acropolis Infrastructure Acquisition Corp., special purpose acquisition companies sponsored by Apollo.

Principal investing compensation of \$664 million in 2024 increased \$63 million, as compared to \$601 million in 2023. The increase in 2024 was primarily due to an increase in profit sharing expense associated with the corresponding increase in realized performance fees, partially offset by a decrease in profit sharing expense attributable to the Company’s incentive pool, a compensation program through which certain employees are allocated discretionary compensation based on realized performance fees in a given year, and is included within principal investing compensation. In any period, the blended profit sharing percentage is impacted by the respective profit sharing ratios of the funds generating performance allocations in the period. The incentive pool is separate from the fund related profit sharing expense and may result in greater variability in compensation and have a variable impact on the blended profit sharing percentage during a particular period.

The Historical Investment Performance of Our Funds

Below we present information relating to the historical performance of the funds we manage, including certain legacy Apollo funds that do not have a meaningful amount of unrealized investments, and in respect of which the general partner interest has not been contributed to us.

When considering the data presented below, you should note that the historical results of funds we manage are not indicative of the future results that you should expect from such funds, from any future funds we may raise or from your investment in our common stock.

An investment in our common stock is not an investment in any of the Apollo managed funds, and the assets and revenues of the funds we manage are not directly available to us. The historical and potential future returns of the funds we manage are not directly linked to returns on our common stock. Therefore, you should not conclude that continued positive performance of the funds we manage will necessarily result in positive returns on an investment in our common stock. However, poor performance of the funds that we manage would cause a decline in our revenue from such funds, and would therefore have a negative effect on our performance and in all likelihood the value of our common stock.

Moreover, the historical returns of funds we manage should not be considered indicative of the future results you should expect from such funds or from any future funds we may raise. There can be no assurance that any Apollo fund will continue to achieve the same results in the future.

Finally, our private equity IRRs have historically varied greatly from fund to fund. For example, Fund VI generated a 12% gross IRR and a 9% net IRR since its inception through December 31, 2024, while Fund V generated a 61% gross IRR and a 44% net IRR since its inception through its liquidation in 2023. Accordingly, the IRR going forward for any current or future fund may vary considerably from the historical IRR generated by any particular fund, or for our private equity funds as a whole. Future returns will also be affected by the applicable risks, including risks of the industries and businesses in which a particular fund invests. See “Item 1A. Risk Factors—Risks Relating to Our Asset Management Business—*Historical performance metrics are unreliable indicators of our current or future results of operation*”.

Investment Record

The following table summarizes the investment record by strategy of Apollo's significant commitment-based funds that have a defined maturity date in which investors make a commitment to provide capital at the formation of such funds and deliver capital when called as investment opportunities become available. All amounts are as of December 31, 2024, unless otherwise noted.

<i>(In millions, except IRR)</i>	Vintage Year	Total AUM	Committed Capital	Total Invested Capital	Realized Value	Remaining Cost	Unrealized Value	Total Value	Gross IRR	Net IRR
Credit:										
Accord VI ¹	2024	\$ 1,881	\$ 1,701	\$ 391	\$ 185	\$ 341	\$ 336	\$ 521	33 %	20 %
Accord I, II, III, III B, IV & V ¹	Various	—	7,992	6,795	7,251	—	—	7,251	18	13
Accord+ II ²	N/A	3,125	3,096	1,146	124	1,045	1,062	1,186	NM ⁴	NM ⁴
Accord+	2021	3,354	2,370	6,759	5,129	2,293	2,397	7,526	16	13
ADIP II	2024	6,679	6,016	2,603	—	2,603	2,952	2,952	NM ⁴	NM ⁴
ADIP I	2020	5,150	3,254	2,620	1,570	2,597	3,098	4,668	23	20
EPF IV	2023	3,060	2,959	1,131	424	821	978	1,402	21	13
EPF III	2017	2,692	4,398	4,902	4,272	1,671	1,728	6,000	9	4
Total Credit		\$ 25,941	\$ 31,786	\$ 26,347	\$ 18,955	\$ 11,371	\$ 12,551	\$ 31,506		
Equity:										
Fund X	2023	\$ 20,310	\$ 19,877	\$ 6,089	\$ 1,297	\$ 5,563	\$ 6,651	\$ 7,948	41 %	18 %
Fund IX	2018	32,186	24,729	21,552	13,925	15,281	25,412	39,337	27	18
Fund VIII	2013	7,136	18,377	16,541	23,211	4,684	4,299	27,510	13	9
Fund VII	2008	—	14,677	16,461	34,294	—	—	34,294	33	25
Fund VI	2006	369	10,136	12,457	21,136	405	—	21,136	12	9
Fund V	2001	—	3,742	5,192	12,724	—	—	12,724	61	44
Fund I, II, III, IV & MIA ²	Various	9	7,320	8,753	17,400	—	—	17,400	39	26
Traditional Private Equity Funds ³		\$ 60,010	\$ 98,858	\$ 87,045	\$ 123,987	\$ 25,933	\$ 36,362	\$ 160,349	39	24
AIOF III ⁵	N/A	1,371	1,376	257	—	257	276	276	NM ⁴	NM ⁴
AIOF II	2021	2,811	2,542	1,983	750	1,456	1,888	2,638	17	11
AIOF I	2018	387	897	803	1,067	171	216	1,283	22	17
HVF II	2022	5,353	4,592	3,553	221	3,481	4,392	4,613	15	12
HVF I	2019	3,167	3,238	3,698	4,422	876	1,304	5,726	22	17
Total Equity		\$ 73,099	\$ 111,503	\$ 97,339	\$ 130,447	\$ 32,174	\$ 44,438	\$ 174,885		

¹ Accord funds have investment periods shorter than 24 months, therefore Gross and Net IRR are presented after 12 months of investing.

² The general partners and managers of Funds I, II and MIA, as well as the general partner of Fund III, were excluded assets in connection with the reorganization of the Company that occurred in 2007. As a result, Apollo did not receive the economics associated with these entities. The investment performance of these funds, combined with Fund IV, is presented to illustrate fund performance associated with Apollo's investment professionals.

³ Total IRR is calculated based on total cash flows for all funds presented.

⁴ Data has not been presented as the fund's effective date is less than 24 months prior to the period indicated and such information was deemed not meaningful.

⁵ Vintage Year is not yet applicable as the fund has not had its final closing.

Equity

The following table summarizes the investment record for distressed investments made in our traditional private equity fund portfolios since the Company's inception. All amounts are as of December 31, 2024.

<i>(In millions, except percentages)</i>	Total Invested Capital	Total Value	Gross IRR
Distressed for Control	\$ 8,532	\$ 19,667	29 %
Non-Control Distressed	6,306	12,394	71
Total	14,838	32,061	49
Corporate Carve-outs, Opportunistic Buyouts and Other Credit ¹	72,207	128,288	21
Total	\$ 87,045	\$ 160,349	39 %

¹ Other Credit is defined as investments in debt securities of issuers other than portfolio companies that are not considered to be distressed.

The following tables provide additional detail on the composition of the Fund X, Fund IX and Fund VIII private equity portfolios based on investment strategy. Amounts for Fund I, II, III, IV, V, VI and VII are included in the table above but not presented below as their remaining value is less than \$100 million, the fund has been liquidated or the fund commenced investing capital less than 24 months prior to December 31, 2024 and such information was deemed not meaningful. All amounts are as of December 31, 2024.

Fund X

<i>(In millions)</i>	Total Invested Capital	Total Value
Corporate Carve-outs	\$ 650	\$ 662
Opportunistic Buyouts	5,154	6,231
Distressed ¹	285	1,055
Total	\$ 6,089	\$ 7,948

Fund IX

<i>(In millions)</i>	Total Invested Capital	Total Value
Corporate Carve-outs	\$ 5,628	\$ 11,675
Opportunistic Buyouts	14,665	23,925
Distressed ¹	1,259	3,737
Total	\$ 21,552	\$ 39,337

Fund VIII

<i>(In millions)</i>	Total Invested Capital	Total Value
Corporate Carve-outs	\$ 2,704	\$ 7,071
Opportunistic Buyouts	13,270	19,686
Distressed ¹	567	753
Total	\$ 16,541	\$ 27,510

¹ The distressed investment strategy includes distressed for control, non-control distressed and other credit. Other credit is defined as investments in debt securities of issuers other than portfolio companies that are not considered to be distressed.

Perpetual Capital

The following table summarizes the investment record for the perpetual capital vehicles we manage, excluding Athene and Athora-related assets.

<i>(In millions)</i>	IPO Year ²	Total AUM	Total Returns ¹	
			For the Year Ended December 31, 2024	For the Year Ended December 31, 2023
MidCap Financial ³	N/A	\$ 12,692	18 %	24 %
MFIC ⁴	2004	3,908	14 %	35 %
ADS ⁵	N/A	17,134	11 %	16 %
ARI ⁴	2009	9,102	(8) %	24 %
ADREF ⁶	N/A	5,691	4 %	(3) %
ADCF ⁶	N/A	1,442	12 %	15 %
ARIS ⁶	N/A	1,253	6 %	N/A
Other ⁷	N/A	11,444	N/A	N/A
Total		\$ 62,666		

¹ Total returns are based on the change in closing trading prices during the respective periods presented taking into account dividends and distributions, if any, as if they were reinvested without regard to commission.

² An initial public offering (“IPO”) year represents the year in which the vehicle commenced trading on a national securities exchange.

³ MidCap Financial is not a publicly traded vehicle and therefore IPO year is not applicable. The returns presented are a gross return based on NAV. The net returns based on NAV were 15% and 26% for the years ended December 31, 2024 and 2023, respectively.

⁴ AUM is presented on a three-month lag, as of September 30, 2024, based upon the availability of the information.

⁵ ADS is not a publicly traded vehicle and therefore IPO year is not applicable. The returns presented are net returns based on NAV.

⁶ ADREF, ADCF and ARIS are not publicly traded vehicles and therefore IPO years are not applicable. The returns presented are for their respective Class I shares and are net returns based on NAV.

⁷ Other includes, among others, AUM of \$2.0 billion related to a publicly traded business development company from which Apollo earns investment-related service fees, but for which Apollo does not provide management or advisory services, as of September 30, 2024. Returns and IPO year are not provided for this AUM. Other also includes AUM of \$7.6 billion related to third-party capital within AAA.

Summary of Non-U.S. GAAP Measures

The table below sets forth a reconciliation of net income attributable to Apollo Global Management, Inc. common stockholders to Segment Income and Adjusted Net Income:

(In millions)	Years ended December 31,		
	2024	2023	2022
GAAP Net Income (Loss) Attributable to Apollo Global Management, Inc.	\$ 4,480	\$ 5,001	\$ (1,961)
Preferred dividends	97	46	—
Net income (loss) attributable to non-controlling interests	1,796	1,462	(1,546)
GAAP Net Income (Loss)	\$ 6,373	\$ 6,509	\$ (3,507)
Income tax provision (benefit)	1,062	(923)	(739)
GAAP Income (Loss) Before Income Tax Provision (Benefit)	\$ 7,435	\$ 5,586	\$ (4,246)
<i>Asset Management Adjustments:</i>			
Equity-based profit sharing expense and other ¹	321	239	276
Equity-based compensation	308	236	185
Special equity-based compensation and other charges ²	—	438	—
Transaction-related charges ³	180	32	(42)
Merger-related transaction and integration costs ⁴	30	27	70
(Gains) losses from change in tax receivable agreement liability	(42)	13	26
Net (income) loss attributable to non-controlling interests in consolidated entities	(1,840)	(1,556)	1,499
Unrealized performance fees	(264)	(127)	(2)
Unrealized profit sharing expense	145	179	20
HoldCo interest and other financing costs ⁵	80	88	122
Unrealized principal investment income (loss)	9	(88)	176
Unrealized net (gains) losses from investment activities and other ⁶	(30)	26	(144)
<i>Retirement Services Adjustments:</i>			
Investment (gains) losses, net of offsets	(217)	(170)	7,467
Non-operating change in insurance liabilities and related derivatives ⁶	(846)	(182)	(1,433)
Integration, restructuring and other non-operating expenses	239	130	133
Equity-based compensation expense	50	88	56
Segment Income	5,558	4,959	4,163
HoldCo interest and other financing costs ⁵	(80)	(88)	(122)
Taxes and related payables	(913)	(789)	(795)
Adjusted Net Income	\$ 4,565	\$ 4,082	\$ 3,246

¹ Equity-based profit sharing expense and other includes certain profit sharing arrangements in which a portion of performance fees distributed to the general partner are required to be used by employees of Apollo to purchase restricted shares of common stock or is delivered in the form of RSUs, which are granted under the Equity Plan. Equity-based profit sharing expense and other also includes performance grants which are tied to the Company's receipt of performance fees, within prescribed periods, sufficient to cover the associated equity-based compensation expense.

² Special equity-based compensation and other charges includes equity-based compensation expense and associated taxes related to the previously announced special fully vested equity grants to certain senior leaders.

³ Transaction-related charges include contingent consideration, equity-based compensation charges and the amortization of intangible assets and certain other charges associated with acquisitions, and restructuring charges.

⁴ Merger-related transaction and integration costs includes advisory services, technology integration, equity-based compensation charges and other costs associated with the Mergers.

⁵ Represents interest and other financing costs related to AGM not attributable to any specific segment.

⁶ Includes the change in fair values of derivatives and embedded derivatives, non-operating change in funding agreements, change in fair value of market risk benefits, and non-operating change in liability for future policy benefits.

The table below sets forth a reconciliation of common stock outstanding to our Adjusted Net Income Shares Outstanding:

	December 31, 2024	December 31, 2023
Total GAAP Common Stock Outstanding	565,738,933	567,762,932
Non-GAAP Adjustments:		
Mandatory Convertible Preferred Stock ¹	14,536,019	15,564,983
Vested RSUs	21,337,132	22,072,379
Unvested RSUs Eligible for Dividend Equivalents	11,455,245	12,603,041
Adjusted Net Income Shares Outstanding	613,067,329	618,003,335

¹ Reflects the number of shares of underlying common stock assumed to be issuable upon conversion of the Mandatory Convertible Preferred Stock during each period.

The table below sets forth a reconciliation of Athene's total investments, including related parties, to net invested assets:

<i>(In millions)</i>	December 31, 2024	December 31, 2023
Total investments, including related parties	\$ 291,167	\$ 238,941
Derivative assets	(8,154)	(5,298)
Cash and cash equivalents (including restricted cash)	13,676	14,781
Accrued investment income	2,816	1,933
Net receivable (payable) for collateral on derivatives	(4,602)	(2,835)
Reinsurance impacts	(4,435)	(572)
VIE and VOE assets, liabilities and non-controlling interests	17,613	14,818
Unrealized (gains) losses	18,320	16,445
Ceded policy loans	(167)	(174)
Net investment receivables (payables)	97	11
Allowance for credit losses	720	608
Other investments	(87)	(41)
Total adjustments to arrive at gross invested assets	35,797	39,676
Gross invested assets	326,964	278,617
ACRA non-controlling interests	(78,321)	(61,190)
Net invested assets	\$ 248,643	\$ 217,427

Liquidity and Capital Resources

Overview

The Company primarily derives revenues and cash flows from the assets it manages and the retirement savings products it issues, reinsures and acquires. Based on management's experience, we believe that the Company's current liquidity position, together with the cash generated from revenues will be sufficient to meet the Company's anticipated expenses and other working capital needs for at least the next 12 months. For the longer-term liquidity needs of the asset management business, we expect to continue to fund the asset management business' operations through management fees and performance fees received. The principal sources of liquidity for the retirement services business, in the ordinary course of business, are operating cash flows and holdings of cash, cash equivalents and other readily marketable assets.

AGM is a holding company whose primary source of cash flow is distributions from its subsidiaries, which are expected to be sufficient to fund cash flow requirements based on current estimates of future obligations. AGM's primary liquidity needs include the cash-flow requirements relating to its corporate activities, including its day-to-day operations, common stock and preferred stock dividend payments and strategic transactions, such as acquisitions.

At December 31, 2024, the Company had \$15.4 billion of unrestricted cash and cash equivalents, as well as \$5.1 billion of available funds from the AGM credit facility, AHL credit facility, and AHL liquidity facility.

Primary Uses of Cash

Over the next 12 months, we expect the Company's primary liquidity needs will be to:

- support the future growth of Apollo's businesses through strategic corporate investments;
- pay the Company's operating expenses, including, compensation, general, administrative, and other expenses;
- make payments to policyholders for surrenders, withdrawals and payout benefits;
- make interest and principal payments on funding agreements;
- make payments to satisfy pension group annuity obligations and policy acquisition costs;
- make interest payments on the Company's debt;
- pay taxes and tax related payments;
- pay cash dividends;
- repurchase common stock; and
- make payments under the tax receivable agreement.

Over the long term, we believe we will be able to (i) grow Apollo's Assets Under Management and generate positive investment performance in the funds we manage, which we expect will allow us to grow the Company's management fees and performance fees and (ii) grow the investment portfolio of retirement services, in each case in amounts sufficient to cover our long-term liquidity requirements, which may include:

- supporting the future growth of our businesses;
- creating new or enhancing existing products and investment platforms;
- making payments to policyholders;
- pursuing new strategic corporate investment opportunities;
- paying interest and principal on the Company's financing arrangements;
- repurchasing common stock;
- making payments under the tax receivable agreement; and
- paying cash dividends.

Cash Flow Analysis

The section below discusses in more detail the Company's primary sources and uses of cash and the primary drivers of cash flows within the Company's consolidated statements of cash flows:

<i>(In millions)</i>	Years ended December 31,		
	2024	2023	2022
Operating Activities	\$ 3,253	\$ 6,322	\$ 3,789
Investing Activities	(61,801)	(42,407)	(23,444)
Financing Activities	57,972	42,638	28,710
Effect of exchange rate changes on cash and cash equivalents	(3)	10	(15)
Net Increase (Decrease) in Cash and Cash Equivalents, Restricted Cash and Cash Held at Consolidated Variable Interest Entities	\$ (579)	\$ 6,563	\$ 9,040

The assets of our consolidated funds and VIEs, on a gross basis, could have a substantial effect on the accompanying statement of cash flows. Because our consolidated funds and VIEs are generally treated as investment companies for accounting purposes, their investing cash flow amounts are included in our cash flows from operating activities. The table below summarizes our consolidated statements of cash flow by activity attributable to the Company and to our consolidated funds and VIEs.

<i>(In millions)</i>	Years ended December 31,		
	2024	2023	2022
Net cash provided by the Company's operating activities	\$ 3,781	\$ 6,519	\$ 7,021
Net cash used in the Consolidated Funds and VIEs operating activities	(528)	(197)	(3,232)
Net cash provided by operating activities	3,253	6,322	3,789
Net cash used in the Company's investing activities	(60,547)	(39,834)	(21,840)
Net cash used in the Consolidated Funds and VIEs investing activities	(1,254)	(2,573)	(1,604)
Net cash used in investing activities	(61,801)	(42,407)	(23,444)
Net cash provided by the Company's financing activities	55,577	42,021	23,786
Net cash provided by the Consolidated Funds and VIEs financing activities	2,395	617	4,924
Net cash provided by financing activities	\$ 57,972	\$ 42,638	\$ 28,710

Operating Activities

The Company's operating activities support its Asset Management, Retirement Services and Principal Investing activities. The primary sources of cash within operating activities include: (a) management fees, (b) advisory and transaction fees, (c) realized performance revenues, (d) realized principal investment income, (e) investment sales from our consolidated funds and VIEs, (f) net investment income and (g) insurance premiums. The primary uses of cash within operating activities include: (a) compensation and non-compensation related expenses, (b) interest and taxes, (c) investment purchases from our consolidated funds and VIEs, (d) benefit payments and (e) other operating expenses.

- During the year ended December 31, 2024, cash provided by operating activities reflects cash inflows of management fees, advisory and transaction fees, realized performance revenues, realized principal investment income, and net investment income, partially offset by pension group annuity benefit payments, net of cash inflows and cash paid for interest on funding agreements, taxes, policy acquisition costs and other operating expenses. Net cash provided by operating activities includes net cash used in our consolidated funds and VIEs, which primarily includes purchases of VIEs' investments offset by net proceeds from the sale of VIEs' investments.
- During the year ended December 31, 2023, cash provided by operating activities reflects cash inflows of management fees, advisory and transaction fees, realized performance revenues, realized principal investment income, cash received from pension group annuity premiums, net of outflows, and net investment income, partially offset by cash paid for policy acquisition and other operating expenses. Net cash provided by operating activities includes net cash used in our consolidated funds and VIEs, which primarily includes purchases of VIEs' investments, offset by net proceeds from the sale of VIEs' investments.
- During the year ended December 31, 2022, cash provided by operating activities reflects cash inflows of management fees, advisory and transaction fees, realized performance revenues, and realized principal investment income, as well as cash received from pension group annuity transactions, net of outflows. Net cash provided by operating activities includes net cash used in our consolidated funds and VIEs for purchases of investments and proceeds from the sale of VIEs' investments.

Investing Activities

The Company's investing activities support the growth of its business. The primary sources of cash within investing activities include: (a) distributions from investments and (b) sales, maturities and repayments of investments. The primary uses of cash within investing activities include: (a) capital expenditures, (b) purchases and acquisitions of new investments, including purchases of U.S. Treasury securities and (c) equity method investments in the funds we manage.

- During the year ended December 31, 2024, cash used in investing activities primarily reflects the purchase of investments, mainly AFS and mortgage loans, due to the deployment of significant cash inflows from Athene's organic growth, partially offset by the sales, maturities and repayments of investments.

- During the year ended December 31, 2023, cash used in investing activities primarily reflects the purchase of investments due to the deployment of significant cash inflows from Athene's organic growth, partially offset by the sales, maturities and repayments of investments.
- During the year ended December 31, 2022, cash used in investing activities primarily reflects the purchase of investments due to the deployment of significant cash inflows from Athene's organic growth, partially offset by Athene cash acquired as a result of the Mergers and the sales, maturities and repayments of investments.

Financing Activities

The Company's financing activities reflect its capital market transactions and transactions with equity holders. The primary sources of cash within financing activities includes: (a) proceeds from debt and preferred equity issuances, (b) inflows on Athene's investment-type policies and contracts, (c) changes of cash collateral for derivative transactions posted by counterparties, (d) capital contributions, and (e) proceeds from other borrowing activities. The primary uses of cash within financing activities include: (a) dividends, (b) payments under the tax receivable agreement, (c) share repurchases, (d) cash paid to settle tax withholding obligations in connection with net share settlements of equity-based awards, (e) repayments of debt, (f) withdrawals on Athene's investment-type policies and contracts, (g) changes of cash collateral for derivative transactions posted by counterparties and (h) capital distributions.

- During the year ended December 31, 2024, cash provided by financing activities primarily reflects cash received from strong retail and funding agreement inflows, net of cash outflows, a favorable change in cash collateral posted by counterparties for derivative transactions related to the favorable equity market performance in 2024, issuances of debt by AGM and our subsidiaries, net capital contributions from non-controlling interests and the issuance of short-term repurchase agreements, net of the repayment of a long-term repurchase agreement, partially offset by the payment of common and preferred stock dividends, repurchase of common stock and repayments of debt. Cash provided by financing activities of our consolidated funds and VIEs primarily includes proceeds from the issuance of debt and contributions from non-controlling interests, partially offset by repayment of debt and distributions to non-controlling interests.
- During the year ended December 31, 2023, cash provided by financing activities primarily reflects cash received from the strong organic inflows from retail, flow reinsurance and funding agreements, net of outflows, a favorable change in cash collateral posted for derivative transactions related to the favorable equity market performance in 2023, net capital contributions from non-controlling interests, issuances of the 2053 Subordinated Notes, 2033 Senior Notes and Mandatory Convertible Preferred Stock, and the issuance of debt by our subsidiary, partially offset by the redemption of the AAM Preferred Stock, the payment of stock dividends, the repayment of short-term repurchase obligations and distribution to redeemable non-controlling interest. Cash provided by financing activities of our consolidated funds and VIEs primarily includes proceeds from the issuance of debt, offset by payments for borrowings under repurchase agreements.
- During the year ended December 31, 2022, cash provided by financing activities primarily reflects the strong organic inflows from retail and funding agreements, net of outflows, net capital contributions from non-controlling interests, and the issuance of debt and preferred stock by our subsidiary, partially offset by the payment of stock dividends. Cash provided by financing activities of our consolidated funds and VIEs primarily includes proceeds from the issuance of debt, including repurchase agreements.

Contractual Obligations, Commitments and Contingencies

For a summary and a description of the nature of the Company's commitments, contingencies and contractual obligations, see note 19 to the consolidated financial statements and "—Contractual Obligations, Commitments and Contingencies." The Company's commitments are primarily fulfilled through cash flows from operations and financing activities.

Consolidated Funds and VIEs

The Company manages its liquidity needs by evaluating unconsolidated cash flows; however, the Company's financial statements reflect the financial position of Apollo as well as Apollo's consolidated funds and VIEs (including previously consolidated SPACs). The primary sources and uses of cash at Apollo's consolidated funds and VIEs include: (a) raising capital

from their investors, which have been reflected historically as non-controlling interests of the consolidated subsidiaries in our financial statements, (b) using capital to make investments, (c) generating cash flows from operations through distributions, interest and the realization of investments, (d) distributing cash flow to investors, and (e) issuing debt to finance investments (CLOs).

Dividends and Distributions

For information regarding the quarterly dividends that were made to common stockholders and distribution equivalents on participating securities, see note 16 to the consolidated financial statements. Although the Company currently expects to pay dividends, we may not pay dividends if, among other things, we do not have the cash necessary to pay the dividends. To the extent we do not have cash on hand sufficient to pay dividends, we may have to borrow funds to pay dividends, or we may determine not to pay dividends. The declaration, payment and determination of the amount of our dividends are at the sole discretion of the AGM board of directors.

Because AGM is a holding company, the primary source of funds for AGM's dividends is distributions from its operating subsidiaries, AAM and AHL, which are expected to be adequate to fund AGM's dividends and other cash flow requirements based on current estimates of future obligations. The ability of these operating subsidiaries to make distributions to AGM will depend on satisfying applicable law with respect to such distributions, including surplus and minimum solvency requirements among others, as well as making prior distributions on AHL outstanding preferred stock. Moreover, the ability of AAM and AHL to receive distributions from their own respective subsidiaries will continue to depend on applicable law with respect to such distributions.

On February 4, 2025, AGM declared a cash dividend of \$0.4625 per share of its common stock, which will be paid on February 28, 2025 to holders of record at the close of business on February 18, 2025.

On February 4, 2025, the Company also declared and set aside a cash dividend of \$0.8438 per share of its Mandatory Convertible Preferred Stock, which will be paid on April 30, 2025 to holders of record at the close of business on April 15, 2025.

Repurchase of Securities

Share Repurchase Program

For information regarding the Company's share repurchase program, see note 16 to the consolidated financial statements.

Repurchase of Other Securities

We may from time to time seek to retire or purchase our other outstanding debt or equity securities through cash purchases and/or exchanges for other securities, purchases in the open market, privately negotiated transactions or otherwise. Any such repurchases will be dependent upon several factors, including our liquidity requirements, contractual restrictions, general market conditions and applicable regulatory, legal and accounting factors. Whether or not we repurchase any of our other securities and the size and timing of any such repurchases will be determined at our discretion.

Mandatory Convertible Preferred Stock

On August 11, 2023, the Company issued 28,750,000 shares, or \$1.4 billion aggregate liquidation preference, of its 6.75% Series A Mandatory Convertible Preferred Stock. There were 28,749,765 shares of Mandatory Convertible Preferred Stock issued and outstanding as of December 31, 2024. See note 16 to the consolidated financial statements for further details.

Asset Management Liquidity

Our asset management business requires limited capital resources to support the working capital or operating needs of the business. For the asset management business' longer-term liquidity needs, we expect to continue to fund the asset management business' operations through management fees and performance fees received. Liquidity needs are also met (to a limited extent) through proceeds from borrowings and equity issuances as described in notes 14 and 16 to the consolidated financial statements, respectively. From time to time, if the Company determines that market conditions are favorable after taking into account our liquidity requirements, we may seek to raise proceeds through the issuance of additional debt or equity instruments.

AGM has a registration statement on Form S-3 to provide it with access to the capital markets, subject to market conditions and other factors.

At December 31, 2024, the asset management business had \$2.7 billion of unrestricted cash and cash equivalents, as well as \$1.25 billion of available funds from the AGM credit facility.

Future Debt Obligations

The asset management business had long-term debt of \$4.3 billion at December 31, 2024, which includes notes with maturities in 2026, 2029, 2030, 2033, 2048, 2050, 2053 and 2054. See note 14 to the consolidated financial statements for further information regarding the asset management business' debt arrangements.

Future Cash Flows

Our ability to execute our business strategy, particularly our ability to increase our AUM, depends on our ability to establish new funds and to raise additional investor capital within such funds. Our liquidity will depend on a number of factors, such as our ability to project our financial performance, which is highly dependent on the funds we manage and our ability to manage our projected costs, fund performance, access to credit facilities, compliance with existing credit agreements, as well as industry and market trends. Also during economic downturns the funds we manage might experience cash flow issues or liquidate entirely. In these situations we might be asked to reduce or eliminate the management fee and performance fees we charge, which could adversely impact our cash flow in the future.

An increase in the fair value of the investments of the funds we manage, by contrast, could favorably impact our liquidity through higher management fees where the management fees are calculated based on the net asset value, gross assets or adjusted assets. Additionally, higher performance fees not yet realized would generally result when investments appreciate over their cost basis which would not have an impact on the asset management business' cash flow until realized.

Consideration of Financing Arrangements

As noted above, in limited circumstances, the asset management business may issue debt or equity to supplement its liquidity. The decision to enter into a particular financing arrangement is made after careful consideration of various factors, including the asset management business' cash flows from operations, future cash needs, current sources of liquidity, demand for the asset management business' debt or equity, and prevailing interest rates.

Revolver Facility

Under the AGM credit facility, AGM and AMH, as parent borrower and subsidiary borrower, respectively, may borrow in an aggregate amount not to exceed \$1.25 billion and may incur incremental facilities in an aggregate amount not to exceed \$250 million plus additional amounts so long as AGM and AMH are in compliance with a net leverage ratio not to exceed 4.00 to 1.00. Borrowings under the AGM credit facility may be used for working capital and general corporate purposes, including without limitation, permitted acquisitions. The AGM credit facility has a final maturity date of November 21, 2029.

Tax Receivable Agreement

The tax receivable agreement provides for the payment to the Former Managing Partners and Contributing Partners of 85% of the amount of cash savings, if any, in U.S. federal, state, local and foreign income taxes that AGM and its subsidiaries realize subject to the agreement. For more information regarding the tax receivable agreement, see note 18 to the consolidated financial statements.

Athora

Athora is a strategic liabilities platform that acquires and reinsures traditional closed life insurance policies and provides capital and reinsurance solutions to insurers in Europe. In 2017, an AAM subsidiary made a €125 million commitment to Athora, which was fully drawn as of April 2020. An AAM subsidiary committed an incremental €58 million in 2020 to purchase new equity interests. Additionally, in 2021, an AAM subsidiary acquired approximately €21.9 million of new equity interests in Athora.

In December 2021, an AAM subsidiary committed an additional €250 million to purchase new equity interests to support Athora's ongoing growth initiatives, of which €180 million was drawn as of December 31, 2024.

An AAM subsidiary and Athene are minority investors in Athora with a long-term strategic relationship. Through its share ownership, the AAM subsidiary has approximately 19.9% of the total voting power in Athora, and Athene holds shares in Athora representing 10% of the total voting power in Athora. In addition, Athora shares held by funds and other accounts managed by Apollo represent, in the aggregate, approximately 15.1% of the total voting power in Athora.

Fund Escrow

As of December 31, 2024, the remaining investments and escrow cash of Fund VIII was valued at 86% of the fund's unreturned capital, which was below the required escrow ratio of 115%. As a result, the fund is required to place in escrow current and future performance fee distributions to the general partner until the specified return ratio of 115% is met (at the time of a future distribution) or upon liquidation. Realized performance fees currently distributed to the general partner are limited to potential tax distributions and interest on escrow balances per the fund's partnership agreement.

Clawback

Performance fees from certain of the funds we manage are subject to contingent repayment by the general partner in the event of future losses to the extent that the cumulative performance fees distributed from inception to date exceeds the amount computed as due to the general partner at the final distribution. See "—Overview of Results of Operations—Performance Fees" for the maximum performance fees subject to potential reversal by each fund.

Indemnification Liability

The asset management business recorded an indemnification liability in the event that the Former Managing Partners, Contributing Partners and certain investment professionals are required to pay amounts in connection with a general partner obligation to return previously distributed performance fees. See note 18 to the consolidated financial statements for further information regarding the asset management business' indemnification liability.

Retirement Services Liquidity

There are two forms of liquidity relevant to our retirement services business: funding liquidity and balance sheet liquidity. Funding liquidity relates to the ability to fund operations. Balance sheet liquidity relates to the ability to sell assets held in Athene's investment portfolio without incurring significant costs from fees, bid-offer spreads, or market impact. Athene manages its liquidity position by matching projected cash demands with adequate sources of cash and other liquid assets. The principal sources of liquidity for our retirement services business, in the ordinary course of business, are operating cash flows and holdings of cash, cash equivalents and other readily marketable assets.

Athene's investment portfolio is structured to ensure a strong liquidity position over time to permit timely payment of policy and contract benefits without requiring asset sales at inopportune times or at depressed prices. In general, liquid assets include cash and cash equivalents, highly rated bonds, short-term investments, unaffiliated preferred stock and public common stock, all of which generally have liquid markets with a large number of buyers, but exclude pledged assets, mainly associated with funding agreement and repurchase agreement liabilities. Assets included in modified coinsurance and funds withheld portfolios, including assets held in reinsurance trusts, are available to fund the benefits for the associated obligations but are restricted from other uses. Although the investment portfolio of our retirement services business does contain assets that are generally considered less liquid for liquidity monitoring purposes (primarily mortgage loans, policy loans, real estate, investment funds and affiliated common stock), there is some ability to raise cash from these assets if needed.

Athene has access to additional liquidity through its AHL credit facility and AHL liquidity facility. The AHL credit facility has a borrowing capacity of \$1.25 billion, subject to being increased up to \$1.75 billion in total on the terms described in the AHL credit facility. The AHL credit facility has a commitment termination date of June 30, 2028, subject to up to two one-year extensions, and was undrawn as of December 31, 2024. Athene entered into a new AHL liquidity facility on June 28, 2024, which replaced its previous agreement dated as of June 30, 2023. The AHL liquidity facility has a borrowing capacity of \$2.6 billion, subject to being increased up to \$3.1 billion in total on the terms described in the AHL liquidity facility. The AHL liquidity facility has a commitment termination date of June 27, 2025, subject to additional 364-day extensions, and was undrawn as of December 31, 2024. Athene also has access to \$2.0 billion of committed repurchase facilities. Athene has a

registration statement on Form S-3 to provide it with access to the capital markets, subject to market conditions and other factors. Athene is also the counterparty to repurchase agreements with several different financial institutions, pursuant to which it may obtain short-term liquidity, to the extent available. In addition, through Athene's membership in the FHLB, it is eligible to borrow under variable rate short-term federal funds arrangements to provide additional liquidity.

Athene proactively manages its liquidity position to meet cash needs while minimizing adverse impacts on investment returns. Athene analyzes its cash-flow liquidity over the upcoming 12 months by modeling potential demands on liquidity under a variety of scenarios, taking into account the provisions of its policies and contracts in force, its cash flow position, and the volume of cash and readily marketable securities in its portfolio.

Liquidity risk is monitored, managed and mitigated through a number of stress tests and analyses to assess Athene's ability to meet its cash flow requirements, as well as the ability of its reinsurance and insurance subsidiaries to meet their collateral obligations, under various stress scenarios. Athene further seeks to mitigate liquidity risk by maintaining access to alternative, external sources of liquidity.

Insurance Subsidiaries' Operating Liquidity

The primary cash flow sources for Athene's insurance subsidiaries include retirement services product inflows (premiums and deposits), investment income, principal repayments on its investments, net transfers from separate accounts and financial product inflows. Uses of cash include investment purchases, payments to policyholders for surrenders, withdrawals and payout benefits, interest and principal payments on funding agreements and outstanding debt, payments to satisfy pension group annuity obligations, policy acquisition and general operating costs and payment of cash dividends.

Athene's policyholder obligations are generally long-term in nature. However, policyholders may elect to withdraw some, or all, of their account value in amounts that exceed Athene's estimates and assumptions over the life of an annuity contract. Athene includes provisions within its annuity policies, such as surrender charges and MVAs, which are intended to protect it from early withdrawals. As of December 31, 2024 and December 31, 2023, approximately 82% and 79%, respectively, of Athene's deferred annuity liabilities were subject to penalty upon surrender. In addition, as of December 31, 2024 and December 31, 2023, approximately 66% and 64%, respectively, of policies contained MVAs that may also have the effect of limiting early withdrawals if interest rates increase but may encourage early withdrawals by effectively subsidizing a portion of surrender charges when interest rates decrease. As of December 31, 2024, approximately 33% of Athene's net reserve liabilities were generally non-surrenderable, including buy-out pension group annuities other than those that can be withdrawn as lump sums, funding agreements and payout annuities, while 54% were subject to penalty upon surrender.

Membership in Federal Home Loan Bank

Through its membership in the FHLB, Athene is eligible to borrow under variable rate short-term federal funds arrangements to provide additional liquidity. The borrowings must be secured by eligible collateral such as mortgage loans, eligible CMBS or RMBS, government or agency securities and guaranteed loans. As of December 31, 2024 and December 31, 2023, Athene had no outstanding borrowings under these arrangements.

Athene has issued funding agreements to the FHLB. These funding agreements were issued in an investment spread strategy, consistent with other investment spread operations. As of December 31, 2024 and December 31, 2023, Athene had funding agreements outstanding with the FHLB in the aggregate principal amount of \$15.6 billion and \$6.5 billion, respectively.

The maximum FHLB indebtedness by a member is determined by the amount of collateral pledged and cannot exceed a specified percentage of the member's total statutory assets dependent on the internal credit rating assigned to the member by the FHLB. As of December 31, 2024, Athene's total maximum borrowing capacity under the FHLB facilities was limited to \$49.5 billion. However, Athene's ability to borrow under the facilities is constrained by the availability of assets that qualify as eligible collateral under the facilities and certain other limitations. Considering these limitations, as of December 31, 2024, Athene had the ability to draw up to an estimated \$18.9 billion, inclusive of borrowings then outstanding. This estimate is based on Athene's internal analysis and assumptions and may not accurately measure collateral which is ultimately acceptable to the FHLB.

Securities Repurchase Agreements

Athene engages in repurchase transactions whereby it sells fixed income securities to third parties, primarily major brokerage firms or commercial banks, with a concurrent agreement to repurchase such securities at a determined future date. Athene requires that, at all times during the term of the repurchase agreements, it maintains sufficient cash or other liquid assets to allow it to fund substantially all of the repurchase price. Proceeds received from the sale of securities pursuant to these arrangements are generally invested in short-term investments or maintained in cash, with the offsetting obligation to repurchase the security included within payables for collateral on derivatives and securities to repurchase on the consolidated statements of financial condition. As per the terms of the repurchase agreements, Athene monitors the market value of the securities sold and may be required to deliver additional collateral (which may be in the form of cash or additional securities) to the extent that the value of the securities sold decreases prior to the repurchase date.

As of December 31, 2024 and December 31, 2023, the payables for repurchase agreements were \$5.7 billion and \$3.9 billion, respectively, while the fair value of securities and collateral held by counterparties backing the repurchase agreements was \$5.9 billion and \$4.1 billion, respectively. As of December 31, 2024, payables for repurchase agreements, based on original issuance, were comprised of \$3.0 billion of short-term and \$2.7 billion of long-term repurchase agreements. As of December 31, 2023, payables for repurchase agreements, based on original issuance, were comprised of \$686 million of short-term and \$3.2 billion of long-term repurchase agreements.

Dividends from Insurance Subsidiaries

AHL is a holding company whose primary liquidity needs include the cash-flow requirements relating to its corporate activities, including its day-to-day operations, debt servicing, preferred and common stock dividend payments and strategic transactions, such as acquisitions. The primary source of AHL's cash flow is dividends from its subsidiaries, which are expected to be adequate to fund cash flow requirements based on current estimates of future obligations.

The ability of AHL's insurance subsidiaries to pay dividends is limited by applicable laws and regulations of the jurisdictions where the subsidiaries are domiciled, as well as agreements entered into with regulators. These laws and regulations require, among other things, the insurance subsidiaries to maintain minimum solvency requirements and limit the amount of dividends these subsidiaries can pay.

Subject to these limitations and prior notification to the appropriate regulatory agency, Athene's U.S. insurance subsidiaries are permitted to pay ordinary dividends based on calculations specified under insurance laws of the relevant state of domicile. Any distributions above the amount permitted by statute in any twelve-month period are considered to be extraordinary dividends, and require the approval of the appropriate regulator prior to payment. AHL does not currently plan on having the U.S. subsidiaries pay any dividends to their parents.

Dividends from AHL's subsidiaries are projected to be the primary source of AHL's liquidity. Under the Bermuda Insurance Act, each of Athene's Bermuda insurance subsidiaries is prohibited from paying a dividend in an amount exceeding 25% of the prior year's statutory capital and surplus, unless at least two members of the board of directors of the Bermuda insurance subsidiary and its principal representative in Bermuda sign and submit to the BMA an affidavit attesting that a dividend in excess of this amount would not cause the Bermuda insurance subsidiary to fail to meet its relevant margins. In certain instances, the Bermuda insurance subsidiary would also be required to provide prior notice to the BMA in advance of the payment of dividends. In the event that such an affidavit is submitted to the BMA in accordance with the Bermuda Insurance Act, and further subject to the Bermuda insurance subsidiary meeting its relevant margins, the Bermuda insurance subsidiary is permitted to distribute up to the sum of 100% of statutory surplus and an amount less than 15% of its total statutory capital. Distributions in excess of this amount require the approval of the BMA.

The maximum distribution permitted by law or contract is not necessarily indicative of the insurance subsidiaries' actual ability to pay such distributions, which may be further restricted by business and other considerations, such as the impact of such distributions on surplus, which could affect Athene's ratings or competitive position and the amount of premiums that can be written. Specifically, the level of capital needed to maintain desired financial strength ratings from rating agencies, including S&P, AM Best, Fitch and Moody's, is of particular concern when determining the amount of capital available for distributions. AHL believes its insurance subsidiaries have sufficient statutory capital and surplus, combined with additional capital available to be provided by AHL, to meet their financial strength ratings objectives. Finally, state insurance laws and regulations require that the statutory surplus of Athene's insurance subsidiaries following any dividend or distribution must be reasonable in relation to their outstanding liabilities and adequate for the insurance subsidiaries' financial needs.

Other Sources of Funding

Athene may seek to secure additional funding at the AHL level by means other than dividends from subsidiaries, such as by drawing on its undrawn \$1.25 billion AHL credit facility, drawing on its undrawn \$2.6 billion AHL liquidity facility or by pursuing future issuances of debt or preferred stock to third-party investors. The AHL credit facility contains various standard covenants with which Athene must comply, including maintaining a consolidated debt-to-capitalization ratio of not greater than 35%, maintaining a minimum consolidated net worth of no less than \$14.8 billion and restrictions on the ability to incur liens, with certain exceptions. Rates, ratios and terms are as defined in the AHL credit facility. The AHL liquidity facility also contains various standard covenants with which Athene must comply, including maintaining an ALRe minimum consolidated net worth of no less than \$10.2 billion and restrictions on the ability to incur liens, with certain exceptions. Rates and terms are as defined in the AHL liquidity facility.

Future Debt Obligations

Athene had long-term debt of \$6.3 billion as of December 31, 2024, which includes notes with maturities in 2028, 2030, 2031, 2033, 2034, 2051, 2052, 2054 and 2064. See note 14 to the consolidated financial statements for further information regarding Athene's debt arrangements.

Capital

Athene believes it has a strong capital position and is well positioned to meet policyholder and other obligations. Athene measures capital sufficiency using various internal capital metrics which reflect management's view on the various risks inherent to its business, the amount of capital required to support its core operating strategies and the amount of capital necessary to maintain its current ratings in a recessionary environment. The amount of capital required to support Athene's core operating strategies is determined based upon internal modeling and analysis of economic risk, as well as inputs from rating agency capital models and consideration of both NAIC RBC and Bermuda capital requirements. Capital in excess of this required amount is considered excess equity capital, which is available to deploy. As of December 31, 2024 and December 31, 2023, Athene's U.S. RBC ratio was 419% and 392%, respectively, its Bermuda RBC ratio was 450% and 400%, respectively, and its consolidated RBC ratio was 430% and 412%, respectively. The formulas for determining the amount of RBC specify various weighting factors that are applied to financial balances or various levels of activity based on the perceived degree of risk. The RBC of Athene's Bermuda insurance companies presented herein excludes the impact of any deferred taxes that may be recorded on a statutory basis as a result of the enactment of the Bermuda CIT. Athene is currently assessing deferred taxes that may be recorded on a statutory basis as a result of the Bermuda CIT, which could have a positive impact on the statutory capital and surplus of its Bermuda insurance companies.

ACRA

ACRA 1 provided Athene with access to on-demand capital to support its growth strategies and capital deployment opportunities. ACRA 1 provided a capital source to fund both Athene's inorganic and organic channels. The commitment period for ACRA 1 expired in August 2023.

Similar to ACRA 1, ACRA 2 was funded in December 2022 as another long-duration, on-demand capital vehicle. Effective October 1, 2024, ACRA 2 repurchased a portion of its shares held by ALRe, which increased ADIP II's ownership of economic interests in ACRA 2 to 63%, with ALRe owning the remaining 37%. ALRe holds all of ACRA 2's voting interests. ACRA 2 participates in certain transactions by drawing a portion of the required capital for such transactions from third-party investors equal to ADIP II's proportionate economic interest in ACRA 2.

These strategic capital solutions allow Athene the flexibility to simultaneously deploy capital across multiple accretive avenues, while maintaining a strong financial position.

Critical Accounting Estimates and Policies

This Management's Discussion and Analysis of Financial Condition and Results of Operations is based upon the consolidated financial statements, which have been prepared in accordance with U.S. GAAP. The preparation of financial statements in accordance with U.S. GAAP requires the use of estimates and assumptions that could affect the reported amounts of assets and liabilities, the disclosure of contingent assets and liabilities and the reported amounts of revenues and expenses. Actual results could differ from these estimates. A summary of our significant accounting policies is presented in note 2 to our consolidated financial statements. The following is a summary of our accounting policies that are affected most by judgments, estimates and assumptions.

Critical Accounting Estimates and Policies - Overall

Consolidation

We consolidate entities on a variable interest or voting interest model or, if applicable, apply specialized accounting guidance for investment companies. Significant judgment may be required for the application of the VIE guidance and to determine whether entities qualify as investment companies under U.S. GAAP.

The assessment of whether an entity is a variable interest entity and the determination of whether Apollo should consolidate requires judgment. Those judgments include, but are not limited to: (i) determining whether the total equity investment at risk is sufficient to permit the entity to finance its activities without additional subordinated financial support, (ii) evaluating whether the holders of equity investment at risk, as a group, can make decisions that have a significant effect on the success of the entity, (iii) determining whether the equity investors have proportionate voting rights to their obligations to absorb losses or rights to receive the expected residual returns from an entity and (iv) evaluating the nature of the relationship and activities of those related parties with shared power or under common control for purposes of determining which party within the related-party group is most closely associated with the VIE. Judgments are also made in determining whether a member in the equity group has a controlling financial interest, including power to direct activities that most significantly impact the VIE's economic performance and rights to receive benefits or obligations to absorb losses that could be potentially significant to the VIE. This analysis considers all relevant economic interests, including proportionate interests held through related parties.

Additionally, evaluating an entity to determine whether it meets the characteristics of an investment company under U.S. GAAP is qualitative in nature and may involve significant judgment. The Company has retained this specialized accounting for investment companies in consolidation.

Equity-Based Compensation

Equity-based compensation is generally measured based on the grant date fair value of the award. Certain RSUs granted by the Company vest subject to continued employment and the Company's receipt of performance fees, within prescribed periods, sufficient to cover the associated equity-based compensation expense. Equity-based compensation expense for such awards, if and when granted, will be recognized on an accelerated recognition method over the requisite service period to the extent the performance fee metrics are met or deemed probable. The addition of these performance measures helps to promote the interests of our shareholders and fund investors by making RSU vesting contingent on the realization and distribution of profits on our funds. For more information regarding Apollo's equity-based compensation awards, see note 15 to our consolidated financial statements. The Company's assumptions made to determine the fair value on grant date are embodied in the calculations of compensation expense.

A significant part of our compensation expense is derived from amortization of RSUs. The fair value of all RSU grants is based on the grant date fair value, which considers the public share price of AGM. The Company has three types of RSU grants, which we refer to as Plan Grants, Bonus Grants, and Performance Grants. Plan Grants may or may not provide the right to receive dividend equivalents until the RSUs vest and the underlying shares are generally issued by March 15th after the year in which they vest. For Plan Grants, the grant date fair value is based on the public share price of the Company, and is discounted for transfer restrictions and lack of dividends until vested if applicable. Bonus Grants provide the right to receive dividend equivalents on both vested and unvested RSUs and Performance Grants provide the right to receive dividend equivalents on vested RSUs and may also provide the right to receive dividend equivalents on unvested RSUs. Both Bonus Grants and Performance Grants are generally issued by March 15th of the year following the year in which they vest. For Bonus Grants and Performance Grants, the grant date fair value for the periods presented is based on the public share price of AGM, and is discounted for transfer restrictions.

We utilized the present value of a growing annuity formula to calculate a discount for the lack of pre-vesting dividends on certain Plan Grant and Performance Grant RSUs. The weighted average for the inputs utilized for the shares granted are presented in the table below for Plan Grants and Performance Grants:

	Years ended December 31,		
	2024	2023	2022
Plan Grants:			
Dividend Yield ¹	1.5%	2.1%	3.0%
Cost of Equity Capital Rate ²	14.2%	13.7%	12.3%
Performance Grants:			
Dividend Yield ¹	1.3%	2.2%	2.9%
Cost of Equity Capital Rate ²	14.4%	12.6%	12.3%

¹ Calculated based on the historical dividends paid during the year ended December 31, 2024 and the price of the Company's common stock as of the measurement date of the grant on a weighted average basis.

² Assumes a discount rate that was equivalent to the opportunity cost of foregoing distributions on unvested Plan Grant and Performance Grant RSUs as of the valuation date, based on the Capital Asset Pricing Model ("CAPM"). CAPM is a commonly used mathematical model for developing expected returns.

We utilize the Finnerty Model to calculate a marketability discount on the Plan Grant, Bonus Grant and Performance Grant RSUs to account for the lag between vesting and issuance. The Finnerty Model provides for a valuation discount reflecting the holding period restriction embedded in a restricted security preventing its sale over a certain period of time.

The Finnerty Model proposes to estimate a discount for lack of marketability such as transfer restrictions by using an option pricing theory. This model has gained recognition through its ability to address the magnitude of the discount by considering the volatility of a company's stock price and the length of restriction. The concept underpinning the Finnerty Model is that a restricted security cannot be sold over a certain period of time. Further simplified, a restricted share of equity in a company can be viewed as having forfeited a put on the average price of the marketable equity over the restriction period (also known as an "Asian Put Option"). If we price an Asian Put Option and compare this value to that of the assumed fully marketable underlying security, we can effectively estimate the marketability discount. The inputs utilized in the Finnerty Model are (i) length of holding period, (ii) volatility and (iii) dividend yield.

The weighted average for the inputs utilized for the shares granted are presented in the table below for Plan Grants, Bonus Grants and Performance Grants:

	Years ended December 31,		
	2024	2023	2022
Plan Grants:			
Holding Period Restriction (in years)	0.5	4.1	1.2
Volatility ¹	27.8%	41.4%	44.8%
Dividend Yield ²	1.5%	2.1%	3.0%
Bonus Grants:			
Holding Period Restriction (in years)	0.2	0.2	0.2
Volatility ¹	24.0%	38.5%	34.5%
Dividend Yield ²	1.5%	2.3%	2.9%
Performance Grants:			
Holding Period Restriction (in years)	2.3	1.1	0.9
Volatility ¹	34.9%	41.9%	37.4%
Dividend Yield ²	1.3%	2.2%	2.9%

¹ The Company determined the expected volatility based on the volatility of the Company's common stock price as of the grant date with consideration to comparable companies.

² Calculated based on the historical dividends paid during the years ended December 31, 2024, 2023 and 2022 and the Company's common stock price as of the measurement date of the grant on a weighted average basis.

Income Taxes

Significant judgment is required in determining tax expense and in evaluating certain and uncertain tax positions. The Company recognizes the tax benefit of uncertain tax positions when the position is "more likely than not" to be sustained upon examination, including resolution of any related appeals or litigation processes, based on the technical merits of the position. The tax benefit is measured as the largest amount of benefit that has a greater than 50% likelihood of being realized upon ultimate settlement. If a tax position is not considered more likely than not to be sustained, then no benefits of the position are recognized. The Company's tax positions are reviewed and evaluated quarterly to determine whether the Company has uncertain tax positions that require financial statement recognition.

Deferred tax assets and liabilities are recognized for the expected future tax consequences of differences between the carrying amount of assets and liabilities and their respective tax bases using currently enacted tax rates. The effect on deferred tax assets and liabilities of a change in tax rates is recognized in income in the period during which the change is enacted. Deferred tax assets are reduced by a valuation allowance when it is more likely than not that all or a portion of the deferred tax assets will not be realized.

Critical Accounting Estimates and Policies - Asset Management

Investments, at Fair Value

On a quarterly basis, Apollo utilizes valuation committees consisting of members from senior management, to review and approve the valuation results related to the investments of the funds it manages. The Company also retains external valuation firms to provide third-party valuation consulting services to Apollo, which consist of certain limited procedures that management identifies and requests them to perform. The limited procedures provided by the external valuation firms assist management with validating their valuation results or determining fair value. The Company performs various back-testing procedures to validate their valuation approaches, including comparisons between expected and observed outcomes, forecast evaluations and variance analyses. However, because of the inherent uncertainty of valuation, the estimated values may differ significantly from the values that would have been used had a ready market for the investments existed, and the differences could be material.

The fair values of the investments in the funds we manage can be impacted by changes to the assumptions used in the underlying valuation models. For further discussion on the impact of changes to valuation assumptions see "Item 7A.

Quantitative and Qualitative Disclosures About Market Risk—Sensitivities” in this report. There have been no material changes to the valuation approaches utilized during the periods that our financial results are presented in this report.

Fair Value of Financial Instruments

Except for the Company’s debt obligations (each as defined in note 14 to our consolidated financial statements), Apollo’s financial instruments are recorded at fair value or at amounts whose carrying values approximate fair value. See “—Investments, at Fair Value” above. While Apollo’s valuations of portfolio investments are based on assumptions that Apollo believes are reasonable under the circumstances, the actual realized gains or losses will depend on, among other factors, future operating results, the value of the assets and market conditions at the time of disposition, any related transaction costs and the timing and manner of sale, all of which may ultimately differ significantly from the assumptions on which the valuations were based. Financial instruments’ carrying values generally approximate fair value because of the short-term nature of those instruments or variable interest rates related to the borrowings.

Revenue Recognition

Performance Fees

Apollo earns performance fees from funds we manage as a result of such funds achieving specified performance criteria. Such performance fees generally are earned based upon a fixed percentage of realized and unrealized gains of various funds after meeting any applicable hurdle rate or threshold minimum.

Performance allocations are performance fees that are generally structured from a legal standpoint as an allocation of capital to the Company. Performance allocations from certain of the funds that we manage are subject to contingent repayment and are generally paid to us as particular investments made by the funds are realized. If, however, upon liquidation of a fund, the aggregate amount paid to us as performance fees exceeds the amount actually due to us based upon the aggregate performance of the fund, the excess (in certain cases net of taxes) is required to be returned by us to that fund. We account for performance allocations as an equity method investment, and accordingly, we accrue performance allocations quarterly based on fair value of the underlying investments and separately assess if contingent repayment is necessary. The determination of performance allocations and contingent repayment considers both the terms of the respective partnership agreements and the current fair value of the underlying investments within the funds. Estimates and assumptions are made when determining the fair value of the underlying investments within the funds and could vary depending on the valuation methodology that is used. See “Investments, at Fair Value” below for further discussion related to significant estimates and assumptions used for determining fair value of the underlying investments in our credit and equity funds.

Incentive fees are performance fees structured as a contractual fee arrangement rather than a capital allocation. Incentive fees are generally received from the management of CLOs, managed accounts, ADS and MFIC. For a majority of our incentive fees, once the quarterly or annual incentive fees have been determined, there is no look-back to prior periods for a potential contingent repayment, however, certain other incentive fees can be subject to contingent repayment at the end of the life of the entity. In accordance with the revenue recognition standard, certain incentive fees are considered a form of variable consideration and therefore are deferred until fees are probable to not be significantly reversed. There is significant judgment involved in determining if the incentive fees are probable to not be significantly reversed, but generally the Company will defer the revenue until the fees are crystallized or are no longer subject to clawback or reversal.

Management Fees

Management fees related to the credit funds we manage can be based on net asset value, gross assets, adjusted cost of all unrealized portfolio investments, capital commitments, adjusted assets, capital contributions, or stockholders’ equity, all as defined in the respective partnership agreements. The management fee calculations for the credit funds we manage that consider net asset value, gross assets, adjusted cost of all unrealized portfolio investments and adjusted assets are normally based on the terms of the respective partnership agreements and the current fair value of the underlying investments within the funds. Estimates and assumptions are made when determining the fair value of the underlying investments within the funds and could vary depending on the valuation methodology that is used. The management fees related to equity funds we manage, by contrast, are generally based on a fixed percentage of the committed capital or invested capital. The corresponding fee calculations that consider committed capital or invested capital are both objective in nature and therefore do not require the use of significant estimates or assumptions. See “Investments, at Fair Value” below for further discussion related to significant estimates and assumptions used for determining fair value of the underlying investments in the credit and equity funds.

Profit Sharing Expense

Profit sharing expense is primarily a result of agreements with employees to compensate them based on the ownership interest they have in the general partners of the Apollo funds. Therefore, changes in the fair value of the underlying investments in the funds we manage and advise affect profit sharing expense. Employees are generally allocated approximately 30% to 61%, of the total performance fees which is driven primarily by changes in fair value of the underlying fund's investments and is treated as compensation expense. Additionally, profit sharing expenses paid may be subject to clawback from employees and former employees to the extent not indemnified. When applicable, the accrual for potential clawback of previously distributed profit sharing amounts, which is a component of due from related parties on the consolidated statements of financial condition, represents all amounts previously distributed to employees and former employees that would need to be returned to the general partner if the Apollo funds were to be liquidated based on the current fair value of the underlying funds' investments as of the reporting date. The actual general partner receivable, however, would not become realized until the end of a fund's life.

Several of the Company's employee remuneration programs are dependent upon performance fee realizations, including the incentive pool, and dedicated performance fee rights and certain RSU awards for which vesting is contingent, in part, on the realization of performance fees in a specified period. The Company established these programs to attract and retain, and provide incentive to, partners and employees of the Company and to more closely align the overall compensation of partners and employees with the overall realized performance of the Company. Dedicated performance fee rights entitle their holders to payments arising from performance fee realizations. The incentive pool enables certain employees to earn discretionary compensation based on realized performance fees in a given year, which amounts are reflected in profit sharing expense in the Company's consolidated financial statements. Amounts earned by participants as a result of their performance fee rights (whether dedicated or incentive pool) will vary year-to-year depending on the overall realized performance of the Company (and, in the case of the incentive pool, on their individual performance). There is no assurance that the Company will continue to compensate individuals through the same types of arrangements in the future and there may be periods when the Company determines that allocations of realized performance fees are not sufficient to compensate individuals, which may result in an increase in salary, bonus and benefits, the modification of existing programs or the use of new remuneration programs. Reductions in performance fee revenues could also make it harder to retain employees and cause employees to seek other employment opportunities.

Critical Accounting Estimates and Policies - Retirement Services

Investments

The Company is responsible for the fair value measurement of investments presented in the consolidated financial statements. The Company performs regular analysis and review of its valuation techniques, assumptions and inputs used in determining fair value to evaluate if the valuation approaches are appropriate and consistently applied, and the various assumptions are reasonable. The Company also performs quantitative and qualitative analysis and review of the information and prices received from commercial pricing services and broker-dealers, to verify it represents a reasonable estimate of the fair value of each investment. In addition, the Company uses both internally-developed and commercially-available cash flow models to analyze the reasonableness of fair values using credit spreads and other market assumptions, where appropriate. For investment funds, the Company typically recognizes its investment, including those for which it has elected the fair value option, based on net asset value information provided by the general partner or related asset manager. For a discussion of investment funds for which it has elected the fair value option, see note 7 to the consolidated financial statements.

Valuation of Fixed Maturity Securities, Equity Securities and Mortgage Loans

The following table presents the fair value of fixed maturity securities, equity securities and mortgage loans, including those with related parties and those held by consolidated VIEs, by pricing source and fair value hierarchy:

	December 31, 2024			
	Total	Level 1	Level 2	Level 3
<i>(In millions, except percentages)</i>				
Fixed maturity securities				
AFS securities				
Priced via commercial pricing services	\$ 116,317	\$ 7,818	\$ 108,495	\$ 4
Priced via independent broker-dealer quotations	37,582	—	34,896	2,686
Priced via models or other methods	30,268	—	278	29,990
Trading securities				
Priced via commercial pricing services	1,130	21	1,109	—
Priced via independent broker-dealer quotations	453	1	430	22
Priced via models or other methods	573	—	—	573
Trading securities of consolidated VIEs	2,301	—	347	1,954
Total fixed maturity securities, including related parties and consolidated VIEs	188,624	7,840	145,555	35,229
Equity securities				
Priced via commercial pricing services	1,263	190	1,073	—
Priced via independent broker-dealer quotations	—	—	—	—
Priced via models or other methods	261	—	—	261
Total equity securities, including related parties	1,524	190	1,073	261
Mortgage loans				
Priced via commercial pricing services	61,057	—	—	61,057
Priced via independent broker-dealer quotations	—	—	—	—
Priced via models or other methods	3,479	—	—	3,479
Mortgage loans of consolidated VIEs	2,579	—	—	2,579
Total mortgage loans, including related parties and consolidated VIEs	67,115	—	—	67,115
Total fixed maturity securities, equity securities and mortgage loans, including related parties and consolidated VIEs	\$ 257,263	\$ 8,030	\$ 146,628	\$ 102,605
Percentage of total	100.0 %	3.1 %	56.9 %	40.0 %

The Company measures the fair value of its securities based on assumptions used by market participants in pricing the assets, which may include inherent risk, restrictions on the sale or use of an asset, or nonperformance risk. The estimate of fair value is the price that would be received to sell a security in an orderly transaction between market participants in the principal market, or the most advantageous market in the absence of a principal market, for that security. Market participants are assumed to be independent, knowledgeable, able and willing to transact an exchange while not under duress. The valuation of securities involves judgment, is subject to considerable variability and is revised as additional information becomes available. As such, changes in, or deviations from, the assumptions used in such valuations can significantly affect the Company's consolidated financial statements. Financial markets are susceptible to severe events evidenced by rapid depreciation in security values accompanied by a reduction in asset liquidity. The Company's ability to sell securities, or the price ultimately realized upon the sale of securities, depends upon the demand and liquidity in the market and increases the use of judgment in determining the estimated fair value of certain securities. Accordingly, estimates of fair value are not necessarily indicative of the amounts that could be realized in a current or future market exchange.

For fixed maturity securities, the Company obtains the fair values, when available, based on quoted prices in active markets that are regularly and readily obtainable. Generally, these are liquid securities and the valuation does not require significant management judgment. When quoted prices in active markets are not available, fair value is based on market standard valuation techniques, giving priority to observable inputs. The Company obtains the fair value for most marketable bonds without an active market from several commercial pricing services. The pricing services incorporate a variety of market observable information in their valuation techniques, including benchmark yields, broker-dealer quotes, credit quality, issuer spreads, bids,

offers, and other reference data. For certain fixed maturity securities without an active market, an internally-developed discounted cash flow or other approach is utilized to calculate the fair value. A discount rate is used, which adjusts a market comparable base rate for securities with similar characteristics for credit spread, market illiquidity or other adjustments. The fair value of privately placed fixed maturity securities is based on the credit quality and duration of comparable marketable securities, which may be securities of another issuer with similar characteristics. In some instances, the Company uses a matrix-based pricing model, which considers the current level of risk-free interest rates, corporate spreads, credit quality of the issuer and cash flow characteristics of the security. The Company also considers additional factors, such as net worth of the borrower, value of collateral, capital structure of the borrower, presence of guarantees and its evaluation of the borrower's ability to compete in its relevant market.

For equity securities, the Company obtains the fair value, when available, based on quoted market prices. Other equity securities, typically private equities or equity securities not traded on an exchange, are valued based on other sources, such as commercial pricing services or brokers.

For mortgage loans, the Company uses independent commercial pricing services. Discounted cash flow analysis is performed through which the loans' contractual cash flows are modeled and an appropriate discount rate is determined to discount the cash flows to arrive at a present value. Financial factors, credit factors, collateral characteristics and current market conditions are all taken into consideration when performing the discounted cash flow analysis.

The Company performs vendor due diligence exercises annually for all asset classes to review vendor processes, models and assumptions. Additionally, the Company reviews price movements on a quarterly basis to ensure reasonableness.

Derivatives

Valuation of Embedded Derivatives on Indexed Annuities

Athene issues and reinsures products, primarily indexed annuity products, or purchases investments that contain embedded derivatives. If Athene determines the embedded derivative has economic characteristics not clearly and closely related to the economic characteristics of the host contract, and a separate instrument with the same terms would qualify as a derivative instrument, the embedded derivative is bifurcated from the host contract and accounted for separately, unless the fair value option is elected on the host contract.

Indexed annuities and indexed universal life insurance contracts allow the policyholder to elect a fixed interest rate return or an equity market component for which interest credited is based on the performance of certain equity market indices. The equity market option is an embedded derivative, similar to a call option. The benefit reserve is equal to the sum of the fair value of the embedded derivative and the host (or guaranteed) component of the contracts. The fair value of the embedded derivative represents the present value of cash flows attributable to the indexed strategies. The embedded derivative cash flows are based on assumptions for future policy growth, which include assumptions for expected index credits on the next policy anniversary date, future equity option costs, volatility, interest rates and policyholder behavior. The embedded derivative cash flows are discounted using a rate that reflects Athene's own credit rating. The host contract is established at contract inception as the initial account value less the initial fair value of the embedded derivative and accreted over the policy's life. Contracts acquired through a business combination which contain an embedded derivative are re-bifurcated as of the acquisition date.

In general, the change in the fair value of the embedded derivatives will not directly correspond to the change in fair value of the hedging derivative assets. The derivatives are intended to hedge the index credits expected to be granted at the end of the current term. The options valued in the embedded derivatives represent the rights of the policyholder to receive index credits over the period indexed strategies are made available to the policyholder, which is typically longer than the current term of the options. From an economic basis, Athene believes it is suitable to hedge with options that align with the index terms of its indexed annuity products because policyholder accounts are credited with index performance at the end of each index term. However, because the value of an embedded derivative in an indexed annuity contract is longer-dated, there is a duration mismatch which may lead to differences in the recognition of income and expense for accounting purposes.

A significant assumption in determining policy liabilities for indexed annuities is the vector of rates used to discount indexed strategy cash flows. The change in risk-free rates is expected to drive most of the movement in the discount rates between periods. Changes to credit spreads for a given credit rating as well as any change to Athene's credit rating requiring a revised level of nonperformance risk would also be factors in the changes to the discount rate. If the discount rates used to discount the

indexed strategy cash flows were to fluctuate, there would be a resulting change in reserves for indexed annuities recorded through the consolidated statements of operations.

As of December 31, 2024, Athene had embedded derivative liabilities classified as Level 3 in the fair value hierarchy of \$11.2 billion. The increase (decrease) to the embedded derivatives on indexed annuity products from hypothetical changes in discount rates is summarized as follows:

<i>(In millions)</i>	December 31, 2024
+100 bps discount rate	\$ (569)
-100 bps discount rate	626

However, these estimated effects do not take into account potential changes in other variables, such as equity price levels and market volatility, which can also contribute significantly to changes in carrying values. Therefore, the quantitative impact presented in the table above does not necessarily correspond to the ultimate impact on the consolidated financial statements. In determining the ranges, Athene has considered current market conditions, as well as the market level of discount rates that can reasonably be anticipated over the near-term. For additional information regarding sensitivities to interest rate risk and public equity risk, see “Item 7A. Quantitative and Qualitative Disclosures About Market Risk—Sensitivities”.

Future Policy Benefits

The future policy benefit liabilities associated with long duration contracts include term and whole-life products, accident and health, disability, and deferred and immediate annuities with life contingencies, which include pension group annuities with life contingencies. Liabilities for nonparticipating long duration contracts are established as the estimated present value of benefits Athene expects to pay to or on behalf of the policyholder and related expenses less the present value of the net premiums to be collected. For immediate annuities with life contingencies, the liability for future policy benefits is equal to the present value of future benefits and related expenses.

Liabilities for nonparticipating long-duration contracts are established using accepted actuarial valuation methods which require the use of assumptions related to discount rate, expenses and policyholder behavior. Athene bases certain key assumptions related to policyholder behavior on industry standard data, adjusted to align with company experience, if needed. All cash flow assumptions, apart from expense assumptions, are established at contract issuance and reviewed annually, or more frequently, if actual experience suggests a revision is necessary.

Immediate annuities with life contingencies, which include pension group annuities with life contingencies, and assumed whole life contracts represent the significant majority of Athene’s liabilities for future policy benefits. Significant assumptions for its immediate annuities with life contingencies include discount rates, assumptions for policyholder longevity and policyholder utilization for contracts with deferred lives, while significant assumptions for its whole life contracts include discount rates and assumptions for policyholder mortality, morbidity and lapse rates.

In general, the reserve for future policy benefits associated with life-contingent payout annuities will decrease when longevity decreases, resulting in remeasurement gains in the consolidated statements of operations. Changes in the discount rate in periods after a cohort has closed will not impact interest expense recognition within the consolidated statements of operations. However, changes in the discount rate will impact the recorded reserve on the consolidated statements of financial condition, with an offsetting unrealized gain or loss recorded to other comprehensive income (loss). Athene uses a single A rate to calculate the present value of reserves related to its immediate annuities with life contingencies and assumed whole life products.

For limited-payment contracts where premiums are due over a significantly shorter period than the period over which benefits are provided, a deferred profit liability is established to the extent that gross premium exceeds the net premium reserve and included within future policy benefits. When the net premium ratio for the corresponding future policy benefit is updated for actual experience and changes to projected cash flow assumptions, both the future policy benefit reserve and deferred profit liability are retrospectively recalculated from the contract issuance date. Also included within the liability for future policy benefits is negative VOBA that was established for blocks of insurance contracts acquired through the Mergers. Negative VOBA is related to Athene’s immediate annuities with life contingencies and is subsequently measured on a basis generally consistent with the deferred profit liability.

The increase (decrease) to future policy benefit reserves from hypothetical changes in discount rates is summarized as follows:

<i>(In millions)</i>	December 31, 2024
+100 bps discount rate	\$ (3,393)
-100 bps discount rate	4,048

Market Risk Benefits

Market risk benefits represent contracts or contract features that both provide protection to the contract holder from, and expose the insurance entity to, other-than-nominal capital market risk. Athene issues and reinsures deferred annuity contracts, which include both traditional deferred and indexed annuities, that contain GLWB and GMDB riders. These riders meet the criteria for and are classified as market risk benefits.

Market risk benefits are measured at fair value at the contract level and may be recorded as a liability or an asset. At contract inception, Athene assesses the fees and assessments that are collectible from the policyholder, which include explicit rider fees and other contract fees, and allocates them to the extent they are attributable to the market risk benefit. These attributed fees are used in the valuation of the market risk benefits and are never negative or exceed total explicit fees collectible from the policyholder. Athene is also required to project the expected benefits that will be required for the riders in excess of the projected account balance. Determining the projected benefits in excess of the projected account balance requires judgment for economic and actuarial assumptions, both of which are used in determining future policyholder account growth that will drive the amount of benefits required.

Economic assumptions include interest rates and implied equity volatilities throughout the duration of the liability. For riders on indexed annuities, this also includes assumptions about projected equity returns, which impact expected index credits on the next policy anniversary date and future equity option costs. When economic assumptions lead to an increase in expected future policy growth from higher interest and index crediting during the accumulation period, the higher projected account balance at the time of rider utilization decreases the inherent value of the rider as less payments for benefits are required in excess of the account balance. All else constant, the increase in the projected account balance will, therefore, result in a decrease to the market risk benefit liability, or an increase if the market risk benefit is in an asset position, with remeasurement gains recorded in the consolidated statements of operations.

Policyholder behavior assumptions are established using accepted actuarial valuation methods to estimate decrements to policies with riders including lapses, full and partial withdrawals (surrender rate) and mortality and the utilization of the benefit riders. Base lapse rates consider the level of surrender charges and are dynamically adjusted based on the level of current interest rates relative to the guaranteed rates and the amount by which any rider guarantees are in a net positive position. Rider utilization assumptions consider the number and timing of policyholders electing the riders. Athene tracks and updates this assumption as experience emerges. Mortality assumptions are set at the product level and are generally based on standard industry tables with adjustments for historical experience and a provision for mortality improvement. While economic assumptions impact the projected account value and the benefits paid in excess of the account value, policyholder behavior assumptions, such as surrenders, impact the expected number of policies that will elect to utilize the rider. An expected increase in decrements and decrease in rider utilization, all else constant, will result in a decrease to the market risk benefit liability or an increase in the market risk benefit asset with remeasurement gains recorded in the consolidated statements of operations.

All inputs, including expected fees and assessments and economic and policyholder behavior assumptions, are used to project excess benefits and fees over a range of risk-neutral, stochastic interest rate scenarios. For riders on indexed annuities, stochastic equity return scenarios are also included within the range. The discount rate used to present value the projected cash flows is a significant assumption, with the change in risk-free rates expected to drive most of the movement in discount rates between periods. A risk margin is deducted from the discount rate to reflect the uncertainty in the projected cash flows, such as variations in policyholder behavior, and a credit spread is added to reflect Athene's risk of nonperformance. If the discount rates used were to fluctuate, there would be a resulting change in reserves for the market risk benefits recorded through the consolidated statements of operations, except for the portion related to the change in nonperformance risk, which is recorded through other comprehensive income (loss).

The increase (decrease) to the net market risk benefit balance from hypothetical changes in the discount rate is summarized as follows:

<i>(In millions)</i>	December 31, 2024
+100 bps discount rate	\$ (867)
-100 bps discount rate	748

Recent Accounting Pronouncements

A list of recent accounting pronouncements that are relevant to Apollo and its industries is included in note 2 to our consolidated financial statements.

Contractual Obligations, Commitments and Contingencies

Fixed and determinable payments due in connection with the Company's material contractual obligations are as follows as of December 31, 2024:

<i>(In millions)</i>	2025	2026 - 2027	2028 - 2029	2030 and Thereafter	Total
Asset Management					
Operating lease obligations ¹	\$ 82	\$ 160	\$ 156	\$ 430	\$ 828
Other long-term obligations ²	33	1	—	—	34
AGM credit facility ³	1	2	2	—	5
Debt obligations ³	234	934	1,071	6,446	8,685
	<u>350</u>	<u>1,097</u>	<u>1,229</u>	<u>6,876</u>	<u>9,552</u>
Retirement Services					
Interest sensitive contract liabilities	21,781	59,626	77,107	95,123	253,637
Future policy benefits	2,944	5,617	4,932	36,409	49,902
Market risk benefits	—	—	—	6,219	6,219
Other policy claims and benefits	107	—	—	—	107
Dividends payable to policyholders	8	15	13	56	92
Debt obligations ³	333	664	1,603	10,234	12,834
Securities to repurchase ⁴	4,281	1,689	—	—	5,970
	<u>29,454</u>	<u>67,611</u>	<u>83,655</u>	<u>148,041</u>	<u>328,761</u>
Obligations	<u>\$ 29,804</u>	<u>\$ 68,708</u>	<u>\$ 84,884</u>	<u>\$ 154,917</u>	<u>\$ 338,313</u>

¹ Operating lease obligations excludes \$156 million of other operating expenses associated with operating leases.

² Includes (i) payments on management service agreements related to certain assets and (ii) payments with respect to certain consulting agreements entered into by the Company. Note that a significant portion of these costs are reimbursable by funds.

³ The obligations for debt payments include contractual maturities of principal and estimated future interest payments based on the terms of the debt agreements. See note 14 of the consolidated financial statements for further discussion of these debt obligations.

⁴ The obligations for securities to repurchase payments include contractual maturities of principal and estimated future interest payments based on the terms of the agreements. Future interest payments on floating rate repurchase agreements were calculated using the December 31, 2024 interest rate.

Note: Due to the fact that the timing of certain amounts to be paid cannot be determined or for other reasons discussed below, the following contractual commitments have not been presented in the table above.

- (i) As noted previously, the tax receivable agreement requires us to pay to our Former Managing Partners and Contributing Partners 85% of any tax savings received by AGM and its subsidiaries from our step-up in tax basis. The tax savings achieved may not ensure that we have sufficient cash available to pay this liability and we might be required to incur additional debt to satisfy this liability.
- (ii) Debt amounts related to the consolidated VIEs are not presented in the table above as the Company is not a guarantor of these non-recourse liabilities.
- (iii) In connection with the Stone Tower acquisition, Apollo agreed to pay the former owners of Stone Tower a specified percentage of any future performance fees earned from certain of the Stone Tower funds, CLOs and strategic investment accounts. In connection with the acquisition of Griffin Capital's U.S. asset management business on May 3, 2022, Apollo agreed to pay the former owners certain share-based consideration contingent on specified AUM and capital raising thresholds. These contingent consideration liabilities are remeasured to fair value at each reporting period until the obligations are satisfied. See note 19 to the consolidated financial statements for further information regarding the contingent consideration liabilities.
- (iv) Commitments from certain of our subsidiaries to contribute to the funds we manage and certain related parties.

Atlas

In connection with the Company and CS’s previously announced transaction, certain subsidiaries of Atlas acquired certain assets of the CS Securitized Products Group (the “Transaction”). Under the terms of the Transaction, Atlas originally agreed to pay CS an amount of \$3.3 billion by February 8, 2028. This deferred purchase price is an obligation first of Atlas, second of AAA, third of AAM, fourth of AHL and fifth of AARe. Each of AARe and AAM issued an assurance letter to CS for the full deferred purchase obligation amount of \$3.3 billion. In March 2024, in connection with Atlas concluding its investment management agreement with CS, Atlas will no longer receive \$0.8 billion of fees and the deferred purchase price obligation is reduced by a corresponding amount from \$3.3 billion to \$2.5 billion. In addition, certain strategic investors have made equity commitments to Atlas which therefore obligates these investors for a portion of the deferred purchase price obligation.

In exchange for the purchase price, Atlas originally received approximately \$0.4 billion in cash and a portfolio of senior secured warehouse assets, subject to debt, with approximately \$1 billion of tangible equity value. These warehouse assets are senior secured assets at industry standard loan-to-value ratios, structured to investment grade-equivalent criteria, and were approved by Atlas in connection with this Transaction. Atlas also benefits generally from the net spread earned on these assets in excess of its cost of financing. Finally, Atlas will earn total fees of \$0.4 billion under the terms of the investment management agreement with CS, including management fees and transition and termination payments. As a result, the guarantee related to the Company’s aforementioned assurance letter is not probable of payment and, therefore, a liability has not been reflected on the consolidated financial statements.

Supplemental Guarantor Financial Information

The 2053 Subordinated Notes and the 2054 Subordinated Notes issued by AGM are guaranteed on a junior, unsecured basis, and the 2033 Senior Notes and the 2054 Senior Notes issued by AGM are both guaranteed on a senior, unsecured basis, by AAM, together with certain Apollo intermediary holding companies (collectively, the “Guarantors”). The Guarantors fully and unconditionally guarantee payments of principal, premium, if any, and interest (i) on the 2053 Subordinated Notes and the 2054 Subordinated Notes on a subordinated, unsecured basis and (ii) on the 2033 Senior Notes and the 2054 Senior Notes on a senior, unsecured basis. See note 14 of the consolidated financial statements for further discussion on these debt obligations.

AGM, as issuer, and the Guarantors are holding companies. The primary sources of cash flow are dependent upon distributions from their respective subsidiaries to meet their future obligations under the notes and the guarantees, respectively. The 2033 Senior Notes, the 2054 Senior Notes, the 2053 Subordinated Notes and the 2054 Subordinated Notes are not guaranteed by any fee generating businesses, Apollo-managed funds, or Athene and its direct and indirect subsidiaries. Holders of the guaranteed registered debt securities will have a direct claim only against AGM as issuer.

The following tables present summarized financial information of AGM, as the issuer of the debt securities, and the Guarantors on a combined basis after elimination of intercompany transactions and balances within the Guarantors and equity in the earnings from and investments in any non-guarantor subsidiary. As used herein, “obligor group” means AGM, as the issuer of the debt securities, and the Guarantors on a combined basis. The summarized financial information is provided in accordance with the reporting requirements of Rule 13-01 under SEC Regulation S-X for the obligor group and is not intended to present the financial position or results of operations of the obligor group in accordance with generally accepted accounting principles as such principles are in effect in the United States.

<i>(In millions)</i>	December 31, 2024	
Summarized Statements of Financial Condition		
Current assets, less receivables from non-guarantor subsidiaries	\$	2,545
Non-current assets		8,897
Due from related parties, excluding non-guarantor subsidiaries		598
Current liabilities, less payables to non-guarantor subsidiaries		521
Non-current liabilities		7,122
Due to related parties, excluding non-guarantor subsidiaries		305
Non-controlling interests		11

<i>(In millions)</i>	Year ended December 31,	
	2024	
Summarized Statements of Operations		
Revenues	\$	3,875
Net income (loss)		492
Net income (loss) attributable to obligor group		389

The following are transactions of the obligor group with non-guarantor subsidiaries.

<i>(In millions)</i>	Year ended December 31,	
	2024	
Due from non-guarantor subsidiaries	\$	160
Due to non-guarantor subsidiaries		1,193
Intercompany revenue		1,253
Intercompany expense		545

ITEM 7A. QUANTITATIVE AND QUALITATIVE DISCLOSURES ABOUT MARKET RISK

Market risk is the risk of incurring losses due to adverse changes in market rates and prices. Included in market risk are potential losses in value due to credit and counterparty risk, interest rate risk, currency risk, commodity price risk, equity price risk and inflation risk.

In our asset management business, our predominant exposure to market risk is related to our role as investment manager and general partner for the funds we manage and the sensitivity to movements in the fair value of their investments and resulting impact on performance fees and management fee revenues. Our direct investments in the funds we manage also expose us to market risk whereby movements in the fair values of the underlying investments will increase or decrease both net gains (losses) from investment activities and income (loss) from equity method investments.

Our retirement services business is exposed to market risk through its investment portfolio, its counterparty exposures and its hedging and reinsurance activities. Athene's primary market risk exposures are to credit risk, interest rate risk, equity price risk and inflation risk.

Risk Management Framework

The Company's risk management frameworks are designed to identify, assess and prioritize risks to ensure that senior management understands and can manage our risk profile. Governance over risk exists at both the board level and management level for both the asset management and retirement services businesses. The audit committee of the board of directors of AGM is tasked with reviewing major financial risk exposures of the Company and management's risk assessment and risk management policies.

Asset Management

In our asset management business, risks are analyzed across strategies from both a "bottom up" and "top down" perspective. We gather and analyze data, monitor investments and markets in detail, and constantly strive to better quantify, qualify and circumscribe relevant risks.

Each risk management process is subject to our overall risk tolerance and philosophy and our asset management enterprise risk management framework. This framework governs all business units within the asset management business and (1) conveys our risk culture; (2) outlines our risk management methodology; (3) identifies key roles and responsibilities, and (4) summarizes our core risk areas including, but not limited to, market, credit and operational risks.

Investment and risk management processes are tailored to each respective investment portfolio subject to our overall risk tolerance and philosophy:

- With respect to the credit funds we manage, we continuously monitor a variety of markets for attractive trading opportunities, applying a number of traditional and customized risk management metrics to analyze risk related to specific assets or portfolios.
- The investment process of the equity funds we manage involves a detailed analysis of potential acquisitions, with investment management teams assigned to monitor the strategic development, financing and capital deployment decisions of each portfolio investment.

The AAM Global Risk Committee (“AGRC”) is tasked with assisting AAM in monitoring and managing enterprise risk for the asset management business. The AGRC is chaired by a Co-President of AAM and includes other members of senior management of Apollo’s asset management business. Managing risk is the responsibility of all AAM employees. Businesses and investment professionals are responsible for all the risk taken on and managed in their business areas and risk management groups provide an objective challenge to, and oversight of, the business’ risk management.

Risk management groups of the Company’s asset management business provide summary analysis of fund level market and credit risk to the portfolio managers of the funds managed by Apollo and the heads of the various business units. On a periodic basis, risk owners also provide analyses of select market and credit risk components to various members of senior management. In addition, the business and risk leaders of the Company’s asset management business review specific investments from the perspective of risk mitigation and discuss such analysis with the AGRC or other members of senior management when needed.

Retirement Services

The processes supporting risk management for our retirement services business are designed to ensure that Athene’s risk profile is consistent with its stated risk appetite and that it maintains sufficient capital and liquidity to support its corporate plan, while meeting the requirements imposed by its policyholders, regulators and other stakeholders. The risk management function at Athene strives to maximize the value of its existing business platform to the Company’s stockholders, preserve the ability to realize business and market opportunities under stressed market conditions and withstand the impact of severely adverse events.

AHL’s risk management framework includes a governance committee structure that supports accountability in current risk-based decision making and effective risk management. Governance committees are established at three levels: the AHL board of directors, AHL management and subsidiary management. AHL utilizes a host of assessment tools to monitor and assess its risk profile, results of which are shared with senior management periodically at management level committees, such as the risk committee (“RC”) and the investment and asset liability committee (“IALC”), and with the AHL board of directors quarterly. Business management retains the primary responsibility for day-to-day management of risk.

The risk management team at Athene consists of eight teams: Business and Operational Risk, ALM, Regulatory and Risk Analytics, Risk Policy and Derivatives Risk, Derivatives and Structured Solutions, Asset Risk Management, Strategic and Emerging Risk and Risk Operations and Change Management. The risk management team is led by AHL’s Chief Risk Officer, who reports to the chair of the AHL Risk Committee. AHL’s risk management team is comprised of more than 50 dedicated, full-time employees.

Asset and Liability Management

Asset and liability risk management is a joint effort that spans business management and the entire risk management team. Processes established to analyze and manage the risks of Athene’s assets and liabilities include but are not limited to:

- analyzing AHL’s liabilities to ascertain their sensitivity to behavioral variations and changes in market conditions and actuarial assumptions;
- analyzing interest rate risk, cash flow mismatch, and liquidity risk;
- performing scenario and stress analyses to examine their impacts on capital and earnings;
- performing cash flow testing and capital modeling;
- modeling the values of the derivatives embedded in its policy liabilities so that they can be effectively hedged;
- hedging unwanted risks, including from embedded derivatives, interest rate exposures and currency risks;
- reviewing its corporate plan and strategic objectives, and identifying prospective risks to those objectives under normal and stressed economic, behavioral and actuarial conditions; and
- providing appropriate risk reports that show consolidated risk exposures from assets and liabilities as well as the economic consequences of stress events and scenarios.

Market Risk and Management of Market Risk Exposures

Asset Management

Impact on Management Fees

Our management fees are based on one of the following:

- capital commitments to an Apollo fund;
- capital invested in an Apollo fund;
- the gross, net or adjusted asset value of an Apollo fund, as defined; or
- as otherwise defined in the respective agreements.

Management fees could be impacted by changes in market risk factors, including (i) changes in invested capital or in market values to below cost, due to which management could consider an investment permanently impaired, in the case of certain funds or (ii) changes in gross or net asset value, for the credit funds. The proportion of our management fees that are based on NAV is dependent on the number and types of funds in existence and the current stage of each fund's life cycle.

Impact on Advisory and Transaction Fees—We earn transaction fees relating to certain credit and equity transactions and may obtain reimbursement for certain out-of-pocket expenses incurred. Subsequently, on a quarterly or annual basis, ongoing advisory fees, and additional transaction fees in connection with additional purchases, dispositions, or follow-on transactions, may be earned. Management fee offsets and any broken deal costs, if applicable, are reflected as a reduction to advisory and transaction fees. Advisory and transaction fees will be impacted by changes in market risk factors to the extent that they limit our opportunities to engage in credit and equity transactions or impair our ability to consummate such transactions. The impact of changes in market risk factors on advisory and transaction fees is not readily predicted or estimated.

Impact on Performance Fees

We earn performance fees from the funds we manage as a result of such funds achieving specified performance criteria. Our performance fees will be impacted by changes in market risk factors. However, several major factors will influence the degree of impact:

- the performance criteria for each individual fund in relation to how that fund's results of operations are impacted by changes in market risk factors;
- whether such performance criteria are annual or over the life of the fund;
- to the extent applicable, the previous performance of each fund in relation to its performance criteria; and
- whether each fund's performance fee distributions are subject to contingent repayment.

As a result, the impact of changes in market risk factors on performance fees will vary widely from fund to fund. The impact is heavily dependent on the prior and future performance of each fund, and therefore is not readily predicted or estimated.

Market Risk

We are directly and indirectly affected by changes in market conditions. Market risk generally represents the risk that values of investments will be adversely affected by changes in market conditions. Market risk is inherent in each of the investments of the funds we manage, including equity investments, loans, short-term borrowings, long-term debt, hedging instruments, credit default swaps and other derivatives. Just a few of the market conditions that may shift from time to time, thereby exposing us to market risk, include fluctuations in interest, currency exchange rates and credit spreads, equity prices or changes in the implied volatility of interest rates. Volatility in debt and equity markets can impact our pace of capital deployment, the timing of receipt of transaction fee revenues and the timing of realizations. These market conditions could have an impact on the value of fund investments and rates of return. Accordingly, depending on the instruments or activities impacted, market risks can have wide ranging, complex adverse effects on our results from operations and our overall financial condition. We monitor market risk using certain strategies and methodologies which management evaluates periodically for appropriateness. We intend to continue to monitor this risk going forward and continue to monitor our exposure to all market factors.

The Company is subject to a concentration risk related to the investors in the funds it manages. There are more than 1,000 investors in Apollo's active credit and equity funds, and no individual investor accounts for more than 10% of the total committed capital to Apollo's active funds.

Interest Rate Risk

Interest rate risk represents exposure we and the funds we manage have to instruments whose values vary with the change in interest rates. These instruments include, but are not limited to, loans, borrowings, investments in interest bearing securities and derivative instruments. We may seek to mitigate risks associated with the exposures by having the funds take offsetting positions in derivative contracts. Hedging instruments allow us to seek to mitigate risks by reducing the effect of movements in the level of interest rates, changes in the shape of the yield curve, as well as, changes in interest rate volatility. Hedging instruments used to mitigate these risks may include related derivatives such as options, futures and swaps.

Credit Risk

Credit risk represents exposure we and the funds we manage have to investments or other activity whose value varies with the change in credit spreads, the change in the probability of default by the borrow or the actual default and failure to repay a loan or contractual obligation. Certain of the funds we manage are subject to certain inherent risks through their investments.

Certain entities we manage invest substantially all of their excess cash in open-end money market funds and money market demand accounts, which are included in cash and cash equivalents. The money market funds invest primarily in government securities and other short-term, highly liquid instruments with a low risk of loss. We continually monitor the funds' performance in order to manage any risk associated with these investments.

Certain funds we manage hold derivative instruments that contain an element of risk in the event that the counterparties may be unable to meet the terms of such agreements. We seek to minimize risk exposure by limiting the counterparties with which the funds enter into contracts to banks and investment banks who meet established credit and capital guidelines. Counterparty risk may be further mitigated by the exchange of collateral with a counterparty as a form of credit support for derivative transactions. As of December 31, 2024, we do not expect any counterparty to default on its obligations and therefore do not expect to incur any loss due to counterparty default.

Certain investments of the funds we manage include lower-rated and comparable quality unrated distressed investments and other instruments. Investments in such debt instruments are accompanied by a greater degree of risk of loss due to default by the issuer because such debt instruments are generally unsecured and subordinated to other creditors of the issuer. These issuers generally have high levels of indebtedness and can be more sensitive to adverse market conditions, such as a recession or increasing interest rates, as compared to higher rated issuers. We seek to minimize risk exposure by subjecting each prospective investment to rigorous credit analysis and by making investment decisions based upon objectives that include capital preservation and appreciation, and industry and issuer diversification.

Foreign Exchange Risk

Foreign exchange risk represents exposures the funds we manage have to changes in the values of current fund holdings and future cash flows denominated in other currencies and investments in non-U.S. companies. The types of investments exposed to this risk include investments in foreign subsidiaries, foreign currency-denominated loans, foreign currency-denominated transactions, and various foreign exchange derivative instruments whose values fluctuate with changes in currency exchange rates or foreign interest rates. Instruments used to mitigate this risk are foreign exchange options, currency swaps, futures and forwards. These instruments may be used to help insulate the funds we manage against losses that may arise due to volatile movements in foreign exchange rates and/or interest rates.

In our capacity as investment manager of the funds we manage, we continuously monitor a variety of markets for attractive opportunities for managing risk. For example, certain of the funds we manage may put in place foreign exchange hedges or borrowings with respect to certain foreign currency denominated investments to provide a hedge against foreign exchange exposure.

Non-U.S. Operations

We have offices and conduct business throughout the world and are continuing to expand into foreign markets. Our fund investments and our revenues are primarily derived from our U.S. operations. With respect to our non-U.S. operations, we are subject to risk of loss from currency fluctuations, social instability, changes in governmental policies or policies of central banks, expropriation, nationalization, unfavorable political and diplomatic developments and changes in legislation relating to non-U.S. ownership. The funds we manage also invest in the securities of companies which are located in non-U.S. jurisdictions. As we continue to expand globally, we will continue to focus on monitoring and managing these risk factors as they relate to specific non-U.S. investments.

Retirement Services

Credit Risk and Counterparty Risk

To operate Athene's business model, which is based on generating spread related earnings, it must bear credit risk. However, as Athene assumes credit risk through its investment, reinsurance and hedging activities, it endeavors to ensure that risk exposures remain diversified, that it is adequately compensated for the risks it assumes and that the level of risk is consistent with its risk appetite and objectives.

Credit risk is a key risk taken in the asset portfolio, as the credit spread on Athene's investments is what drives its spread related earnings. Athene manages credit risk by avoiding idiosyncratic risk concentrations, understanding and managing its systematic exposure to economic and market conditions through stress testing, monitoring investment activity daily and distinguishing between price and default risk from credit exposures. Concentration and portfolio limits are designed to ensure that exposure to default and impairment risk is sufficiently modest to not represent a solvency risk, even in severe economic conditions.

The approach to taking credit risk in our retirement services business is formulated based on:

- a fundamental view on existing and potential opportunities at the security level;
- an assessment of the current risk/reward proposition for each market segment;
- identification of downside risks and assigning a probability for those risks; and
- establishing a plan for best execution of the investment action.

A dedicated set of AHL risk managers monitor the asset risks to ensure that such risks are consistent with Athene's risk appetite, standards for committing capital and overall strategic objectives. Athene's risk management team is also a key contributor to the credit impairment evaluation process.

In addition to credit-risk exposures from its investment portfolio, Athene is also exposed to credit risk from its counterparty exposures related to derivative hedging and reinsurance activities. Derivative counterparty risk is managed by trading on a collateralized basis with counterparties under International Swaps and Derivatives Association documents with a credit support annex having zero-dollar collateral thresholds.

Athene utilizes reinsurance to mitigate risks that are inconsistent with its strategy or objectives. For example, Athene has reinsured much of the mortality risk it would otherwise have accumulated through its various acquisitions and block reinsurance transactions, allowing it to focus on its core annuity business. These reinsurance agreements expose Athene to the credit risk of its counterparties. Athene manages this risk to avoid counterparty risk concentrations through various mechanisms: utilization of reinsurance structures such as funds withheld or modco to retain ownership of the assets and limit counterparty risk to the cost of replacing the counterparty; diversification across counterparties; and when possible, novating policies to eliminate counterparty risk altogether.

Interest Rate Risk—Significant interest rate risk may arise from mismatches in the timing of cash flows from Athene's assets and liabilities. Management of interest rate risk at the company-wide level, and at the various operating company levels, is one of the main risk management activities in which AHL senior management engages.

Depending upon the materiality of the risk and Athene's assessment of how it would perform across a spectrum of interest rate environments, Athene may seek to mitigate interest rate risk using on-balance-sheet strategies (portfolio management) or off-balance-sheet strategies (derivative hedges such as interest rate swaps and futures). Athene monitors ALM metrics (such as key-rate durations and convexity) and employs quarterly cash flow testing requirements across all of its insurance companies to

assure the asset and liability portfolios are managed to maintain net interest rate exposures at levels that are consistent with its risk appetite. Athene has established a set of exposure and stress limits to communicate its risk tolerance and to ensure adherence to those risk tolerance levels. Risk management personnel and the RC and/or IALC (together, “AHL management committees”) are notified in the event that risk tolerance levels are exceeded. Depending on the specific risk threshold that is exceeded, the appropriate AHL management committee then makes a decision as to what actions, if any, should be undertaken.

Active portfolio management is performed by our asset management business, with direction from the AHL management committees. ALM risk is also managed by the AHL management committees. The performance of Athene’s investment portfolio is reviewed periodically by the AHL management committees and board of directors. The AHL management committees strive to improve returns to stockholders and protect policyholders, while dynamically managing the risk within Athene’s expectations.

Equity Risk—Athene’s FIAs require it to make payments to policyholders that are dependent on the performance of equity market indices. Athene seeks to minimize the equity risk from its liabilities by economically defeasing this equity exposure with granular, policy-level-based hedging. In addition, Athene’s investment portfolio can be invested in strategies involving public and private equity positions, though in general, it has limited appetite for passive, public equity investments.

The equity index hedging framework implemented is one of static and dynamic replication. Unique policy-level liability options are matched with static OTC options and residual risk arising from (1) policyholder behavior and other trading constraints (for example minimum trade size) and (2) the decision by the organization to enhance the value of the product offerings by dynamically managing a small portion of the exposure on custom indices, are managed dynamically by decomposing the risk of the portfolio (asset and liability positions) into market risk measures which are managed to pre-established risk limits. The portfolio risks are measured overnight and rebalanced daily to ensure that the risk profile remains within risk appetite. Valuation is done at the position level, and risks are aggregated and shown at the level of each underlying index. Risk measures that have term structure sensitivity, such as index volatility risk and interest rate risk, are monitored and risk managed along the term structure.

Athene is also exposed to equity risk in its alternative investment portfolio. The form of those investments is typically a limited partnership interest in a fund. Athene currently targets fund investments that have characteristics resembling fixed income investments versus those resembling pure equity investments, but as holders of partnership positions, Athene’s investments are generally held as equity positions. Alternative investments are comprised of several categories, including at the most liquid end of the spectrum “liquid strategies”, (which is mostly exposure to publicly traded equities), followed by “equity” and “credit” strategies. Athene’s alternatives portfolio also includes strategic equity investments in origination platforms, insurance platforms and others.

Athene’s investment mandate in its alternative investment portfolio is inherently opportunistic. Each investment is examined and analyzed on its own merits to gain a full understanding of the risks present, and with a view toward determining likely return scenarios, including the ability to withstand stress in a downturn. Athene has a strong preference for alternative investments that have some or all of the following characteristics, among others: (1) investments with credit- or debt-like characteristics (for example, a stipulated maturity and par value), or alternatively, investments with reduced volatility when compared to pure equity; or (2) investments that Athene believes have less downside risk.

The alternative investment portfolio is monitored to ensure diversification across asset classes and strategy, and the portfolio’s performance under stress scenarios is evaluated routinely as part of management and board reviews. Since alternative investments are marked-to-market on the consolidated statements of financial condition, risk analyses focus on potential changes in market value across a variety of market stresses.

Currency Risk—Athene manages its currency risk to maintain minimal exposure to currency fluctuations. It attempts to hedge completely the currency risk arising on its statement of financial condition. In general, Athene matches currency exposure of assets and liabilities. When the currency denominations of the assets and liabilities do not match, Athene generally undertakes hedging activities to eliminate or mitigate currency mismatch risk.

Inflation Risk—Athene manages its inflation risk to maintain minimal exposure to changes in purchasing power. In general, it attempts to match inflation exposure of assets and liabilities. When the inflation exposure profiles of assets and liabilities do not match, Athene generally undertakes hedging activities to eliminate or mitigate inflation mismatch risk. Athene attempts to hedge the majority of inflation risk arising from the pension group annuity business that it reinsures.

Scenario Analysis—Athene evaluates exposure to credit risk by analyzing its portfolio's performance during simulated periods of economic stress. Athene manages business, capital and liquidity needs to withstand stress scenarios and target capital it believes will maintain its current ratings in a moderate recession scenario and maintain investment grade ratings under a deep recession scenario, a substantially severe financial crisis akin to the Lehman scenario in 2008. In the recession scenario, Athene calibrates recessionary shocks to several key risk factors (including but not limited to default rates, recoveries, credit spreads and U.S. Treasury yields) using data from the 1991, 2001 and 2008 recessions, and estimates impacts to the various sectors in its portfolio. In the deep recession scenario, Athene uses default probabilities from the 2008-2009 period, along with recovery and ratings migration rates, to estimate impairment impacts, and uses credit spread and interest rate movements from the 2008-2009 period to estimate mark to market changes. Management reviews the impacts of its stress test analyses on a quarterly basis.

Sensitivities

Asset Management

Interest Rate Risk

We are primarily subject to interest rate risk through the investments of the funds we manage. For funds that pay management fees based on NAV or other bases that are sensitive to market value fluctuations, we anticipate our management fees would change consistent with the increase or decrease experienced by the underlying funds' portfolios. In the event that interest rates were to increase by one percentage point, we estimate that management fees earned that were dependent upon estimated fair value would decrease by approximately \$21 million and \$21 million during the years ended December 31, 2024 and 2023, respectively.

Credit Risk

Similar to interest rate risk, we are also subject to credit risk through the investments of the funds we manage. In the event that credit spreads were to increase by one percentage point, we estimate that management fees earned that were dependent upon estimated fair value would decrease by approximately \$21 million and \$22 million during the years ended December 31, 2024 and 2023, respectively.

Foreign Exchange Risk

We estimate for the years ended December 31, 2024 and 2023, a 10% decline in the rate of exchange of all foreign currencies against the U.S. dollar would result in the following declines in management fees and investment income (loss):

<i>(In millions)</i>	Years ended December 31,	
	2024	2023
Management fees	\$ 29	\$ 24
Investment income (loss)	3	1 ¹

¹ We estimate a 10% decline in the rate of exchange of all foreign currencies against the U.S. dollar would result in increases in performance fees, included within investment income (loss), during the year ended December 31, 2023. As a result, such increases are not included within the decline in investment income (loss).

Net Gains from Investment Activities and Investment Income

Our assets and unrealized gains, and our related equity and net income are sensitive to changes in the valuations of the underlying investments of the funds we manage and could vary materially as a result of changes in our valuation assumptions and estimates. See "Item 7. Management's Discussion and Analysis of Financial Conditions and Results of Operations—Critical Accounting Estimates and Policies—Asset Management—Investments, at Fair Value" for details related to the valuation methods that are used and the key assumptions and estimates employed by such methods. We also quantify the Level 3 investments that are included on our consolidated statements of financial condition by valuation methodology in note 7 to the consolidated financial statements. We employ a variety of valuation methods. Furthermore, the investments that we manage but are not on our consolidated statements of financial condition, and therefore impact performance fees, also employ a variety of valuation methods of which no single methodology is used more than any other.

Management Fees

Management fees are primarily based on the net asset value of the relevant fund, gross assets, adjusted equity, capital commitments, invested capital, or as defined in the respective fund's management agreements. Changes in the fair values of the investments that earn management fees based on net asset value, gross assets or adjusted equity will have a direct impact on the amount of management fees that are earned. Management fees earned that were dependent upon estimated fair value during the years ended December 31, 2024 and 2023 would decrease by approximately \$75 million and \$58 million, respectively, if the fair values of the investments held by such funds were 10% lower during the same respective periods.

Management fees for equity funds we manage are generally charged on either (a) a fixed percentage of committed capital over a stated investment period or (b) a fixed percentage of invested capital of unrealized portfolio investments. Changes in values of investments could indirectly affect future management fees from such funds by, among other things, reducing the funds' access to capital or liquidity and their ability to currently pay the management fees or if such change resulted in a write-down of investments below their associated invested capital.

Investment Income (Loss) and Net Gains from Investment Activities

Performance Allocations—Performance allocations from the funds we manage generally are earned based on achieving specified performance criteria and are impacted directly by changes in the fair value of the funds' investments. We anticipate that a 10% decline in the fair values of investments held by all of the funds we manage would decrease performance allocations by approximately \$1.9 billion and \$1.2 billion at December 31, 2024 and 2023, respectively.

Principal Investment Income—For select funds managed by Apollo, our share of income from equity method investments as a general partner in such funds is derived from unrealized gains or losses on investments in funds included in the consolidated financial statements. For funds in which we have an interest, but are not consolidated, our share of investment income is limited to our direct investments in the funds.

We anticipate that a 10% decline in the fair value of investments at December 31, 2024 and 2023 would result in an approximate \$230 million and \$247 million decrease in principal investment income and net gains (losses) from investment activities in our consolidated financial statements, respectively.

Retirement Services

Interest Rate Risk

Athene assesses interest rate exposure for financial assets and liabilities using hypothetical stress tests and exposure analyses. Assuming all other factors are constant, if there was an immediate parallel increase in interest rates of 100 basis points from levels as of December 31, 2024, Athene estimates a net decrease to its point-in-time income (loss) before income tax (provision) benefit from changes in the fair value of these financial instruments of \$3.0 billion, net of offsets. If there was a similar parallel increase in interest rates from levels as of December 31, 2023, Athene estimates a net decrease to its point-in-time income (loss) before income tax (provision) benefit from changes in the fair value of these financial instruments of \$2.5 billion, net of offsets. The increase in sensitivity to point-in-time pre-tax income from changes in the fair value of these financial instruments as of December 31, 2024, when compared to December 31, 2023, was primarily driven by the growth experienced in 2024. The financial instruments included in the sensitivity analysis are carried at fair value and changes in fair value are recognized in earnings. These financial instruments include derivative instruments, embedded derivatives, mortgage loans, certain fixed maturity securities and market risk benefits. The sensitivity analysis excludes those financial instruments carried at fair value for which changes in fair value are recognized in equity, such as AFS fixed maturity securities.

Assuming a 25 basis point increase in interest rates that persists for a 12-month period, the estimated impact to spread related earnings due to the change in net investment spread from floating rate assets and liabilities would be an increase of approximately \$30 – \$40 million, and a 25 basis point decrease would generally result in a similar decrease. This is calculated without regard to future changes to assumptions and excludes the impact of rate changes on cash and cash equivalents. As of December 31, 2024 the balance in cash and cash equivalents plus restricted cash, net investment payables and receivables, reinsurance impacts and the net derivative collateral offsetting the related cash positions, was \$6.8 billion, net of the amount attributable to the non-controlling interests. The decrease in sensitivity to spread related earnings due to the change in net investment spread from floating rate assets and liabilities as of December 31, 2024, when compared to December 31, 2023, was

driven by the decrease in Athene's net floating rate position related to hedging actions as well as additional issuances of floating rate funding agreements in 2024.

Changes in the fair value of market risk benefits due to current period movement in the interest rate curve used to discount the reserve are reflected in net income (loss) but excluded from spread related earnings. However, changes in interest rates that impact the cost of the projected GLWB and GMDB rider benefits, included within Athene's market risk benefit reserve, are amortized within cost of funds in spread related earnings over the life of the business. Assuming a parallel increase in interest rates of 25 basis points, the estimated impact to spread related earnings over a 12-month period related to market risk benefits would be an increase of approximately \$30 – \$50 million, and a parallel decrease in interest rates of 25 basis points would generally result in a similar decrease. This is calculated without regard to future changes to assumptions.

Athene is unable to make forward-looking estimates regarding the impact on net income (loss) of changes in interest rates that persist for a longer period of time, or changes in the shape of the yield curve over time, as a result of an inability to determine how such changes will affect certain of the items that Athene characterizes as "adjustments to income (loss) before income taxes" in its reconciliation between net income (loss) available to AHL common stockholder and spread related earnings. See "Item 7. Management's Discussion and Analysis of Financial Condition and Results of Operations—Summary of Non-U.S. GAAP Measures" for the reconciliation of net income (loss) attributable to AGM common stockholders to adjusted net income, of which spread related earnings is a component. The impact of changing rates on these adjustments is likely to be significant. See above for a discussion regarding the estimated impact on income (loss) before income tax (provision) benefit of an immediate, parallel increase in interest rates of 100 basis points from levels as of December 31, 2024, which discussion encompasses the impact of such an increase on certain of the adjustment items.

The models used to estimate the impact of changes in market interest rates incorporate numerous assumptions, require significant estimates and assume an immediate change in interest rates without any discretionary management action to counteract such a change. Consequently, potential changes in Athene's valuations indicated by these simulations will likely be different from the actual changes experienced under any given interest rate scenarios and these differences may be material. Because Athene actively manages its assets and liabilities, the net exposure to interest rates can vary over time. However, any such decreases in the fair value of fixed maturity securities, unless related to credit concerns of the issuer requiring recognition of credit losses, would generally be realized only if Athene were required to sell such securities at losses to meet liquidity needs.

Public Equity Risk

Athene assesses public equity market risk for financial assets and liabilities using hypothetical stress tests and exposure analyses. Assuming all other factors are constant, if there was a decline in public equity market prices of 10% as of December 31, 2024, Athene estimates a net decrease to its point-in-time income (loss) before income tax (provision) benefit from changes in the fair value of these financial instruments of \$617 million. As of December 31, 2023, Athene estimates that a decline in public equity market prices of 10% would cause a net decrease to its point-in-time income (loss) before income tax (provision) benefit from changes in the fair value of these financial instruments of \$538 million. The increase in sensitivity to point-in-time income (loss) before income tax (provision) benefit from changes in the fair value of these financial instruments as of December 31, 2024, when compared to December 31, 2023, is primarily driven by equity market performance during the year, which has resulted in more equity exposure to public equity market price declines. The financial instruments included in the sensitivity analysis are carried at fair value and changes in fair value are recognized in earnings. These financial instruments include public equity investments, derivative instruments, market risk benefits and the FIA embedded derivative.

ITEM 8. FINANCIAL STATEMENTS AND SUPPLEMENTARY DATA

Index to Consolidated Financial Statements

Report of Independent Registered Public Accounting Firm (PCAOB ID No.34)	134
Consolidated Statements of Financial Condition	138
Consolidated Statements of Operations	140
Consolidated Statements of Comprehensive Income (Loss)	141
Consolidated Statements of Equity	142
Consolidated Statements of Cash Flows	145
Notes to Consolidated Financial Statements	148
Note 1. Organization	148
Note 2. Summary of Significant Accounting Policies	148
Note 3. Merger with Athene	169
Note 4. Investments	171
Note 5. Derivatives	181
Note 6. Variable Interest Entities	185
Note 7. Fair Value	188
Note 8. Reinsurance	207
Note 9. Deferred Acquisition Costs, Deferred Sales Inducements and Value of Business Acquired	209
Note 10. Goodwill	210
Note 11. Long-duration Contracts	210
Note 12. Profit Sharing Payable	220
Note 13. Income Taxes	220
Note 14. Debt	224
Note 15. Equity-Based Compensation	227
Note 16. Equity	229
Note 17. Earnings per Share	234
Note 18. Related Parties	235
Note 19. Commitments and Contingencies	240
Note 20. Statutory Requirements	245
Note 21. Segments	247
Note 22. Subsequent Events	252

REPORT OF INDEPENDENT REGISTERED PUBLIC ACCOUNTING FIRM

To the Stockholders and the Board of Directors of Apollo Global Management, Inc.

Opinions on the Financial Statements and Internal Control over Financial Reporting

We have audited the accompanying consolidated statements of financial condition of Apollo Global Management, Inc. and subsidiaries (the "Company") as of December 31, 2024 and 2023, the related consolidated statements of operations, comprehensive income (loss), stockholders' equity, and cash flows, for each of the three years in the period ended December 31, 2024, and the related notes and the schedule listed in the Index at Item 15 (collectively referred to as the "financial statements"). We also have audited the Company's internal control over financial reporting as of December 31, 2024, based on criteria established in *Internal Control — Integrated Framework (2013)* issued by the Committee of Sponsoring Organizations of the Treadway Commission (COSO).

In our opinion, the financial statements referred to above present fairly, in all material respects, the financial position of the Company as of December 31, 2024 and 2023, and the results of its operations and its cash flows for each of the three years in the period ended December 31, 2024, in conformity with accounting principles generally accepted in the United States of America. Also, in our opinion, the Company maintained, in all material respects, effective internal control over financial reporting as of December 31, 2024, based on criteria established in *Internal Control — Integrated Framework (2013)* issued by COSO.

Basis for Opinions

The Company's management is responsible for these financial statements, for maintaining effective internal control over financial reporting, and for its assessment of the effectiveness of internal control over financial reporting, included in the accompanying Management's Report on Internal Control over Financial Reporting. Our responsibility is to express an opinion on these financial statements and an opinion on the Company's internal control over financial reporting based on our audits. We are a public accounting firm registered with the Public Company Accounting Oversight Board (United States) (PCAOB) and are required to be independent with respect to the Company in accordance with the U.S. federal securities laws and the applicable rules and regulations of the Securities and Exchange Commission and the PCAOB.

We conducted our audits in accordance with the standards of the PCAOB. Those standards require that we plan and perform the audits to obtain reasonable assurance about whether the financial statements are free of material misstatement, whether due to error or fraud, and whether effective internal control over financial reporting was maintained in all material respects.

Our audits of the financial statements included performing procedures to assess the risks of material misstatement of the financial statements, whether due to error or fraud, and performing procedures to respond to those risks. Such procedures included examining, on a test basis, evidence regarding the amounts and disclosures in the financial statements. Our audits also included evaluating the accounting principles used and significant estimates made by management, as well as evaluating the overall presentation of the financial statements. Our audit of internal control over financial reporting included obtaining an understanding of internal control over financial reporting, assessing the risk that a material weakness exists, and testing and evaluating the design and operating effectiveness of internal control based on the assessed risk. Our audits also included performing such other procedures as we considered necessary in the circumstances. We believe that our audits provide a reasonable basis for our opinions.

Definition and Limitations of Internal Control over Financial Reporting

A company's internal control over financial reporting is a process designed to provide reasonable assurance regarding the reliability of financial reporting and the preparation of financial statements for external purposes in accordance with generally accepted accounting principles. A company's internal control over financial reporting includes those policies and procedures that (1) pertain to the maintenance of records that, in reasonable detail, accurately and fairly reflect the transactions and dispositions of the assets of the company; (2) provide reasonable assurance that transactions are recorded as necessary to permit preparation of financial statements in accordance with generally accepted accounting principles, and that receipts and expenditures of the company are being made only in accordance with authorizations of management and directors of the company; and (3) provide reasonable assurance regarding prevention or timely detection of unauthorized acquisition, use, or disposition of the company's assets that could have a material effect on the financial statements.

Because of its inherent limitations, internal control over financial reporting may not prevent or detect misstatements. Also, projections of any evaluation of effectiveness to future periods are subject to the risk that controls may become inadequate because of changes in conditions, or that the degree of compliance with the policies or procedures may deteriorate.

Critical Audit Matters

The critical audit matters communicated below are matters arising from the current-period audit of the financial statements that were communicated or required to be communicated to the audit committee and that (1) relate to accounts or disclosures that are material to the financial statements and (2) involved our especially challenging, subjective, or complex judgments. The communication of critical audit matters does not alter in any way our opinion on the financial statements, taken as a whole, and we are not, by communicating the critical audit matters below, providing a separate opinion on the critical audit matters or on the accounts or disclosures to which they relate.

Fair Value of Certain Underlying Investments to Determine Performance Allocations— Refer to Note 2, Summary of Significant Accounting Policies and Note 4, Investments

Critical Audit Matter Description

The Company, through its asset management business, recognizes performance allocations from certain funds it manages within investment income to the extent these funds meet or achieve certain performance criteria. The Company recognizes performance allocations each reporting period based on the terms outlined in the respective fund governing agreements. The change in the fair value of the underlying investments held by the funds is the significant input into the calculation of performance allocations to be recognized in investment income.

Certain funds may hold significant illiquid investments whose fair values are based on unobservable inputs. These investments have limited observable market activity and the inputs used in the determination of the investments fair value require significant management judgement or estimation. Changes in the fair value of these investments directly impact the amount of performance allocations the Company is entitled to recognize as investment income for the period.

We considered the valuation of certain investments without readily determinable fair values used in the calculation of performance allocations as a critical audit matter because of the valuation techniques, assumptions, market impacts and the degree of subjectivity of certain unobservable inputs used in the valuation. Auditing the fair value of these investments required a high degree of auditor judgment and increased effort, including the involvement of our internal fair value specialists as needed, who possess significant fair value methodology and modeling expertise.

How the Critical Audit Matter Was Addressed in the Audit

Our audit procedures related to the valuation models and significant unobservable inputs utilized by the Company to estimate the fair value of certain illiquid investments held by the funds included the following, among others:

- We involved senior, more experienced audit team members in the performance of our audit procedures.
- We tested the design and operating effectiveness of controls over management's determination of the fair value of certain illiquid investments.
- With the assistance of our fair value specialists, we evaluated the valuation methods, assumptions and unobservable inputs used by the Company to determine the fair value of certain illiquid investments held by the funds.
- We evaluated the Company's historical ability to accurately estimate the fair value of illiquid investments by comparing previous estimates of fair value to market transactions with third parties.

Valuation of Certain Structured Level 3 Asset-Backed Securities - Refer to Note 4, Investments, Note 7, Fair Value, and Note 18, Related Parties

Critical Audit Matter Description

Investments in certain structured Level 3 asset-backed securities held by the Company, through its retirement services business, are reported at fair value in the consolidated financial statements. These investments without readily determinable market

values, are valued using significant unobservable inputs that involve considerable judgment by management. The Company uses internal modeling techniques based on projected cash flows and certain other unobservable inputs to value its structured Level 3 asset-backed securities. The significant unobservable inputs may include discount rates, issue specific credit adjustments, material non-public financial information, estimation of future earnings and cash flows, default rate assumptions, and liquidity assumptions.

Given that the Company utilizes valuation models and significant unobservable inputs to estimate the fair value for certain of its structured Level 3 asset-backed securities, performing audit procedures to evaluate these inputs required a high degree of auditor judgment and an increased extent of effort, including the involvement of our fair value specialists.

How the Critical Audit Matter Was Addressed in the Audit

Our audit procedures related to the valuation models and significant unobservable inputs utilized by the Company to estimate the fair value of investments in certain structured Level 3 asset-backed securities included the following, among others:

- We involved senior, more experienced audit team members in the performance of our audit procedures.
- We tested the design and operating effectiveness of controls over management's determination of the fair value of these securities.
- With the assistance of our fair value specialists, we:
 - Evaluated the valuation models and unobservable inputs used by the Company to estimate fair value for a sample of these securities.
 - Developed independent fair value estimates and compared our estimates to the Company's estimates for a sample of these securities.
- On a sample basis, we evaluated the Company's historical ability to accurately estimate the fair value of these securities by comparing previous estimates of fair value to market transactions with third parties adjusted for changes in market conditions.

Certain Assumptions Used in the Valuation of Market Risk Benefits and Interest Sensitive Contract Liabilities - Refer to Note 2, Summary of Significant Accounting Policies, Note 7, Fair Value, and Note 11, Long-duration Contracts

Critical Audit Matter Description

The Company determines estimated valuations of Market Risk Benefits and Interest Sensitive Contract Liabilities, which include embedded derivatives. The Company's valuations are based on actuarial methodologies and include significant unobservable inputs associated with underlying economic and future policyholder behavior assumptions.

Significant judgment is applied by the Company in determining these assumptions. Specifically, the future policyholder behavior assumptions related to lapses and the use of benefit riders, as well as the assumptions for the future equity option costs or option budget and risk margin involve significant unobservable inputs and may materially impact the estimated valuation of Market Risk Benefits and Interest Sensitive Contract Liabilities, which include embedded derivatives.

Given the significant judgement involved with determining these economic and policyholder behavior assumptions, auditing these estimates requires a high degree of auditor judgment and an increased extent of effort, including the involvement of our fair value and actuarial specialists.

How the Critical Audit Matter Was Addressed in the Audit

Our audit procedures related to these economic and policyholder behavior assumptions determined by the Company included the following, among others:

- We involved senior, more experienced audit team members, including fair value and actuarial specialists, to plan and perform audit procedures.
- We tested the design and operating effectiveness of controls over management's development of these assumptions, including those controls over the underlying data.

- With the assistance of our fair value and actuarial specialists, we:
 - Evaluated the methods, models, and judgements applied by the Company in determining these assumptions, including evaluating the results of experience studies or other data used as a basis for setting those assumptions.
 - Evaluated the reasonableness of the Company's assumptions by comparing those selected by management to those independently developed by our fair value and actuarial specialists, drawing upon standard actuarial and industry practices.

/s/ Deloitte & Touche LLP
New York, NY
February 24, 2025

We have served as the Company's auditor since 2007.

APOLLO GLOBAL MANAGEMENT, INC.
CONSOLIDATED STATEMENTS OF FINANCIAL CONDITION

<i>(In millions, except share data)</i>	As of December 31, 2024	As of December 31, 2023
Assets		
Asset Management		
Cash and cash equivalents	\$ 2,692	\$ 2,748
Restricted cash and cash equivalents	3	2
Investments	6,086	5,502
Assets of consolidated variable interest entities		
Cash and cash equivalents	158	62
Investments	2,806	1,640
Other assets	84	177
Due from related parties	584	449
Goodwill	264	264
Other assets	2,579	2,331
	<u>15,256</u>	<u>13,175</u>
Retirement Services		
Cash and cash equivalents	12,733	13,020
Restricted cash and cash equivalents	943	1,761
Investments	262,283	213,099
Investments in related parties	28,884	25,842
Assets of consolidated variable interest entities		
Cash and cash equivalents	583	98
Investments	23,424	20,232
Other assets	565	110
Reinsurance recoverable	8,194	4,154
Deferred acquisition costs, deferred sales inducements and value of business acquired	7,173	5,979
Goodwill	4,063	4,065
Other assets	13,794	11,953
	<u>362,639</u>	<u>300,313</u>
Total Assets	\$ 377,895	\$ 313,488

(Continued)

See accompanying notes to the consolidated financial statements.

APOLLO GLOBAL MANAGEMENT, INC.
CONSOLIDATED STATEMENTS OF FINANCIAL CONDITION

<i>(In millions, except share data)</i>	As of December 31, 2024	As of December 31, 2023
Liabilities, Redeemable non-controlling interests and Equity		
Liabilities		
Asset Management		
Accounts payable, accrued expenses, and other liabilities	\$ 3,616	\$ 3,338
Due to related parties	710	870
Debt	4,279	3,883
Liabilities of consolidated variable interest entities		
Other liabilities	1,363	1,145
	<u>9,968</u>	<u>9,236</u>
Retirement Services		
Interest sensitive contract liabilities	253,637	204,670
Future policy benefits	49,902	53,287
Market risk benefits	4,028	3,751
Debt	6,309	4,209
Payables for collateral on derivatives and securities to repurchase	11,652	7,536
Other liabilities	9,784	4,456
Liabilities of consolidated variable interest entities		
Other liabilities	1,635	1,098
	<u>336,947</u>	<u>279,007</u>
Total Liabilities	<u>346,915</u>	<u>288,243</u>
Commitments and Contingencies (note 19)		
Redeemable non-controlling interests		
Redeemable non-controlling interests	16	12
Equity		
Mandatory Convertible Preferred Stock, 28,749,765 and 28,750,000 shares issued and outstanding as of December 31, 2024 and December 31, 2023, respectively	1,398	1,398
Common Stock, \$0.00001 par value, 90,000,000,000 shares authorized, 565,738,933 and 567,762,932 shares issued and outstanding as of December 31, 2024 and December 31, 2023, respectively	—	—
Additional paid in capital	15,327	15,249
Retained earnings (accumulated deficit)	6,022	2,972
Accumulated other comprehensive income (loss)	(5,494)	(5,575)
Total Apollo Global Management, Inc. Stockholders' Equity	17,253	14,044
Non-controlling interests	13,711	11,189
Total Equity	<u>30,964</u>	<u>25,233</u>
Total Liabilities, Redeemable non-controlling interests and Equity	<u>\$ 377,895</u>	<u>\$ 313,488</u>

(Concluded)

See accompanying notes to the consolidated financial statements.

APOLLO GLOBAL MANAGEMENT, INC.
CONSOLIDATED STATEMENTS OF OPERATIONS

<i>(In millions, except per share data)</i>	Years ended December 31,		
	2024	2023	2022
Revenues			
Asset Management			
Management fees	\$ 1,899	\$ 1,772	\$ 1,503
Advisory and transaction fees, net	822	623	443
Investment income (loss)	1,305	1,032	796
Incentive fees	150	80	27
	4,176	3,507	2,769
Retirement Services			
Premiums	1,318	12,749	11,638
Product charges	1,016	848	718
Net investment income	15,718	12,080	8,148
Investment related gains (losses)	2,045	1,428	(12,717)
Revenues of consolidated variable interest entities	1,822	1,441	440
Other revenues	19	591	(28)
	21,938	29,137	8,199
Total Revenues	26,114	32,644	10,968
Expenses			
Asset Management			
Compensation and benefits	2,608	2,722	1,943
Interest expense	226	145	124
General, administrative and other	1,170	872	682
	4,004	3,739	2,749
Retirement Services			
Interest sensitive contract benefits	8,949	6,229	538
Future policy and other policy benefits	3,054	14,434	12,465
Market risk benefits remeasurement (gains) losses	(102)	404	(1,657)
Amortization of deferred acquisition costs, deferred sales inducements and value of business acquired	941	688	444
Policy and other operating expenses	2,136	1,837	1,372
	14,978	23,592	13,162
Total Expenses	18,982	27,331	15,911
Other income (loss) – Asset Management			
Net gains (losses) from investment activities	58	7	165
Net gains (losses) from investment activities of consolidated variable interest entities	90	130	494
Other income (loss), net	155	136	38
Total Other income (loss)	303	273	697
Income (loss) before income tax (provision) benefit	7,435	5,586	(4,246)
Income tax (provision) benefit	(1,062)	923	739
Net income (loss)	6,373	6,509	(3,507)
Net (income) loss attributable to non-controlling interests	(1,796)	(1,462)	1,546
Net income (loss) attributable to Apollo Global Management, Inc.	4,577	5,047	(1,961)
Preferred stock dividends	(97)	(46)	—
Net income (loss) attributable to Apollo Global Management, Inc. common stockholders	\$ 4,480	\$ 5,001	\$ (1,961)
Earnings (loss) per share			
Net income (loss) attributable to common stockholders - Basic	\$ 7.39	\$ 8.32	\$ (3.43)
Net income (loss) attributable to common stockholders - Diluted	\$ 7.33	\$ 8.28	\$ (3.43)
Weighted average shares outstanding – Basic	586.1	581.4	584.7
Weighted average shares outstanding – Diluted	604.0	588.8	584.7

See accompanying notes to the consolidated financial statements.

APOLLO GLOBAL MANAGEMENT, INC.
CONSOLIDATED STATEMENTS OF COMPREHENSIVE INCOME (LOSS)

<i>(In millions)</i>	Years ended December 31,		
	2024	2023	2022
Net income (loss)	6,373	\$ 6,509	\$ (3,507)
Other comprehensive income (loss), before tax			
Unrealized investment gains (losses) on available-for-sale securities	(1,121)	5,284	(18,158)
Unrealized gains (losses) on hedging instruments	(51)	(199)	4
Remeasurement gains (losses) on future policy benefits related to discount rate	1,425	(2,236)	8,425
Remeasurement gains (losses) on market risk benefits related to credit risk	(149)	(374)	366
Foreign currency translation and other adjustments	(101)	65	(58)
Other comprehensive income (loss), before tax	3	2,540	(9,421)
Income tax expense (benefit) related to other comprehensive income (loss)	21	513	(1,933)
Other comprehensive income (loss)	(18)	2,027	(7,488)
Comprehensive income (loss)	6,355	8,536	(10,995)
Comprehensive (income) loss attributable to non-controlling interests	(1,697)	(1,732)	1,704
Comprehensive income (loss) attributable to Apollo Global Management, Inc.	\$ 4,658	\$ 6,804	\$ (9,291)

See accompanying notes to the consolidated financial statements.

APOLLO GLOBAL MANAGEMENT, INC.
CONSOLIDATED STATEMENTS OF EQUITY

For the year ended December 31, 2022

Apollo Global Management, Inc. Stockholders									
<i>(In millions)</i>	Common Stock	AAM Series A Preferred Stock	AAM Series B Preferred Stock	Additional Paid in Capital	Retained Earnings (Accumulated Deficit)	Accumulated Other Comprehensive Income (Loss)	Total Apollo Global Management, Inc. Stockholders' Equity (Deficit)	Non-Controlling Interests	Total Equity
Balance at January 1, 2022	249	\$ 264	\$ 290	\$ 2,096	\$ 1,144	\$ (5)	\$ 3,789	\$ 6,405	\$ 10,194
Merger with Athene	166	—	—	13,050	—	—	13,050	4,942	17,992
Issuance of warrants	—	—	—	142	—	—	142	—	142
Reclassification of preferred stock to non-controlling interests	—	(264)	(290)	—	—	—	(554)	554	—
Consolidation/deconsolidation of VIEs	—	—	—	8	(7)	—	1	(3,649)	(3,648)
Issuance of common stock related to equity transactions	4	—	—	252	—	—	252	—	252
Accretion of redeemable non-controlling interests	—	—	—	(67)	—	—	(67)	—	(67)
Capital increase related to equity-based compensation	—	—	—	462	—	—	462	—	462
Capital contributions	—	—	—	—	—	—	—	4,816	4,816
Dividends/distributions	—	—	—	(962)	—	—	(962)	(1,047)	(2,009)
Transactions between entities under common control	—	—	—	20	—	—	20	—	20
Payments related to issuances of common stock for equity-based awards	6	—	—	36	(183)	—	(147)	—	(147)
Repurchase of common stock	(11)	—	—	(635)	—	—	(635)	—	(635)
Exchange of AOG Units for common stock	156	—	—	580	—	—	580	(2,591)	(2,011)
Net income (loss)	—	—	—	—	(1,961)	—	(1,961)	(1,546)	(3,507)
Other comprehensive income (loss)	—	—	—	—	—	(7,330)	(7,330)	(158)	(7,488)
Balance at December 31, 2022	570	\$ —	\$ —	\$ 14,982	\$ (1,007)	\$ (7,335)	\$ 6,640	\$ 7,726	\$ 14,366

(Continued)

APOLLO GLOBAL MANAGEMENT, INC.
CONSOLIDATED STATEMENTS OF EQUITY

For the year ended December 31, 2023

Apollo Global Management, Inc. Stockholders									
<i>(In millions)</i>	Common Stock	Series A Mandatory Convertible Preferred Stock	Additional Paid in Capital	Retained Earnings (Accumulated Deficit)	Accumulated Other Comprehensive Income (Loss)	Total Apollo Global Management, Inc. Stockholders' Equity (Deficit)	Non-Controlling Interests	Total Equity	
Balance at January 1, 2023	570	\$ —	\$ 14,982	\$ (1,007)	\$ (7,335)	\$ 6,640	\$ 7,726	\$ 14,366	
Other changes in equity of non-controlling interests	—	—	—	—	—	—	(250)	(250)	
Accretion of redeemable non-controlling interests	—	—	(15)	—	—	(15)	—	(15)	
Liquidation of SPACs	—	—	71	9	—	80	—	80	
Equity issued in connection with Mandatory Convertible Preferred Stock	—	1,398	—	—	—	1,398	—	1,398	
Capital increase related to equity-based compensation	—	—	947	—	—	947	—	947	
Capital contributions	—	—	—	—	—	—	2,863	2,863	
Dividends/distributions	—	(46)	(241)	(771)	—	(1,058)	(836)	(1,894)	
Payments related to issuances of common stock for equity-based awards	6	—	41	(260)	—	(219)	—	(219)	
Repurchase of common stock	(8)	—	(563)	—	—	(563)	—	(563)	
Stock option exercises	—	—	21	—	—	21	—	21	
Redemption of subsidiary equity interests	—	—	(5)	—	—	(5)	(575)	(580)	
Subsidiary issuance of equity interests	—	—	11	—	3	14	570	584	
Net income (loss)	—	46	—	5,001	—	5,047	1,421	6,468	
Other comprehensive income (loss)	—	—	—	—	1,757	1,757	270	2,027	
Balance at December 31, 2023	568	\$ 1,398	\$ 15,249	\$ 2,972	\$ (5,575)	\$ 14,044	\$ 11,189	\$ 25,233	

(Continued)

APOLLO GLOBAL MANAGEMENT, INC.
CONSOLIDATED STATEMENTS OF EQUITY

For the year ended December 31, 2024

<i>(In millions)</i>	Apollo Global Management, Inc. Stockholders						Total Apollo Global Management, Inc. Stockholders' Equity (Deficit)	Non-Controlling Interests	Total Equity
	Common Stock	Series A Mandatory Convertible Preferred Stock	Additional Paid in Capital	Retained Earnings (Accumulated Deficit)	Accumulated Other Comprehensive Income (Loss)	Total			
Balance at January 1, 2024	568	\$ 1,398	\$ 15,249	\$ 2,972	\$ (5,575)	\$ 14,044	\$ 11,189	\$ 25,233	
Consolidation/deconsolidation of VIEs	—	—	—	—	—	—	53	53	
Issuance of warrants	—	—	109	—	—	109	—	109	
Other changes in equity of non-controlling interests	—	—	—	—	—	—	13	13	
Issuance of common stock related to equity transactions	1	—	84	—	—	84	—	84	
Accretion of redeemable non-controlling interests	—	—	(3)	—	—	(3)	—	(3)	
Capital increase related to equity-based compensation	—	—	649	—	—	649	—	649	
Capital contributions	—	—	—	—	—	—	3,136	3,136	
Dividends/distributions	—	(97)	—	(1,092)	—	(1,189)	(2,389)	(3,578)	
Payments related to issuances of common stock for equity-based awards	5	—	52	(338)	—	(286)	—	(286)	
Repurchase of common stock	(8)	—	(894)	—	—	(894)	—	(894)	
Stock option exercises	—	—	15	—	—	15	—	15	
Subsidiary issuance of equity interests	—	—	66	—	—	66	12	78	
Net income (loss)	—	97	—	4,480	—	4,577	1,796	6,373	
Other comprehensive income (loss)	—	—	—	—	81	81	(99)	(18)	
Balance at December 31, 2024	566	\$ 1,398	\$ 15,327	\$ 6,022	\$ (5,494)	\$ 17,253	\$ 13,711	\$ 30,964	

(Concluded)

See accompanying notes to the consolidated financial statements.

APOLLO GLOBAL MANAGEMENT, INC.
CONSOLIDATED STATEMENTS OF CASH FLOWS

<i>(In millions)</i>	Years ended December 31,		
	2024	2023	2022
Cash Flows from Operating Activities			
Net Income (Loss)	\$ 6,373	\$ 6,509	\$ (3,507)
Adjustments to Reconcile Net Income (Loss) to Net Cash Provided by Operating Activities:			
Equity-based compensation	721	1,026	540
Net investment income	(1,359)	(1,140)	(1,306)
Net recognized (gains) losses on investments and derivatives	(3,526)	(2,073)	5,735
Depreciation and amortization	1,075	803	529
Net amortization (accretion) of net investment premiums, discount and other	(123)	81	285
Policy acquisition costs deferred	(1,507)	(1,570)	(1,127)
Other non-cash amounts included in net income (loss), net	92	(415)	321
Changes in consolidation	248	(54)	(482)
Changes in operating assets and liabilities:			
Purchases of investments by Funds and VIEs	(5,591)	(5,744)	(7,139)
Proceeds from sale of investments by Funds and VIEs	4,714	5,464	3,995
Interest sensitive contract liabilities	5,677	3,917	(1,337)
Future policy benefits, market risk benefits and reinsurance recoverable	(1,969)	4,333	3,901
Other assets and liabilities, net	(1,572)	(4,815)	3,381
Net cash provided by operating activities	\$ 3,253	\$ 6,322	\$ 3,789
Cash Flows from Investing Activities			
Purchases of investments and contributions to equity method investments	\$ (3,835)	\$ (4,650)	\$ (3,992)
Purchases of available-for-sale securities	(80,168)	(37,263)	(36,684)
Purchases of mortgage loans	(28,168)	(20,972)	(12,951)
Purchases of investment funds	(2,833)	(2,678)	(6,308)
Purchases of U.S. Treasury securities	—	(490)	(4,939)
Purchases of derivatives instruments and other investments	(5,032)	(5,637)	(3,008)
Sales, maturities and repayments of investments and distributions from equity method investments	59,426	29,052	34,295
Cash acquired through merger	—	—	10,420
Other investing activities, net	(1,191)	231	(277)
Net cash used in investing activities	\$ (61,801)	\$ (42,407)	\$ (23,444)
Cash Flows from Financing Activities			
Issuance of debt	\$ 7,945	\$ 4,912	\$ 5,745
Repayment of debt	(5,259)	(3,780)	(4,033)
Redemption of subsidiary equity interests	—	(575)	—
Repurchase of common stock	(890)	(561)	(635)
Common stock dividends	(1,092)	(1,012)	(962)
Preferred stock dividends	(97)	(22)	—
Distributions paid to non-controlling interests	(1,299)	(766)	(1,050)
Contributions from non-controlling interests	3,132	2,863	4,816
Distributions to redeemable non-controlling interests	—	(1,072)	(776)
Issuance of Mandatory Convertible Preferred Stock, net of issuance costs	—	1,398	—
Deposits on investment-type policies and contracts	71,323	53,660	33,920
Withdrawals on investment-type policies and contracts	(19,119)	(14,125)	(10,209)
Subsidiary issuance of equity interests to non-controlling interests	—	632	—
Net change in cash collateral posted for derivative transactions and securities to repurchase	4,116	829	(330)
Other financing activities, net	(788)	257	2,224
Net cash provided by financing activities	\$ 57,972	\$ 42,638	\$ 28,710
Effect of exchange rate changes on cash and cash equivalents	(3)	10	(15)

(Continued)

APOLLO GLOBAL MANAGEMENT, INC.
CONSOLIDATED STATEMENTS OF CASH FLOWS

(In millions)	Years ended December 31,		
	2024	2023	2022
Net Increase (Decrease) in Cash and Cash Equivalents, Restricted Cash and Cash Held at Consolidated Variable Interest Entities	(579)	6,563	9,040
Cash and Cash Equivalents, Restricted Cash and Cash Equivalents, and Cash and Cash Equivalents Held at Consolidated Variable Interest Entities, Beginning of Period	17,691	11,128	2,088
Cash and Cash Equivalents, Restricted Cash and Cash Equivalents, and Cash and Cash Equivalents Held at Consolidated Variable Interest Entities, End of Period	\$ 17,112	\$ 17,691	\$ 11,128
Supplemental Disclosure of Cash Flow Information			
Cash paid for taxes	\$ 1,048	\$ 358	\$ 1,007
Cash paid for interest	805	720	566
Non-cash transactions			
Non-Cash Investing Activities			
<i>Asset Management and Other</i>			
Distributions from principal investments	5	1	7
Purchases of other investments, at fair value	14	10	9
Acquisition of goodwill and intangibles	—	—	335
<i>Retirement Services</i>			
Investments received from settlements on reinsurance agreements	48	1,129	36
Investments received at inception of reinsurance agreements	—	2,158	—
Investments received from pension group annuity premiums	521	4,776	4,185
Reduction in investments relating to recapture of reinsurance agreement	—	482	—
Assets contributed to consolidated VIEs	—	—	8,007
Investments exchanged with third-party cedants	—	145	612
Non-Cash Financing Activities			
<i>Asset Management and Other</i>			
Capital increases related to equity-based compensation	606	867	413
Issuance of warrants	109	—	142
Issuance of restricted shares	52	41	36
Subsidiary issuance of equity interest	72	—	—
Issuance of common stock related to equity transactions	12	—	252
<i>Retirement Services</i>			
Deposits on investment-type policies and contracts through reinsurance agreements, net assumed (ceded)	(4,057)	99	878
Withdrawals on investment-type policies and contracts through reinsurance agreements, net assumed (ceded)	8,479	12,430	9,131
Distribution of investments to non-controlling interests of consolidated VIEs	1,107	—	—
Borrowings of VIEs settled with investments	—	52	—
Supplemental Disclosure of Cash Flow Information of Consolidated VIEs			
Cash Flows from Operating Activities			
Purchases of investments - <i>Asset Management</i>	(5,591)	(5,743)	(7,190)
Proceeds from sale of investments - <i>Asset Management</i>	4,714	5,464	4,192
Cash Flows from Investing Activities			
Purchases of investments - <i>Retirement Services</i>	(3,646)	(4,224)	(4,495)
Proceeds from sale of investments - <i>Retirement Services</i>	1,244	468	1,763
Purchase of U.S. Treasury Securities - <i>Asset Management</i>	—	—	(1,509)
Proceeds from maturities of U.S. Treasury Securities - <i>Asset Management</i>	—	—	2,673
Cash Flows from Financing Activities			
Issuance of debt	4,931	3,944	5,757
Principal repayment of debt	(4,530)	(3,834)	(4,032)

(Continued)

APOLLO GLOBAL MANAGEMENT, INC.
CONSOLIDATED STATEMENTS OF CASH FLOWS

<i>(In millions)</i>	Years ended December 31,		
	2024	2023	2022
Distributions paid to non-controlling interests	(150)	(86)	(1,180)
Contributions from non-controlling interests	2,178	1,861	5,077
Distributions to redeemable non-controlling interests	—	(1,072)	—
Changes in Consolidation			
Investments, at fair value	417	(2,784)	(16,570)
Other assets	108	(7)	(216)
Debt, at fair value	(457)	—	7,919
Notes payable	20	2,717	2,611
Other liabilities	(201)	28	610
Non-controlling interest	(53)	5	6,128
Equity	(82)	95	—
Reconciliation of Cash and Cash Equivalents, Restricted Cash and Cash Equivalents, and Cash and Cash Equivalents Held at Consolidated Variable Interest Entities to the Consolidated Statements of Financial Condition:			
Cash and cash equivalents	\$ 15,425	\$ 15,768	\$ 8,980
Restricted cash and cash equivalents	946	1,763	1,676
Cash and cash equivalents held at consolidated variable interest entities	741	160	472
Total Cash and Cash Equivalents, Restricted Cash and Cash Equivalents, and Cash and Cash Equivalents Held at Consolidated Variable Interest Entities	\$ 17,112	\$ 17,691	\$ 11,128

(Concluded)

See accompanying notes to the consolidated financial statements.

APOLLO GLOBAL MANAGEMENT, INC.
NOTES TO CONSOLIDATED FINANCIAL STATEMENTS

1. Organization

Apollo Global Management, Inc. together with its consolidated subsidiaries (collectively, “Apollo” or the “Company”) is a high-growth, global alternative asset manager and a retirement services provider. Its asset management business focuses on two investing strategies: credit and equity. Through its asset management business, Apollo raises, invests and manages funds, accounts and other vehicles, on behalf of some of the world’s most prominent pension, endowment and sovereign wealth funds and insurance companies, as well as other institutional and individual investors. Apollo’s retirement services business is conducted by Athene, a leading financial services company that specializes in issuing, reinsuring and acquiring retirement savings products for the increasing number of individuals and institutions seeking to fund retirement needs.

Merger with Athene

On January 1, 2022, Apollo and Athene completed the previously announced merger transactions pursuant to the Merger Agreement (the “Mergers”). As a result of the Mergers, AAM and AHL became consolidated subsidiaries of AGM.

References herein to “Apollo” and the “Company” refer to AGM and its subsidiaries, including Athene, unless the context requires otherwise such as in sections where it refers to the asset management business only. See note 3 for additional information.

Corporate Recapitalization

In connection with the closing of the Mergers, the Company completed a corporate recapitalization (the “Corporate Recapitalization”) which resulted in the recapitalization of the Company from an umbrella partnership C corporation (“Up-C”) structure to a corporation with a single class of common stock with one vote per share.

Griffin Capital Acquisitions

On March 1, 2022, the company completed the acquisition of Griffin Capital’s U.S. wealth distribution business. On May 3, 2022, the Company completed the acquisition of the U.S. asset management business of Griffin Capital in exchange for closing consideration of \$213 million and contingent consideration of \$64 million, substantially all of which was settled in shares of AGM common stock, per the transaction agreement signed December 2, 2021.

2. Summary of Significant Accounting Policies

Basis of Presentation and Consolidation

The accompanying consolidated financial statements are prepared in accordance with U.S. GAAP. The results of the Company and its subsidiaries are presented on a consolidated basis. Any ownership interest other than the Company’s interest in its subsidiaries is reflected as a non-controlling interest. Intercompany accounts and transactions have been eliminated. Management believes it has made all necessary adjustments (consisting only of normal recurring items) so that the consolidated financial statements are presented fairly and that any estimates made are reasonable and prudent. Certain reclassifications have been made to previously reported amounts to conform to the current period’s presentation.

Following the Mergers, the Company’s principal subsidiaries, AAM and AHL, together with their subsidiaries, operate an asset management business and a retirement services business, respectively, which possess distinct characteristics. As a result, the Company’s financial statement presentation is organized into two tiers: asset management and retirement services. The Company believes that separate presentation provides a more informative view of the Company’s consolidated financial condition and results of operations than an aggregated presentation.

The following summary of significant accounting policies first includes those most significant to the overall Company and then specific accounting policies for each of the asset management and retirement services businesses, respectively.

APOLLO GLOBAL MANAGEMENT, INC.
NOTES TO CONSOLIDATED FINANCIAL STATEMENTS

Significant Accounting Policies – Overall

Consolidation

The Company consolidates entities where it has a controlling financial interest unless there is a specific scope exception that prevents consolidation. The types of entities with which the Company is involved generally include, but are not limited to:

- subsidiaries, which includes AAM and its subsidiaries, including management companies and general partners of funds that the Company manages, and AHL and its subsidiaries
- funds, including entities that have attributes of an investment company
- CLOs

Each of these entities is assessed for consolidation based on its specific facts and circumstances. In determining whether to consolidate an entity, the Company first evaluates whether the entity is a VIE or a VOE and applies the appropriate consolidation model as discussed below. If an entity is not consolidated, then the Company's investment is generally accounted for under the equity method of accounting or as a financial instrument as discussed in the related policy discussions below.

Investment Companies

Judgment is required to evaluate whether an entity has the necessary characteristics to be accounted for as an investment company under U.S. GAAP. The funds managed by the Company that meet the investment company criteria reflect their investments at fair value. The Company has retained this specialized accounting for investment companies in consolidation.

Variable Interest Entities

All entities are first considered under the VIE model. VIEs are entities that 1) do not have sufficient equity at risk to finance their activities without additional subordinated financial support or 2) have equity investors at risk that do not have the ability to make significant decisions related to the entity's operations, absorb expected losses, or receive expected residual returns.

The Company consolidates a VIE if it is the primary beneficiary of the entity. The Company is deemed the primary beneficiary when it has a controlling financial interest in the VIE, which is defined as possessing both (i) the power to direct the activities of the VIE that most significantly impact the VIE's economic performance ("primary beneficiary power") and (ii) the obligation to absorb losses or the right to receive benefits from the VIE that could potentially be significant ("significant variable interest"). The Company performs the VIE and primary beneficiary assessment at inception of its involvement with a VIE and on an ongoing basis if facts and circumstances change.

To assess whether the Company has the primary beneficiary power under the VIE consolidation model, it considers the design of the entity as well as ongoing rights and responsibilities. In general, the parties that can make the most significant decisions regarding asset management have control over servicing, liquidation rights or the unilateral right to remove the decision-makers. To assess whether the Company has a significant variable interest, the Company considers all its economic interests that are considered variable interests in the entity, including interests held through related parties. This assessment requires judgment in considering whether those interests are significant.

Assets and liabilities of the consolidated VIEs are primarily shown in separate sections within the consolidated statements of financial condition. Changes in the fair value of the consolidated VIEs' assets and liabilities and related interest, dividend and other income and expenses are primarily presented within net gains from investment activities of consolidated variable interest entities in the consolidated statements of operations. The portion attributable to non-controlling interests is reported within net income attributable to non-controlling interests in the consolidated statements of operations. For additional disclosures regarding VIEs, see notes 6 and 18.

Voting Interest Entities

Entities that are not determined to be VIEs are generally considered VOEs. Under the voting interest model, the Company consolidates those entities it controls through a majority voting interest. The Company does not consolidate those VOEs in which substantive kick-out rights have been granted to the unrelated investors to either dissolve the fund or remove the general partner.

APOLLO GLOBAL MANAGEMENT, INC.
NOTES TO CONSOLIDATED FINANCIAL STATEMENTS

Non-controlling Interests

For entities that are consolidated, but not wholly owned, a portion of the income or loss and corresponding equity is allocated to owners other than the Company. The aggregate of the income or loss and corresponding equity that is not owned by the Company is included in non-controlling interests in the consolidated financial statements. Non-controlling interests also include ownership interests in certain consolidated funds and VIEs.

Non-controlling interests are presented as a separate component of equity on the Company's consolidated statements of financial condition. Net income (loss) includes the net income (loss) attributable to the holders of non-controlling interests on the Company's consolidated statements of operations. Profits and losses are allocated to non-controlling interests in proportion to their relative ownership interests regardless of their basis.

Use of Estimates

The preparation of the consolidated financial statements requires management to make estimates and assumptions that affect the reported amounts in the financial statements and related footnotes. The Company's most significant estimates include goodwill and intangible assets, income taxes, performance allocations, incentive fees, non-cash compensation, fair value of investments (including derivatives) and debt, impairment of investments and allowances for expected credit losses, and future policy benefit reserves. While such impact may change considerably over time, the estimates and assumptions affecting the Company's consolidated financial statements are based on the best available information as of December 31, 2024. Actual results could differ materially from those estimates.

Cash and Cash Equivalents

The Company considers all highly liquid short-term investments, including money market funds and U.S. Treasury securities, with original maturities of three months or less when purchased to be cash equivalents. Interest income from cash and cash equivalents is recorded in other income for asset management and net investment income for retirement services in the consolidated statements of operations. The carrying values of the money market funds and U.S. Treasury securities represent their fair values due to their short-term nature. Substantially all of the Company's cash on deposit is in interest bearing accounts with major financial institutions and exceed insured limits.

Restricted Cash and Cash Equivalents

Restricted cash and cash equivalents represent balances that are restricted as to withdrawal or usage.

Restricted cash consists of cash and cash equivalents held in funds in trust as part of certain coinsurance agreements to secure statutory reserves and liabilities of the coinsured parties. Restricted cash also includes cash deposited at a bank that is pledged as collateral in connection with leased premises.

Foreign Currency

The Company holds foreign currency denominated assets and liabilities. Non-monetary assets and liabilities of the Company's international subsidiaries are remeasured into the functional currency using historical exchange rates specific to each asset and liability, the exchange rates prevailing at the end of each reporting period are used for all others. The results of the Company's foreign operations are remeasured using an average exchange rate for the respective reporting period. Currency remeasurement adjustments and gains and losses on the settlement of foreign currency translations are included within other income (loss), net for asset management or investment related gains (losses) for retirement services in the consolidated statements of operations. Foreign currency denominated assets and liabilities are translated into the reporting currency using the exchange rates prevailing at the end of each reporting period. Currency translation adjustments are included within other comprehensive income (loss), before tax within the consolidated statements of comprehensive income (loss). The change in unrealized foreign currency exchange of any non-U.S. dollar denominated AFS securities are included in other comprehensive income ("OCI") unless they are designated as part of a fair value hedge.

APOLLO GLOBAL MANAGEMENT, INC.
NOTES TO CONSOLIDATED FINANCIAL STATEMENTS

Investments

Equity Method Investments

For investments in entities over which the Company exercises significant influence but does not meet the requirements for consolidation and has not elected the fair value option, the Company uses the equity method of accounting. Under the equity method of accounting, the Company records its share of the underlying income or loss of such entities adjusted for distributions. The Company's share of the underlying net income or loss of such entities is recorded in investment income (loss) for asset management and net investment income for retirement services in the consolidated statements of operations.

The carrying amounts of equity method investments are recorded in investments or investments in related parties in the consolidated statements of financial condition. Generally, the underlying entities that the Company manages and invests in are primarily investment companies, and the carrying value of the Company's equity method investments approximates fair value.

Other Investments

The Company elected to account for certain equity securities without readily determinable fair values that did not qualify for the practical expedient to estimate fair values based on NAV per share (or its equivalent) at cost less impairment, subject to adjustments based on observable price changes in orderly transactions for identical or similar investments of the same issuer.

Reverse Repurchase Agreements and Repurchase Agreements

A reverse repurchase agreement is a transaction in which the Company purchases financial instruments from a seller and simultaneously enters into an agreement to resell the same or substantially the same financial instruments to the seller at a fixed and determinable price at a future date. A repurchase agreement is a transaction in which the Company sells financial instruments to a buyer, typically in exchange for cash, and simultaneously enters into an agreement to repurchase the same or substantially the same financial instruments from the buyer at a fixed and determinable price at a future date.

Although reverse repurchase and repurchase agreements generally involve the legal transfer of ownership of financial instruments, they are accounted for as financing arrangements because they require the financial instruments to be resold or repurchased before or at the maturity of the agreement. As a result, the collateral received under reverse repurchase agreements are not recognized and the collateral pledged under repurchase agreements are not derecognized in the consolidated statements of financial condition.

Within asset management, reverse repurchase and repurchase agreements generally sit within consolidated VIEs and as such, those reverse repurchase and repurchase agreements are reflected as investments and other liabilities, respectively, within the consolidated VIE section of the statements of financial condition. Additionally, the income (loss) related to those reverse repurchase and repurchase agreements from consolidated VIEs are included in net gains (losses) from investment activities of consolidated variable interest entities on the consolidated statements of operations. Reverse repurchase agreements within asset management are generally accounted for by electing the fair value option. For retirement services, the receivable under the reverse repurchase agreement is recorded as investment for the principal amount loaned under the agreement and the payable under a repurchase agreement is recognized as payables for collateral on derivatives and securities to repurchase on the consolidated statements of financial condition. Earnings from reverse repurchase agreements are included in net investment income for retirement services on the consolidated statements of operations.

For reverse repurchase agreements, the Company generally requires collateral with a fair value at least equal to the carrying value of the loaned amount, monitors the market value of the collateral on a periodic basis, and delivers or obtains additional collateral due to changes in the fair value of the collateral, as appropriate, in order to mitigate credit exposure.

Financial Instruments held by Consolidated VIEs

The consolidated VIEs managed by the Company are primarily investment companies and CLOs. Their investments include debt and equity securities held at fair value and reverse repurchase agreements. Financial instruments are generally accounted for on a trade date basis.

APOLLO GLOBAL MANAGEMENT, INC.
NOTES TO CONSOLIDATED FINANCIAL STATEMENTS

Under a measurement alternative permissible for consolidated collateralized financing entities, the Company measures both the financial assets and financial liabilities of consolidated CLOs in its consolidated financial statements in both cases using the fair value of the financial assets or financial liabilities, whichever are more observable.

Where financial assets are more observable, the financial assets of the consolidated CLOs are measured at fair value and the financial liabilities are measured in consolidation as: (i) the sum of the fair value of the financial assets and the carrying value of any non-financial assets that are incidental to the operations of the CLOs less (ii) the sum of the fair value of any beneficial interests retained by the Company (other than those that represent compensation for services) and the Company's carrying value of any beneficial interests that represent compensation for services. The resulting amount is allocated to the individual financial liabilities (other than the beneficial interest retained by the Company) using a reasonable and consistent methodology.

Where financial liabilities are more observable, the financial liabilities of the consolidated CLOs are measured at fair value and the financial assets are measured in consolidation as: (i) the sum of the fair value of the financial liabilities, and the carrying value of any non-financial liabilities that are incidental to the operations of the CLOs less (ii) the carrying value of any non-financial assets that are incidental to the operations of the CLOs. The resulting amount is allocated to the individual financial assets using a reasonable and consistent methodology.

Net income (loss) attributable to Apollo Global Management, Inc. reflects the Company's own economic interests in the consolidated CLOs, including (i) changes in the fair value of the beneficial interests retained by the Company and (ii) beneficial interests that represent compensation for collateral management services.

Certain consolidated VIEs have applied the fair value option for certain investments in private debt securities that otherwise would not have been carried at fair value with gains and losses in net income.

Fair Value of Financial Instruments

The fair value of a financial instrument is the price that would be received to sell an asset or paid to transfer a liability (exit price) in an orderly transaction between market participants at the measurement date under current market conditions. The actual realized gains or losses will depend on, among other factors, future operating results, the value of the assets and market conditions at the time of disposition, any related transaction costs and the timing and manner of sale, all of which may ultimately differ significantly from the assumptions on which the valuations were based.

Fair Value Option

Entities are permitted to elect the fair value option ("FVO") to carry at fair value certain financial assets and financial liabilities, including investments otherwise accounted for under the equity method of accounting. The FVO election is irrevocable and is applied to financial instruments on an individual basis at initial recognition or at eligible remeasurement events. Please refer to note 7 for additional information and other instances of when the Company has elected the FVO.

Fair Value Hierarchy

U.S. GAAP establishes a hierarchical disclosure framework which prioritizes and ranks the level of market price observability used in measuring financial instruments at fair value. Market price observability is affected by a number of factors, including the type of financial instrument, the characteristics specific to the financial instrument and the state of the marketplace, including the existence and transparency of transactions between market participants. Financial instruments with readily available quoted prices in active markets generally will have a higher degree of market price observability and a lesser degree of judgment used in measuring fair value.

Financial instruments measured and reported at fair value are classified and disclosed based on the observability of inputs used in the determination of fair values, as follows:

Level 1 – Quoted prices are available in active markets for identical financial instruments as of the reporting date. The Company does not adjust the quoted price for these financial instruments, even in situations where the Company holds a large position and the sale of such position would likely deviate from the quoted price.

Level 2 – Pricing inputs are other than quoted prices in active markets, which are either directly or indirectly observable as of the reporting date, and fair value is determined through the use of models or other valuation

APOLLO GLOBAL MANAGEMENT, INC.
NOTES TO CONSOLIDATED FINANCIAL STATEMENTS

methodologies. These financial instruments exhibit higher levels of liquid market observability as compared to Level 3 financial instruments.

Level 3 – Pricing inputs are unobservable for the financial instrument and includes situations where there is little observable market activity for the financial instrument. The inputs into the determination of fair value may require significant management judgment or estimation. Financial instruments that are included in this category generally include investments where the fair value is based on observable inputs as well as unobservable inputs.

When a security is valued based on broker quotes, the Company subjects those quotes to various criteria in making the determination as to whether a particular financial instrument would qualify for classification as Level 2 or Level 3. These criteria include, but are not limited to, the number and quality of the broker quotes, the standard deviations of the observed broker quotes, and the percentage deviation from external pricing services.

Investments in securities that are traded on a securities exchange or comparable over-the-counter quotation systems are valued based on Apollo's pricing procedures, which utilize third party pricing vendors, broker dealers and closing prices from exchanges. If no sales of such investments are reported on such date, and in the case of over-the-counter securities or other investments for which the last sale date is not available, valuations are based on independent market quotations obtained from market participants, recognized pricing services or other sources deemed relevant, and the prices are based on the average of the "bid" and "ask" prices, or at ascertainable prices at the close of business on such day. Market quotations are generally based on valuation pricing models or market transactions of similar securities adjusted for security-specific factors such as relative capital structure priority and interest and yield risks, among other factors. When market quotations are not available, a model-based approach is used to determine fair value.

In certain cases, the inputs used to measure fair value may fall into different levels of the fair value hierarchy. In such cases, a financial instrument's level within the fair value hierarchy is based on the lowest level of input that is significant to the fair value measurement. The Company's assessment of the significance of a particular input to the fair value measurement in its entirety requires judgment and considers factors specific to the financial instrument when the fair value is based on unobservable inputs.

Business Combinations

The Company accounts for business combinations using the acquisition method of accounting where the consideration transferred for the acquisition is allocated to the assets acquired and liabilities assumed using the fair values determined by management as of the acquisition date. Contingent consideration obligations that are elements of the consideration transferred are recognized as of the acquisition date as part of the fair value transferred in exchange for the acquired business. Acquisition-related costs incurred in connection with a business combination are expensed as incurred.

Goodwill

Goodwill represents the excess of cost over the fair value of identifiable net assets of an acquired business. Goodwill is recorded in separate line items for both the Asset Management and Retirement Services segments. See note 3 for disclosure regarding the goodwill recorded related to the Mergers.

Goodwill is tested annually for impairment or more frequently if circumstances indicate impairment may have occurred. The impairment test is performed at the reporting unit level, which is generally at the level of the Company's reportable segments. The Company performed its annual goodwill impairment test as of October 1, 2024 and 2023 and did not identify any impairment.

Other Assets

Other assets are primarily comprised of deferred tax assets, leases and fixed assets.

Fixed assets consist primarily of leasehold improvements, furniture, fixtures, equipment, and computer hardware and are recorded at cost, net of accumulated depreciation and amortization. Depreciation and amortization is calculated using the straight-line method over the assets' estimated useful lives and in the case of leasehold improvements the lesser of the useful life or the term of the lease. Expenditures for repairs and maintenance are charged to expense when incurred. The Company

APOLLO GLOBAL MANAGEMENT, INC.
NOTES TO CONSOLIDATED FINANCIAL STATEMENTS

evaluates long-lived assets for impairment periodically and whenever events or changes in circumstances indicate the carrying amounts of the assets may be impaired.

Compensation and Benefits

Compensation consists of (i) salary, bonus, and benefits, which includes base salaries, discretionary and non-discretionary bonuses, severance and employee benefits, (ii) equity-based awards granted to employees and non-employees that are measured based on the grant date fair value of the award and (iii) profit sharing expense, which primarily consists of a portion of performance revenues earned from certain funds that are allocated to employees and former employees. Compensation costs are recorded in compensation and benefits for asset management and policy and other operating expense for retirement services in the consolidated statements of operations.

Employees and non-employees who provide services to the Company are granted equity-based awards as compensation that are measured based on the grant date fair value of the award. Equity-based awards that do not require future service (*i.e.*, vested awards) are expensed immediately. Equity-based employee awards that require future service are expensed over the relevant period of service. Equity-based awards that require performance metrics to be met are expensed only when the performance metric is met or deemed probable. Profit sharing amounts are recognized as the related performance revenues are earned. Accordingly, profit sharing amounts can be reversed during periods when there is a decline in performance revenues that were previously recognized. Profit sharing amounts are generally not paid until the related performance revenue is distributed to the general partner upon realization of the fund's investments (which may be distributed in cash or in-kind).

Earnings Per Share

As the Company has issued participating securities, the two-class method of computing earnings per share is used for all periods presented for common stock and participating securities as if all earnings for the period had been distributed. Under the two-class method, during periods of net income, the net income is first reduced for distributions declared on all classes of securities to arrive at undistributed earnings. During periods of net losses, the net loss is reduced for distributions declared on participating securities only if the security has the right to participate in the earnings of the entity and an objectively determinable contractual obligation to share in net losses of the entity. Participating securities include vested and unvested RSUs that participate in distributions, as well as unvested restricted shares.

Whether during a period of net income or net loss, under the two-class method the remaining earnings are allocated to common stock and participating securities to the extent that each security shares in earnings as if all of the earnings for the period had been distributed. Earnings or losses allocated to each class of security are then divided by the applicable weighted average outstanding shares to arrive at basic earnings per share. For the diluted earnings, the denominator includes all outstanding shares of common stock and includes the number of additional shares of common stock that would have been outstanding if the dilutive potential shares of common stock had been issued. The numerator is adjusted for any changes in income or loss that would result from the issuance of these potential shares of common stock.

Share Repurchase

When shares are repurchased, the Company can choose to record treasury shares or account for the repurchase as a constructive retirement. The Company accounted for share repurchases as constructive retirement, whereby it reduced common stock and additional paid-in capital by the amount of the original issuance, with any excess purchase price recorded as a reduction to retained earnings. Under this method, issued and outstanding shares are reduced by the shares repurchased, and no treasury stock is recognized on the consolidated statements of financial condition.

Income Taxes

AGM is a Delaware corporation and generally all of its income is subject to U.S. corporate income taxes. Certain subsidiaries of the Company operate as partnerships for U.S. income tax purposes and are subject to NYC UBT. Certain non-U.S. entities are also subject to non-U.S. corporate income taxes. In conjunction with the Mergers, Apollo underwent a reorganization from an Up-C structure to a C-corporation with a single class of common stock. Prior to the Mergers, Athene, and certain of its non-U.S. subsidiaries were not subject to U.S. corporate income taxes on their earnings. Due to the Mergers, Athene's non-U.S. earnings will generally be subject to U.S. corporate income taxes.

APOLLO GLOBAL MANAGEMENT, INC.
NOTES TO CONSOLIDATED FINANCIAL STATEMENTS

Significant judgment is required in determining tax expense and in evaluating certain and uncertain tax positions. The Company recognizes the tax benefit of uncertain tax positions only where the position is “more likely than not” to be sustained upon examination, including resolution of any related appeals or litigation processes, based on the technical merits of the position. The tax benefit is measured as the largest amount of benefit that has a greater than 50% likelihood of being realized upon ultimate settlement. If a tax position is not considered more likely than not to be sustained, then no benefits of the position are recognized. The Company’s tax positions are reviewed and evaluated quarterly to determine whether the Company has uncertain tax positions that require financial statement recognition.

Deferred tax assets and liabilities are recognized for the expected future tax consequences of differences between the carrying amount of assets and liabilities and their respective tax bases using currently enacted tax rates. The effect on deferred tax assets and liabilities of a change in tax rates is recognized in income in the period during which the change is enacted. Deferred tax assets are reduced by a valuation allowance when it is more likely than not that all or a portion of the deferred tax assets will not be realized.

Significant judgment and estimates are required in determining whether valuation allowances should be established as well as the amount of such allowances. When making such determination, consideration is given to, among other things, the following:

- whether sufficient taxable income exists within the allowed carryback or carryforward periods;
- whether future reversals of existing taxable temporary differences will occur, including any tax planning strategies that could be used;
- the nature or character (*e.g.*, ordinary vs. capital) of the deferred tax assets and liabilities; and
- whether future taxable income exclusive of reversing temporary differences and carryforwards exists.

Debt Issuance Costs

Debt issuance costs consist of costs incurred in obtaining financing and are amortized over the term of the financing using the effective interest method. These costs are generally recorded as a direct deduction from the carrying amount of the related debt liability on the consolidated statements of financial condition.

Recently Issued Accounting Pronouncements

Income Taxes—Improvements to Income Tax Disclosures (ASU 2023-09)

In December 2023, the FASB made amendments to update disclosures on income taxes including rate reconciliation, income taxes paid, and certain amendments on disaggregation by federal, state, and foreign taxes, as relevant.

The guidance is mandatorily effective for the Company for annual periods beginning in 2025; however, early adoption is permitted. The Company is currently evaluating the impact of the new standard on its consolidated financial statements.

Intangibles—Goodwill and Other—Crypto Assets: Accounting for and Disclosure of Crypto Assets (ASU 2023-08)

In December 2023, the FASB issued amendments on the accounting for and disclosure of crypto assets. The guidance requires assets that meet certain conditions be accounted for at fair value with changes in fair value recognized in net income. The ASU also requires disclosures about significant holdings, contractual sale restrictions, and changes during the reporting period.

The guidance is mandatorily effective for the Company on January 1, 2025. The Company expects the impact of the new standard on its consolidated financial statements to be immaterial.

Business Combinations – Joint Venture Formations (ASU 2023-05)

The amendments in this update address how a joint venture initially recognizes and measures contributions received at its formation date. The amendments require a joint venture to apply a new basis of accounting upon formation and to initially recognize its assets and liabilities at fair value.

The guidance is effective prospectively for all joint ventures formed on or after January 1, 2025, while retrospective application may be elected for a joint venture formed before the effective date. The Company expects the impact of the new standard on its consolidated financial statements to be immaterial.

APOLLO GLOBAL MANAGEMENT, INC.
NOTES TO CONSOLIDATED FINANCIAL STATEMENTS

Compensation – Stock Compensation (ASU 2024-01)

In March 2024, the FASB issued guidance in ASU 2024-01 that clarifies how an entity determines whether it is required to account for profits interest awards (and similar awards) in accordance with ASC 718 or other guidance. The ASU provides specific examples on when a profits interest award should be accounted for as a share-based payment arrangement under ASC 718 or in a manner similar to a cash bonus or profit-sharing arrangement under ASC 710 or other ASC topics.

The guidance is mandatorily effective for the Company on January 1, 2025. The Company expects the impact of the new standard on its consolidated financial statements to be immaterial.

Income Statement - Reporting Comprehensive Income - Expense Disaggregation Disclosures (ASU 2024-03)

In November 2024, the FASB issued guidance that requires disaggregation of certain expense captions into specified categories in disclosures within the footnotes to the financial statements. The ASU requires tabular presentation of each relevant expense caption on the face of the income statement including employee compensation, depreciation, intangible asset amortization, and certain other expenses, when applicable.

The guidance is mandatorily effective for the Company in its 2027 annual report and in interim periods in 2028; early adoption is permitted. The Company is currently evaluating the impact of the new pronouncement on its consolidated financial statements.

Recently Adopted Accounting Pronouncements

Segment Reporting – Improvements to Reporting Segment Disclosures (ASU 2023-07)

In November 2023, the FASB issued guidance to incrementally add disclosures for public entities' reporting segments including significant segment expenses and other segment items.

The Company adopted the guidance for the annual reporting period ended December 31, 2024. Refer to Note 21, *Segments*, for the expanded disclosures.

Investments– Equity Method and Joint Ventures (ASU 2023-02)

In March 2023, the FASB issued guidance to introduce the option of applying the proportional amortization method (“PAM”) to account for investments made primarily for the purpose of receiving income tax credits or other income tax benefits when certain requirements are met. Previously, PAM only applied to low-income housing tax credit investments.

The Company early adopted the guidance on October 1, 2023, and there was no impact to the consolidated financial statements upon adoption.

Fair Value Measurement — Fair Value Measurement of Equity Securities Subject to Contractual Sale Restrictions (ASU 2022-03)

In June 2022, the FASB issued clarifying guidance that a restriction which is a characteristic of the holding entity rather than a characteristic of the equity security itself should not be considered in its fair value measurement. As a result, the Company is required to measure the fair value of equity securities subject to contractual restrictions attributable to the holding entity on the basis of the market price of the same equity security without those contractual restrictions. Companies are not permitted to recognize a contractual sale restriction attributable to the holding entity as a separate unit of account. The guidance also requires disclosures for these equity securities.

The Company early adopted the guidance on July 1, 2023. The Company applied the guidance on a prospective basis, and there was no impact to the consolidated financial statements upon adoption.

APOLLO GLOBAL MANAGEMENT, INC.
NOTES TO CONSOLIDATED FINANCIAL STATEMENTS

Reference Rate Reform (Topic 848) — Deferral of the Sunset Date of Topic 848 (ASU 2022-06, ASU 2021-01, ASU 2020-04)

The Company adopted ASU 2020-04 and ASU 2021-01 and elected to apply certain of the practical expedients related to contract modifications, hedge accounting relationships, and derivative modifications pertaining to discounting, margining, or contract price alignment. The main purpose of the practical expedients is to ease the administrative burden of accounting for contracts impacted by reference rate reform, and these elections did not have a material impact on the consolidated financial statements. ASU 2022-06 amended and deferred the sunset date of Topic 848 from December 31, 2022 to December 31, 2024, after which the Company will no longer be permitted to apply the expedients provided in Topic 848.

Significant Accounting Policies – Asset Management

U.S. Treasury Securities, at fair value

U.S. Treasury securities, at fair value includes U.S. Treasury bills with original maturities greater than three months when purchased. These securities are recorded at fair value in investments in the consolidated statements of financial condition. Interest income on such securities is separately presented from the overall change in fair value and is recognized in interest income for asset management in the consolidated statements of operations. Any remaining change in fair value of such securities, that is not recognized as interest income, is recognized in net gains (losses) from investment activities for asset management in the consolidated statements of operations.

Due from/to Related Parties

Due from/to related parties includes amounts due from and due to existing employees, certain former employees, portfolio companies of the funds and non-consolidated funds.

Deferred Revenue

Apollo records deferred revenue, which is a type of contract liability, when consideration is received in advance of management services provided. Deferred revenue is reversed and recognized as revenue over the period that the agreed upon services are performed. It is included in accounts payable, accrued expenses, and other liabilities in the consolidated statements of financial condition.

Apollo also earns management fees which are subject to an offset. When Apollo receives cash for advisory and transaction fees, a certain percentage of such advisory and/or transaction fees, as applicable, is allocated as a credit to reduce future management fees, otherwise payable by the relevant fund. Such credit is recorded as deferred revenue in the consolidated statements of financial condition within the accounts payable, accrued expenses and other liabilities line item. A portion of any excess advisory and transaction fees may be required to be returned to the limited partners of certain funds upon such fund's liquidation. As the management fees earned by Apollo are presented on a gross basis, any management fee offsets calculated are presented as a reduction to advisory and transaction fees in the consolidated statements of operations.

Additionally, Apollo earns advisory fees pursuant to the terms of the advisory agreements with certain of the portfolio companies that are owned by the funds Apollo manages. When Apollo receives a payment from a portfolio company that exceeds the advisory fees earned at that point in time, the excess payment is recorded as deferred revenue in the consolidated statements of financial condition. The advisory agreements with the portfolio companies vary in duration and the associated fees are received monthly, quarterly, or annually.

Deferred revenue is reversed and recognized as revenue over the period that the agreed upon services are performed. There was \$55 million of revenue recognized during the year ended December 31, 2024 that was previously deferred as of January 1, 2024.

Under the terms of the funds' partnership agreements, Apollo is normally required to bear organizational expenses over a set dollar amount and placement fees or costs in connection with the offering and sale of interests in the funds it manages to investors. In cases where the limited partners of the funds are determined to be the customer in an arrangement, placement fees may be capitalized as a cost to acquire a customer contract and amortized over the life of the customer contract. Capitalized placement fees are recorded within other assets in the consolidated statements of financial condition, while amortization is recorded within general, administrative and other in the consolidated statements of operations. In certain instances, the placement fees are paid over a period of time. Based on the management agreements with the funds, Apollo considers

APOLLO GLOBAL MANAGEMENT, INC.
NOTES TO CONSOLIDATED FINANCIAL STATEMENTS

placement fees and organizational costs paid in determining if cash has been received in excess of the management fees earned. Placement fees and organizational costs are normally the obligation of Apollo but can be paid for by the funds. When these costs are paid by the fund, the resulting obligations are included within deferred revenue. The deferred revenue balance will also be reduced during future periods when management fees are earned but not paid.

Redeemable non-controlling interests

Redeemable non-controlling interests are attributable to VIEs and, for periods prior to December 31, 2023, primarily represented the shares issued by the Company's previously consolidated SPACs. The redeemable non-controlling interests are initially recorded at their original issue price, net of issuance costs and the initial fair value of separately traded warrants. The carrying amount is accreted to its redemption value over the period from the date of issuance to the earliest redemption date of the instrument. The accretion to redemption value is generally recorded against additional paid-in capital.

In the fourth quarter of 2023, our consolidated SPACs were liquidated in accordance with their governing documents, and all of their outstanding shares were redeemed. Refer to note 18 for further detail.

Revenues

The revenues of the asset management business include (i) management fees; (ii) advisory and transaction fees, net; (iii) investment income, which is comprised of performance allocations and principal investment income; and (iv) incentive fees.

The revenue guidance requires that an entity should recognize revenue to depict the transfer of promised goods or services to customers in an amount that reflects the consideration to which the entity expects to be entitled in exchange for those goods or services (*i.e.*, the transaction price). When determining the transaction price under the revenue guidance, an entity may recognize variable consideration only to the extent that it is probable to not be significantly reversed. The revenue guidance also requires disclosures to help users of financial statements better understand the nature, amount, timing, and uncertainty of revenue that is recognized.

Performance allocations are accounted for under guidance applicable to equity method investments, and therefore not within the scope of the revenue guidance. Apollo recognizes performance allocations within investment income along with the related principal investment income (as further described below) in the consolidated statements of operations and within the investments line in the consolidated statements of financial condition.

Refer to disclosures below for additional information on each of the revenue streams of the asset management business.

Management Fees

Management fees are recognized over time during the periods in which the related services are performed in accordance with the contractual terms of the related agreement. Management fees are generally based on (1) a percentage of the capital committed during the commitment period, and thereafter based on the remaining invested capital of unrealized investments, or (2) net asset value, gross assets or as otherwise provided in the respective agreements. Included in management fees are certain expense reimbursements where Apollo is considered the principal under the agreements and is required to record the expense and related reimbursement revenue on a gross basis.

Advisory and Transaction Fees, Net

Advisory and transaction fees generally include arranging fees and structuring fees related to Apollo's funds, portfolio companies of Apollo funds and third parties, including management consulting fees and directors' fees. The Company evaluates its contractual obligations in accordance with the terms of the related legal agreements when determining whether there is an identifiably distinct performance obligation. Depending on the identifiably distinct service, advisory and transaction fees may be recognized at a point in time or over time. Advisory and transaction fees associated with deal completion are generally recognized at the point in time of completion. Certain other advisory fees that are associated with an identifiably distinct structuring service are recognized over time as the underlying structuring services are provided.

The amounts due from fund portfolio companies are recorded in due from related parties on the consolidated statements of financial condition. Under the terms of the limited partnership agreements for certain funds, the management fee payable by the funds may be subject to a reduction based on a certain percentage of such advisory and transaction fees, net of applicable

APOLLO GLOBAL MANAGEMENT, INC.
NOTES TO CONSOLIDATED FINANCIAL STATEMENTS

broken deal costs. Advisory and transaction fees are reduced by these management fee offsets in the consolidated statements of operations.

Underwriting fees, which are also included within advisory and transaction fees, net, include gains, losses and fees, arising from securities offerings in which one of the Company's subsidiaries participates in the underwriter syndicate. Underwriting fees are recognized at a point in time when the underwriting is completed. Underwriting fees recognized but not received are recorded in other assets on the consolidated statements of financial condition.

During the normal course of business, Apollo incurs certain costs related to certain transactions that are not consummated, or "broken deal costs". These costs (e.g., research costs, due diligence costs, professional fees, legal fees and other related items) are determined to be broken deal costs upon management's decision to no longer pursue the transaction. In accordance with the related fund agreement, in the event the deal is deemed broken, all of the costs are reimbursed by the funds and then included as a component of the calculation of the management fee offset. If a deal is successfully completed, Apollo is reimbursed by the fund or fund's portfolio company for all costs incurred and no offset is generated. As Apollo acts as an agent for the funds it manages, any transaction costs incurred and paid by Apollo on behalf of the respective funds relating to successful or broken deals are recorded net on the Company's consolidated statements of operations, and any receivable from the respective funds is recorded in due from related parties on the consolidated statements of financial condition.

Investment Income

Investment income is comprised of performance allocations and principal investment income.

Performance Allocations. Performance allocations are a type of performance revenue (i.e., income earned based on the extent to which an entity's performance exceeds predetermined thresholds). Performance allocations are generally structured from a legal standpoint as an allocation of capital in which Apollo's capital account receives allocations of the returns of an entity when those returns exceed predetermined thresholds. The determination of which performance revenues are considered performance allocations is primarily based on the terms of an agreement with the entity.

Apollo recognizes performance allocations within investment income along with the related principal investment income (as described further below) in the consolidated statements of operations and within the investments line in the consolidated statements of financial condition.

When applicable, Apollo may record a general partner obligation to return previously distributed performance allocations. The general partner obligation is based upon an assumed liquidation of a fund's net assets as of the reporting date and is reported within due to related parties on the consolidated statements of financial condition. The actual determination and any required payment of any such general partner obligation would not take place until the final disposition of a fund's investments based on the contractual termination of the fund or as otherwise set forth in the respective governing document of the fund.

Principal Investment Income. Principal investment income includes Apollo's income or loss from equity method investments and certain other investments in entities in which Apollo is generally eligible to receive performance allocations. Income from equity method investments includes Apollo's share of net income or loss generated from its investments, which are not consolidated, but in which it exerts significant influence.

Incentive Fees

Incentive fees are a type of performance revenue. Incentive fees differ from performance allocations in that incentive fees do not represent an allocation of capital but rather a contractual fee arrangement with the entity. Incentive fees are considered a form of variable consideration as they are subject to clawback or reversal and therefore must be deferred until the fees are probable to not be significantly reversed. Accrued but unpaid incentive fees are reported within other assets in Apollo's consolidated statements of financial condition. Apollo's incentive fees are generally received from CLOs, managed accounts and certain other vehicles it manages.

Profit Sharing

Profit sharing expense and profit sharing payable primarily consist of a portion of performance revenues earned from certain funds that are allocated to employees and former employees. Profit sharing amounts are recognized as the related performance revenues are earned. Accordingly, profit sharing amounts can be reversed during periods when there is a decline in performance

APOLLO GLOBAL MANAGEMENT, INC.
NOTES TO CONSOLIDATED FINANCIAL STATEMENTS

revenues that were previously recognized. Profit sharing expense is recorded in compensation and benefits for asset management in the consolidated statements of operations. Profit sharing payable is recorded in accounts payable, accrued expenses and other liabilities for Asset Management in the consolidated statements of financial condition.

Profit sharing amounts are generally not paid until the related performance revenue is distributed to the general partner upon realization of the fund's investments. Under certain profit-sharing arrangements, Apollo requires that a portion of certain of the performance revenues distributed to its employees be used to purchase restricted common stock issued under the Equity Plan. Prior to distribution of the performance revenue, the Company records the value of the equity-based awards expected to be granted in other assets and other liabilities within the consolidated statements of financial condition. Such equity-based awards are recorded as equity-based compensation expense over the relevant service period once granted.

Additionally, profit sharing amounts previously distributed may be subject to clawback from employees and former employees. When applicable, the accrual for potential clawback of previously distributed profit sharing amounts, which is a component of due from related parties on the consolidated statements of financial condition, represents all amounts previously distributed to employees and former employees that would need to be returned to the general partner if the funds were to be liquidated based on the fair value of the underlying fund's investments as of the reporting date. The actual general partner receivable, however, would not become realized until the final disposition of a fund's investments based on the contractual termination of the fund or as otherwise set forth in the respective governing document of the fund.

Profit sharing payable also includes contingent consideration obligations that were recognized in connection with certain acquisitions. Changes in the fair value of the contingent consideration obligations are reflected in the consolidated statements of operations as compensation and benefits for asset management.

Apollo has performance-based incentive arrangements for certain employees designed to more closely align compensation on an annual basis with the overall realized performance of the Company's asset management business. These arrangements enable certain employees to earn discretionary compensation based on performance revenue earned by Apollo's asset management business in a given year, which amounts are reflected in compensation and benefits in the accompanying consolidated financial statements for asset management. Apollo may also use dividends it receives from investments in certain perpetual capital vehicles to compensate employees. These amounts are recorded as compensation and benefits in the consolidated statements of operations for asset management.

Other Income (Loss)

Net Gains (Losses) from Investment Activities

Net gains (losses) from investment activities include both realized gains and losses and the change in unrealized gains and losses in Apollo's investments, at fair value between the opening reporting date and the closing reporting date.

Net Gains (Losses) from Investment Activities of Consolidated Variable Interest Entities

Changes in the fair value of the consolidated VIEs' assets and liabilities and related interest, dividend and other income and expenses are presented within net gains (losses) from investment activities of consolidated variable interest entities and are attributable to non-controlling interests in the consolidated statements of operations.

Other Income (Loss), Net

Other income (loss), net includes the recognition of gains (losses) arising from the remeasurement of foreign currency denominated assets and liabilities, gains arising from the remeasurement of the tax receivable agreement liability (see note 18), and other miscellaneous non-operating income and expenses.

APOLLO GLOBAL MANAGEMENT, INC.
NOTES TO CONSOLIDATED FINANCIAL STATEMENTS

Significant Accounting Policies – Retirement Services

Investments

Fixed Maturity Securities

Fixed maturity securities include bonds, CLOs, ABS, RMBS, CMBS and redeemable preferred stock. Athene classifies fixed maturity securities as AFS or trading at the time of purchase and subsequently carries them at fair value. Classification is dependent on a variety of factors, including expected holding period, election of the fair value option and asset and liability matching.

AFS Securities

AFS securities are held at fair value on the consolidated statements of financial condition, with unrealized gains and losses, exclusive of allowances for expected credit losses, generally reflected in AOCI on the consolidated statements of financial condition. Unrealized gains or losses relating to identified risks within AFS securities in fair value hedging relationships are reflected in investment related gains (losses) on the consolidated statements of operations.

Trading Securities

The fair value option is elected for certain fixed maturity securities. These fixed maturity securities are classified as trading, with changes to fair value included in investment related gains (losses) on the consolidated statements of operations. Although the securities are classified as trading, the trading activity related to these investments is primarily focused on asset and liability matching activities and is not intended to be an income strategy based on active trading. As such, the activity related to these investments on the consolidated statements of cash flows is classified as investing activities.

Transactions in securities are generally recorded on a trade date basis, with any unsettled trades recorded in other assets or other liabilities on the consolidated statements of financial condition. Bank loans, private placements and investment funds are recorded on a settlement date basis.

Equity Securities

Equity securities include common stock, mutual funds and non-redeemable preferred stock. Equity securities with readily determinable fair values are carried at fair value with subsequent changes in fair value recognized in net income.

Purchased Credit Deteriorated Investments

Athene purchases certain structured securities, primarily RMBS, which upon assessment have been determined to meet the definition of PCD investments. Additionally, structured securities classified as beneficial interests follow the initial measurement guidance for PCD investments if there is a significant difference between contractual cash flows adjusted for expected prepayments and expected cash flows at the date of recognition. The initial allowance for credit losses for PCD investments is recorded through a gross-up adjustment to the initial amortized cost. For structured securities classified as beneficial interests, the initial allowance is calculated as the present value of the difference between contractual cash flows adjusted for expected prepayments and expected cash flows at the date of recognition. The non-credit purchase discount or premium is amortized into investment income using the effective interest method. The credit discount, represented by the allowance for expected credit losses, is remeasured each period following the policies for measuring credit losses described in the “Credit Losses – Available-for-Sale Securities” section below.

Mortgage Loans

Athene elected the fair value option on its mortgage loan portfolio. Interest income is accrued on the principal amount of the loan based on its contractual interest rate. Interest is accrued on loans until it is probable it will not be received, or the loan is 90 days past due, unless guaranteed by U.S. government-sponsored agencies. Interest income and prepayment fees are reported in net investment income on the consolidated statements of operations. Changes in the fair value of the mortgage loan portfolio are reported in investment related gains (losses) on the consolidated statements of operations.

APOLLO GLOBAL MANAGEMENT, INC.
NOTES TO CONSOLIDATED FINANCIAL STATEMENTS

Investment Funds

Athene invests in certain non-fixed income, alternative investments in the form of limited partnerships or similar legal structures (investment funds). For investment funds in which it does not hold a controlling financial interest, Athene typically accounts for such investments using the equity method, where the cost is recorded as an investment in the fund, or it has elected the fair value option. Adjustments to the carrying amount reflect pro rata ownership percentage of the operating results as indicated by NAV in the investment fund financial statements, which can be on a lag of up to three months when investee information is not received in a timely manner.

Athene's proportionate share of investment fund income is recorded within net investment income, or, for consolidated VIEs, revenues of consolidated VIEs, on the consolidated statements of operations. Contributions paid or distributions received by Athene are recorded directly to the investment fund balance as an increase to carrying value or as a return of capital, respectively.

Policy Loans

Policy loans are funds provided to policyholders in return for a claim on the policyholder's account balance. The funds provided are limited to a specified percentage of the account balance. The majority of policy loans do not have a stated maturity and the balances and accrued interest are repaid with proceeds from the policyholder's account balance. Policy loans are reported at the unpaid principal balance. Interest income is recorded as earned using the contract interest rate and is reported in net investment income on the consolidated statements of operations.

Funds Withheld at Interest

Funds withheld at interest represents a receivable for amounts contractually withheld by ceding companies in accordance with funds withheld coinsurance ("funds withheld") and modified coinsurance ("modco") reinsurance agreements in which Athene is the reinsurer. Generally, assets equal to statutory reserves are withheld and legally owned by the ceding company, and any excess or shortfall is settled periodically. The underlying agreements contain embedded derivatives as discussed below.

Short-term Investments

Short-term investments consist of financial instruments with maturities of greater than three months but less than twelve months when purchased. Short-term debt securities are accounted for as trading or AFS consistent with the policies for those investments. Short-term loans are carried at amortized cost. Fair values are determined consistently with methodologies described in note 7 for the respective investment type.

Other Investments

Other investments include, but are not limited to, term loans collateralized by mortgages on residential and commercial real estate, other uncollateralized loans, investments in real estate and corporate owned life insurance. Athene elected the fair value option on the term loans and other uncollateralized loans. Investments in real estate are held at cost less accumulated depreciation and impairments. Corporate owned life insurance is held at cash surrender value.

Interest income is accrued on the principal amount of the loan based on its contractual interest rate. Interest on loans is accrued until it is probable it will not be received or the loan is 90 days past due. Changes in the cash surrender value of corporate owned life insurance, interest income, amortization of premiums and discounts, and prepayment and other fees are reported in net investment income on the consolidated statements of operations. Changes in fair value are reported in investment related gains (losses) on the consolidated statements of operations.

Investment Income

Investment income is recognized as it accrues or is legally due, net of investment management and custody fees. Investment income on fixed maturity securities includes coupon interest, as well as the amortization of any premium and the accretion of any discount. Investment income on equity securities represents dividend income and preferred coupon interest. Realized gains and losses on sales of investments are included in investment related gains (losses) on the consolidated statements of operations. Realized gains and losses on investments sold are determined based on a first-in first-out method.

APOLLO GLOBAL MANAGEMENT, INC.
NOTES TO CONSOLIDATED FINANCIAL STATEMENTS

Credit Losses – Available-for-Sale Securities and Other

AFS securities with a fair value that has declined below amortized cost are evaluated to determine how the decline in fair value should be recognized. If Athene determines, based on the facts and circumstances related to the specific security, that Athene intends to sell a security or it is more likely than not that Athene would be required to sell a security before the recovery of its amortized cost, any existing allowance for expected credit losses is reversed and the amortized cost of the security is written down to fair value. If neither of these conditions exist, Athene evaluates whether the decline in fair value has resulted from a credit loss or other factors.

For non-structured AFS securities, relevant facts and circumstances are qualitatively considered in evaluating whether a decline below fair value is credit-related. Relevant facts and circumstances include but are not limited to: (1) the extent to which the fair value is less than amortized cost; (2) changes in agency credit ratings, (3) adverse conditions related to the security's industry or geographical area, (4) failure to make scheduled payments, and (5) other known changes in the financial condition of the issuer or quality of any underlying collateral or credit enhancements. For structured AFS securities meeting the definition of beneficial interests, the qualitative assessment is bypassed, and any securities having experienced a decline in fair value below amortized cost move directly to a quantitative analysis.

If upon completion of this analysis it is determined that a potential credit loss exists, an allowance for expected credit losses is established equal to the amount by which the present value of expected cash flows is less than amortized cost, limited by the amount by which fair value is less than amortized cost. A non-structured security's cash flow estimates are derived from scenario-based outcomes of expected corporate restructurings or the disposition of assets using security-specific facts and circumstances including timing, security interests and loss severity. A structured security's cash flow estimates are based on security-specific facts and circumstances that may include collateral characteristics, expectations of delinquency and default rates, loss severity, prepayments and structural support, including subordination and guarantees. The expected cash flows are discounted at the effective interest rate implicit to the security at the date of purchase or the current yield to accrete a structured security. For securities with a contractual interest rate that varies based on changes in an independent factor, such as an index or rate, the effective interest rate is calculated based on the factor as it changes over the life of the security. Inherently under the discounted cash flow model, both the timing and amount of expected cash flows affect the measurement of the allowance for expected credit losses.

The allowance for expected credit losses is remeasured each period for the passage of time, any change in expected cash flows, and changes in the fair value of the security. All impairments, whether intent or requirement to sell or credit-related, and all changes in the allowance for expected credit losses are recorded through the provision for credit losses within investment related gains (losses) on the consolidated statements of operations.

Athene also establishes an allowance for expected credit losses for assets held at amortized cost at the time of purchase, which includes certain other loans and reinsurance assets. The allowance for expected credit losses considers past events, current conditions, and reasonable and supportable forecasts of future economic conditions or macroeconomic forecasts. Athene uses a quantitative probability of default and loss given default methodology to develop the estimate of expected credit loss. The provision for credit losses for reinsurance assets held at amortized cost is recorded through policy and other operating expenses on the consolidated statements of operations.

Athene has elected to present accrued interest receivable separately in other assets on the consolidated statements of financial condition. Athene has also elected the practical expedient to exclude the accrued interest receivable from the amortized cost balance used to calculate the allowance for expected credit losses, as Athene has a policy to write off such balances in a timely manner, when they become 90 days past due. Any write-off of accrued interest is recorded through a reversal of net investment income on the consolidated statements of operations.

Upon determining that all or a portion of the amortized cost of an asset is uncollectible, which is generally when all efforts for collection are exhausted, the amortized cost is written off against the existing allowance. Any write off in excess of the existing allowance is recorded through the provision for credit losses within investment related gains (losses) on the consolidated statements of operations.

Derivative Instruments

Athene invests in derivatives to hedge the risks experienced from ongoing operations, such as security, interest rate, foreign currency and market volatility, or for other risk management purposes, which primarily involve managing liability risks

APOLLO GLOBAL MANAGEMENT, INC.
NOTES TO CONSOLIDATED FINANCIAL STATEMENTS

associated with indexed annuity products and reinsurance agreements. Derivatives are financial instruments with values that are derived from interest rates, foreign exchange rates, financial indices or other combinations of an underlying and notional. Derivative assets and liabilities are carried at fair value on the consolidated statements of financial condition. Athene elects to present any derivatives subject to master netting provisions as a gross asset or liability and gross of collateral. Disclosures regarding balance sheet presentation of derivatives subject to master netting agreements are discussed in note 5. Athene may designate derivatives as cash flow, fair value or net investment hedges.

Hedge Documentation and Hedge Effectiveness

To qualify for hedge accounting, at the inception of the hedging relationship, Athene formally documents its designation of the hedge as a cash flow, fair value or net investment hedge and risk management objective and strategy for undertaking the hedging transaction. This documentation identifies how the hedging instrument is expected to hedge the designated risks related to the hedged item and the method that will be used to retrospectively and prospectively assess the hedge effectiveness and the method which will be used to measure ineffectiveness. A derivative designated as a hedging instrument must be assessed as being highly effective in offsetting the designated risk of the hedged item. Hedge effectiveness is formally assessed at inception and periodically throughout the life of the hedge accounting relationship.

For a cash flow hedge, all changes in the fair value of the hedging derivative are reported within AOCI and the related gains or losses on the derivative are reclassified into the consolidated statements of operations when the cash flows of the hedged item affect earnings.

For a fair value hedge, changes in the fair value of the hedging derivative and changes in the fair value of the hedged item related to the designated risk being hedged are reported on the consolidated statements of operations according to the nature of the risk being hedged. Additionally, changes in the fair value of amounts excluded from the assessment of effectiveness are recorded in AOCI and amortized into income over the life of the hedge accounting relationship.

For a net investment hedge, changes in the fair value of the hedging derivative are reported within AOCI to offset the translation adjustments for subsidiaries with functional currencies other than the U.S. dollar.

Athene discontinues hedge accounting prospectively when: (1) it determines the derivative is no longer highly effective in offsetting changes in the estimated cash flows or fair value of a hedged item; (2) the derivative expires, is sold, terminated, or exercised; or (3) the derivative is de-designated as a hedging instrument. When hedge accounting is discontinued, the derivative continues to be carried on the consolidated statements of financial condition at fair value, with changes in fair value recognized in investment related gains (losses) on the consolidated statements of operations.

For a derivative not designated as a hedge, changes in the derivative's fair value and any income received or paid on derivatives at the settlement date are included in investment related gains (losses) on the consolidated statements of operations.

Embedded Derivatives

Athene issues and reinsures products, primarily indexed annuity products, or purchases investments that contain embedded derivatives. If it determines the embedded derivative has economic characteristics that are not clearly and closely related to the economic characteristics of the host contract, and a separate instrument with the same terms would qualify as a derivative instrument, the embedded derivative is bifurcated from the host contract and accounted for separately, unless the fair value option is elected on the host contract. Under the fair value option, bifurcation of the embedded derivative is not necessary as the entire contract is carried at fair value with all related gains and losses recognized in investment related gains (losses) on the consolidated statements of operations. Embedded derivatives are carried on the consolidated statements of financial condition at fair value in the same line item as the host contract.

Fixed indexed annuity, index-linked variable annuity and indexed universal life insurance contracts allow the policyholder to elect a fixed interest rate return or an equity market component for which interest credited is based on the performance of certain equity market indices. The equity market option is an embedded derivative. The benefit reserve is equal to the sum of the fair value of the embedded derivative and the host (or guaranteed) component of the contracts. The fair value of the embedded derivatives represents the present value of cash flows attributable to the indexed strategies. The embedded derivative cash flows are based on assumptions for future policy growth, which include assumptions for expected index credits on the next policy anniversary date, future equity option costs, volatility, interest rates and policyholder behavior assumptions, including lapses and the use of benefit riders. The embedded derivative cash flows are discounted using a rate that reflects Athene's own

APOLLO GLOBAL MANAGEMENT, INC.
NOTES TO CONSOLIDATED FINANCIAL STATEMENTS

credit rating. The host contract is established at contract inception as the initial account value less the initial fair value of the embedded derivative and accreted over the policy's life. Contracts acquired through a business combination which contain an embedded derivative are re-bifurcated as of the acquisition date. Changes in the fair value of embedded derivatives associated with fixed indexed annuities, index-linked variable annuities and indexed universal life insurance contracts are included in interest sensitive contract benefits on the consolidated statements of operations.

Additionally, reinsurance agreements written on a funds withheld or modco basis contain embedded derivatives. Athene has determined that the right to receive or obligation to pay the total return on the assets supporting the funds withheld at interest or funds withheld liability, respectively, represents a total return swap with a floating rate leg. The fair value of embedded derivatives on funds withheld and modco agreements is computed as the unrealized gain (loss) on the underlying assets and is included within funds withheld at interest for assumed agreements, and for ceded agreements the funds withheld liability is included in other liabilities on the consolidated statements of financial condition. The change in the fair value of the embedded derivatives is recorded in investment related gains (losses) on the consolidated statements of operations. Assumed and ceded earnings from funds withheld at interest, funds withheld liability and changes in the fair value of embedded derivatives are reported in operating activities on the consolidated statements of cash flows. Contributions to and withdrawals from funds withheld at interest and funds withheld liability are reported in operating activities on the consolidated statements of cash flows.

Reinsurance

Athene assumes and cedes insurance and investment contracts under coinsurance, funds withheld, modco, and yearly renewable term bases. Reinsurance accounting is applied for transactions that provide indemnification against loss or liability relating to insurance risk (risk transfer). To meet risk transfer requirements, a reinsurance agreement must transfer insurance risk arising from uncertainties about both underwriting and timing risks. Cessions under reinsurance do not discharge obligations as the primary insurer, unless the requirements of assumption reinsurance have been met. Athene generally has the right of offset on reinsurance transactions, but has elected to present reinsurance settlement amounts due to and from Athene on a gross basis.

For assets and liabilities ceded under reinsurance agreements, Athene generally applies the same measurement guidance for Athene's directly issued or assumed contracts. Ceded amounts are recorded within reinsurance recoverable on the consolidated statements of financial condition. For reinsurance of in-force contracts that pass risk transfer, the issue year used for the purpose of measuring the reinsurance recoverable is dependent on the effective date of the reinsurance agreement, which may differ from the issue year for the direct or assumed contract. The issue year informs the locked-in discount rate used for the purposes of interest accretion. This may result in different discount rates used for the direct or assumed reserves and ceded reserves when reinsuring an in-force block of insurance contracts. For flow reinsurance of insurance contracts that pass risk transfer, the contracts have the same cash flow assumptions as the direct or assumed contracts when the terms are consistent between those respective contracts and the ceded reinsurance agreement. When Athene recognizes an immediate loss due to the present value of future benefits and expenses exceeding the present value of future gross premiums, a gain is recognized on the corresponding reinsurance recoverable to the extent it does not result in gain recognition at treaty inception. Likewise, where the direct or assumed reserve has been floored to zero, the corresponding reinsurance recoverable will be consistently set to zero. See "Future Policy Benefits" below for further information.

Accounting for reinsurance requires the use of assumptions, particularly related to the future performance of the underlying business and the potential impact of counterparty credit risks. Athene attempts to minimize its counterparty credit risk through the structuring of the terms of its reinsurance agreements, including the use of trusts, and monitors credit ratings of counterparties for signs of declining credit quality. When a ceding company does not report information on a timely basis, Athene records accruals based on the best available information at the time, which includes the reinsurance agreement terms and historical experience. Athene periodically compares actual and anticipated experience to the assumptions used to establish reinsurance assets and liabilities. See note 8 for more information.

Assets and liabilities assumed or ceded under coinsurance, funds withheld, modco, or yearly renewable term are presented gross on the consolidated statements of financial condition. For investment contracts, the change in the direct or assumed and ceded reserves are presented net in interest sensitive contract benefits on the consolidated statements of operations. For insurance contracts, the change in the direct or assumed and ceded reserves and benefits are presented net in future policy and other policy benefits on the consolidated statements of operations, except any changes related to the discount rate are presented net in OCI on the consolidated statements of comprehensive income (loss). For market risk benefits, the change in the direct or assumed and ceded reserves are presented net in market risk benefits remeasurement (gains) losses on the consolidated statements of operations, except for changes related to instrument-specific credit risk on direct and assumed contracts which are presented net in OCI on the consolidated statements of comprehensive income (loss).

APOLLO GLOBAL MANAGEMENT, INC.
NOTES TO CONSOLIDATED FINANCIAL STATEMENTS

For the reinsurance of existing in-force blocks that transfer significant insurance risk, the difference between the assets received or paid and the liabilities assumed or ceded represents the net cost of reinsurance at the inception of the reinsurance agreement. The net cost of reinsurance is amortized on a basis consistent with the methodologies and assumptions used to amortize DAC and deferred sales inducements (“DSI”), or on a consistent basis with deferred profit liability dependent upon the nature of the underlying contract.

Deferred Acquisition Costs, Deferred Sales Inducements and Value of Business Acquired

Deferred Acquisition Costs and Deferred Sales Inducements

Costs related directly to the successful acquisition of new, or the renewal of existing, insurance or investment contracts are deferred. These costs consist of commissions and policy issuance costs, as well as sales inducements credited to policyholder account balances, and are included in deferred acquisition costs, deferred sales inducements and value of business acquired on the consolidated statements of financial condition. These costs are not capitalized until they are incurred.

Deferred costs related to universal life-type policies and investment contracts with significant revenue streams from sources other than investment of the policyholder funds are grouped into cohorts based on issue year and contract type and amortized on a constant level basis over the expected term of the related contracts. The cohorts and assumptions used for the amortization of deferred costs are consistent with those used in estimating the related liabilities for these contracts. The constant level basis generally is the initial premium or deposit and is projected based on assumptions related to policyholder behavior, including lapses and mortality, over the expected term of the contracts. Each reporting period, Athene replaces expected experience with actual experience to determine the related amortization expense. Changes to projected experience are recognized in amortization expense prospectively over the remaining contract term. Amortization of DAC and DSI is included in amortization of deferred acquisition costs, deferred sales inducements and value of business acquired on the consolidated statements of operations.

Deferred costs related to investment contracts without significant revenue streams from sources other than investment of the policyholder funds are amortized using the effective interest method. The effective interest method amortizes the deferred costs by discounting the future liability cash flows at a break-even rate. The break-even rate is solved for such that the present value of future liability cash flows is equal to the net liability at the inception of the contract. The deferred costs represent the difference between the net and gross liability and the change relates to amortization for the period.

Value of Business Acquired

Athene establishes VOBA for blocks of insurance contracts acquired through the acquisition of insurance entities. It records the fair value of the liabilities assumed in two components: reserves and VOBA. Reserves are established using Athene’s best estimate assumptions as of the business combination date. VOBA is the difference between the fair value of the liabilities and the reserves. VOBA can be either positive or negative and is amortized in relation to respective policyholder liabilities. Significant assumptions that impact VOBA amortization are consistent with those that impact the measurement of policyholder liabilities. Athene performs periodic tests to determine if positive VOBA remains recoverable. If Athene determines that positive VOBA is not recoverable, Athene records a cumulative charge to the current period. Any negative VOBA is recorded to the same financial statement line on the consolidated statements of financial condition as the associated reserves. Positive VOBA is recorded in deferred acquisition costs, deferred sales inducements and value of business acquired on the consolidated statements of financial condition. See note 9 for further information.

Interest Sensitive Contract Liabilities

Universal life-type policies and investment contracts include traditional deferred annuities; indexed annuities consisting of fixed indexed, index-linked variable annuities in the accumulation phase, and assumed indexed universal life without significant mortality risk; funding agreements; immediate annuities without significant mortality risk (which include pension group annuities without life contingencies); universal life insurance; and other investment contracts inclusive of assumed endowments without significant mortality risk. Athene carries liabilities for traditional deferred annuities, indexed annuities, funding agreements and universal life insurance at the account balances without reduction for potential surrender or withdrawal charges, except for a block of universal life business ceded to Global Atlantic Financial Group Limited (together with its subsidiaries, “Global Atlantic”), which it carries at fair value. Liabilities for immediate annuities without significant mortality risk are calculated as the present value of future liability cash flows and policy maintenance expenses discounted at contractual interest

APOLLO GLOBAL MANAGEMENT, INC.
NOTES TO CONSOLIDATED FINANCIAL STATEMENTS

rates. Certain of Athene's universal life-type policies and investment contracts are offered with additional contract features that meet the definition of a market risk benefit. See "Market Risk Benefits" below for further information.

Unearned revenue liabilities are established when amounts are assessed against the policyholder for services to be provided in future periods. These balances are amortized consistent with the methodologies and assumptions used to amortize DAC and DSI.

Changes in interest sensitive contract liabilities, excluding deposits and withdrawals, are recorded in interest sensitive contract benefits or product charges on the consolidated statements of operations. Interest sensitive contract liabilities are not reduced for amounts ceded under reinsurance agreements which are reported as reinsurance recoverable on the consolidated statements of financial condition.

Future Policy Benefits

Athene issues or reinsures contracts classified as long-duration, which include term and whole life, accident and health, disability, and deferred and immediate annuities with life contingencies (which include pension group annuities with life contingencies). Liabilities for nonparticipating long-duration contracts are established as the estimated present value of benefits we expect to pay to or on behalf of the policyholder and related expenses less the present value of the net premiums to be collected, referred to as the net premium ratio. The contracts are grouped into cohorts based on issue year and contract type, with an exception for pension group annuities, which are generally assessed at the group annuity contract level. Contracts with different issuance years are not combined. Contracts acquired in a business combination are grouped into a single cohort by contract type, except for pension group annuities, which follow the group annuity contract level.

Liabilities for nonparticipating long-duration contracts are established using accepted actuarial valuation methods which require the use of assumptions related to discount rate, expenses, longevity, mortality, morbidity, persistency and other policyholder behavior. Athene bases certain key assumptions, such as longevity, mortality and morbidity, on industry standard data adjusted to align with actual company experience, if needed. Athene has elected to use expense assumptions that are locked in at issuance for each cohort. All other cash flow assumptions are established at contract issuance and reviewed annually or more frequently if actual experience suggests a revision is necessary. The effects of changes in cash flow assumptions impacting the net premium ratio are recorded as remeasurement changes in the period in which they are made. As cash flow assumptions are reviewed at least annually, there is no provision for adverse deviation included within the liability.

Actual experience is recognized in the period in which the experience arises. Actual experience is then incorporated into the net premium ratio for all products and cohorts on a quarterly basis. When the net premium ratio is revised, whether to incorporate actual experience each reporting period or for the review of cash flow assumptions, the liability is recalculated as of the beginning of the period, discounted at the original contract issuance discount rate, and compared with the carrying amount of the liability as of the same date to determine the current period change. The current period change in the liability is recognized as remeasurement gain or loss.

To the extent the present value of future benefits and expenses exceeds the present value of gross premiums, Athene will cap the net premium ratio at one hundred percent by increasing the corresponding liability and recognizing an immediate loss through the consolidated statements of operations. The liability is never recorded at an amount less than zero for the cohort.

The liability for nonparticipating long-duration contracts is discounted using an upper-medium grade fixed income instrument yield aligned to the characteristics of the liability, including the duration and currency of the underlying cash flows. In determining reference portfolio of instruments, Athene has used a single A equivalent level rate and maximized the use of observable data to the extent possible for the duration of its liabilities. The discount rate is required to be updated at the end of each reporting period for the remeasurement of the liability but is locked-in for each cohort for the purpose of interest accretion expense.

Changes in the value of the liability for nonparticipating long-duration contracts due to changes in the discount rate are recognized as a component of OCI on the consolidated statements of comprehensive income (loss). Changes in the liability for remeasurement gains or losses and all other changes in the liability are recorded in future policy and other policy benefits on the consolidated statements of operations.

Future policy benefits include liabilities for no-lapse guarantees on universal life insurance and fixed indexed universal life insurance. Athene establishes future policy benefits for no-lapse guarantees by estimating the expected value of death benefits

APOLLO GLOBAL MANAGEMENT, INC.
NOTES TO CONSOLIDATED FINANCIAL STATEMENTS

paid after policyholder account balances have been exhausted. Athene recognizes these benefits proportionally over the life of the contracts based on total actual and expected assessments. The methods Athene uses to estimate the liabilities have assumptions about policyholder behavior, mortality, expected yield on investments supporting the liability and market conditions affecting policyholder account balance growth.

For the liabilities associated with no-lapse guarantees, each reporting period Athene updates expected excess benefits and assessments with actual excess benefits and assessments. Athene also periodically revises the key assumptions used in the calculation of the liabilities that result in revisions to the expected excess benefits and assessments. The effects of changes in assumptions are recorded as unlocking in the period in which the changes are made. Changes in the liabilities associated with no-lapse guarantees are recorded in future policy and other policy benefits on the consolidated statements of operations.

Future policy benefits are not reduced for amounts ceded under reinsurance agreements, which are reported as reinsurance recoverable on the consolidated statements of financial condition.

Market Risk Benefits

Market risk benefits represent contracts or contract features that both provide protection to the contract holder from, and expose the insurance entity to, other-than-nominal capital market risk. Athene's deferred annuity contracts which contain GLWB and GMDB riders that meet the criteria for, and are classified as, market risk benefits.

Market risk benefits are measured at fair value at the contract level and may be recorded as a liability or an asset, which are recorded on the consolidated statements of financial condition in market risk benefits or other assets, respectively. Multiple market risk benefits on a contract are treated as a single, compound market risk benefit. At contract inception, Athene assesses the fees and assessments that are collectible from the policyholder and allocates them to the extent they are attributable to the market risk benefit. These attributed fees are used in the valuation of the market risk benefits and are never negative or exceed total explicit fees collectible from the policyholder. If the fees are sufficient to cover the projected benefits, a non-option based valuation model is used. If the fees are insufficient to cover the projected benefits, an option-based valuation model is used to compute the market risk benefit liability at contract inception, with an equal and offsetting adjustment recognized in interest sensitive contract liabilities.

Changes in fair value of market risk benefits are recorded in market risk benefits remeasurement (gains) losses on the consolidated statements of operations, excluding portions attributed to changes in instrument-specific credit risk, which are recorded in OCI on the consolidated statements of comprehensive income (loss). Market risk benefits are not reduced for market risk benefits ceded under reinsurance agreements. Ceded market risk benefits are measured at fair value and recorded within reinsurance recoverable on the consolidated statements of financial condition.

Upon annuitization of the contract or the extinguishment of the account balance, the market risk benefit, related annuity contract and unamortized deferred costs are derecognized, including amounts within AOCI. A payout annuity is then established for GLWBs.

Revenues

Revenues for universal life-type policies and investment contracts, including surrender and market value adjustments, costs of insurance, policy administration, GMDB, GLWB and no-lapse guarantee charges, are earned when assessed against policyholder account balances during the period. Interest credited to policyholder account balances and the change in fair value of embedded derivatives within fixed indexed annuity contracts is included in interest sensitive contract benefits on the consolidated statements of operations.

Premiums for long-duration contracts, including products with fixed and guaranteed premiums and benefits, are recognized as revenue when due from policyholders. When premiums are due over a significantly shorter period than the period over which benefits are provided, a deferred profit liability is established equal to the excess of the gross premium over the net premium. The deferred profit liability is recognized in future policy benefits on the consolidated statements of financial condition and amortized into income in relation to either applicable policyholder liabilities for immediate annuities with life contingencies (which includes pension group annuities) or insurance in-force for whole life products through future policy and other policy benefits on the consolidated statements of operations.

APOLLO GLOBAL MANAGEMENT, INC.
NOTES TO CONSOLIDATED FINANCIAL STATEMENTS

When the net premium ratio for the corresponding future policy benefit is updated for actual experience and changes to projected cash flow assumptions, the deferred profit liability is retrospectively recalculated from the contract issuance date through the beginning of the current reporting period. The revised deferred profit liability is compared to the beginning of the period carrying amount to determine the change to be recognized as a remeasurement gain or loss within future policy and other policy benefits on the consolidated statements of operations. Unlike the related future policy benefit, the deferred profit liability will not be remeasured for changes in discount rates each reporting period. Negative VOBA balances associated with payout contracts involving life contingencies, including pension group annuities, are accounted for in a manner similar to the deferred profit liability.

All insurance-related revenue is reported net of reinsurance ceded

3. Merger with Athene

On January 1, 2022, Apollo and Athene completed the previously announced merger transactions pursuant to the Merger Agreement. As a result of the Mergers, AAM and AHL became subsidiaries of AGM.

Under the Merger Agreement, each issued and outstanding Athene common share was converted automatically into 1.149 shares of common stock of AGM and any cash paid in lieu of fractional shares. The purchase price was as follows:

(In millions, except share price data and exchange ratio)

AHL common shares purchased	138
Exchange ratio	1.149
Shares of common stock issued in exchange	158
AGM Class A shares closing price	\$ 72.43
Total merger consideration at closing	\$ 11,455
Fair value of estimated RSUs, options and warrants assumed and other equity consideration ^{1,2}	699
Effective settlement of pre-existing relationships ³	896
Total merger consideration	13,050
Fair value of AHL common shares previously held (55 million shares) and other adjustments ^{4,5}	4,554
Total AHL equity value held by AGM	17,604
Non-controlling interest ⁶	4,942
Total AHL equity value	\$ 22,546

¹ AGM issued one-time grants of fully vested RSUs and options to certain executives and stockholders of Athene vesting upon consummation of the Mergers. Additionally, all issued and outstanding warrants of Athene prior to the Merger Date were exchanged for shares of AGM common stock at the time of the Mergers. The fair value of these awards is \$600 million and is treated as part of consideration transferred.

² AGM issued replacement awards for all outstanding Athene equity awards. \$99 million was included as part of consideration for the portion that was attributable to pre-combination services and \$53 million will be treated as post-combination compensation expense.

³ The pre-existing relationship related to receivables, payables, and dividends between Apollo and Athene. Total fees payable to AGM by Athene for asset management and advisory services were approximately \$146 million. A cash dividend of \$750 million was declared by Athene to its common stockholders with Apollo owning 100% of the common shares as of the dividend record date.

⁴ Based on the December 31, 2021 closing price of AHL common shares on the NYSE.

⁵ Other adjustments includes pushdown of goodwill arising out of deferred tax liabilities associated with identifiable net assets of Athene.

⁶ Non-controlling interest in Athene includes holders of Athene's preferred shares and third-party investors in ACRA 1 and in consolidated VIEs of Athene. The fair value of Athene's preferred shares was based on the closing stock price of Athene's preferred shares immediately prior to the consummation of the Athene merger and the fair value of the non-controlling interest in ACRA 1 was determined using the discounted distribution model approach.

The Mergers were accounted for as a business combination. The consideration was allocated to Athene's assets acquired and liabilities assumed based on estimates of their fair values as of the Merger Date. The business combination was achieved in steps. The Company previously held its equity interests in the acquiree at fair value.

Goodwill of \$4.1 billion was recorded based on the amount that the Athene equity value exceeded the fair value of the net assets acquired less the amounts attributable to non-controlling interests. Goodwill is primarily attributable to the scale, skill sets, operations, and synergies that can be achieved subsequent to the Mergers. The goodwill recorded is not expected to be deductible for tax purposes. Goodwill on the consolidated statements of financial position includes the impacts of foreign currency translation.

APOLLO GLOBAL MANAGEMENT, INC.
NOTES TO CONSOLIDATED FINANCIAL STATEMENTS

The financial statements were not retrospectively adjusted for the changes to the provisional values of assets acquired and liabilities assumed that occurred in subsequent periods. Adjustments were recognized as information related to the preliminary fair value calculation was obtained. The effect on earnings of changes in depreciation, amortization, or other income effects, as a result of changes to the provisional amounts, were recorded in the same period as the financial statements, calculated as if the accounting had been completed at the Merger Date.

The following table summarizes the fair value amounts recognized for the assets acquired and liabilities assumed and resulting goodwill as of the Merger Date:

<i>(In millions)</i>	Fair Value and Goodwill Calculation	
Merger consideration	\$	13,050
Fair value of previously held equity interest		4,554
Total Athene Value to be Held by the Company		17,604
Total Value to Allocate		
Investments		176,015
Cash and cash equivalents		9,479
Restricted cash and cash equivalents		796
Investment in related parties		33,863
Reinsurance recoverable		4,977
VOBA		3,372
Assets of consolidated variable interest entities		3,635
Other assets		6,115
Estimated fair value of total assets acquired (excluding goodwill)		238,252
Interest sensitive contract liabilities		160,241
Future policy benefits		41,482
Market risk benefits		4,813
Debt		3,295
Payables for collateral on derivatives and securities to repurchase		7,044
Liabilities of consolidated variable interest entities		461
Other liabilities		2,443
Estimated fair value of total liabilities assumed		219,779
Non-controlling interest		4,942
Estimated fair value of net assets acquired, excluding goodwill		13,531
Goodwill attributable to Athene	\$	4,073

The Company finalized purchase accounting during the fourth quarter of 2022. During the year ended December 31, 2022, the Company recorded adjustments which decreased provisional goodwill by \$108 million. The adjustments were comprised of \$25 million for measurement period adjustments and \$83 million to adjust the valuation of an investment. The measurement period adjustments were primarily related to decreases in interest sensitive contract liabilities and future policy benefits and the effects to the consolidated statements of operations were immaterial to those periods.

The Company performed a valuation of the acquired investments, policy liabilities, VOBA, other identifiable intangibles, and funds withheld at interest payables and receivables using methodologies consistent with those described in note 2 and note 7.

Value of business acquired and Other identifiable intangible assets

VOBA represents the difference between the fair value of liabilities acquired and reserves established using best estimate assumptions at the Merger Date. Other identifiable intangible assets are included in other assets on the consolidated statements of financial condition and summarized as follows:

APOLLO GLOBAL MANAGEMENT, INC.
NOTES TO CONSOLIDATED FINANCIAL STATEMENTS

Distribution Channels	Trade Name	Insurance Licenses
These assets are valued using the excess earnings method, which derives value based on the present value of the cash flow attributable to the distribution channels, less returns for contributory assets. Amortization of these assets is on a straight-line basis.	This represents the Athene trade name and was valued using the relief-from-royalty method considering publicly available third-party trade name royalty rates as well as expected premiums generated by the use of the trade name over its anticipated life. Amortization of this asset is on a straight-line basis.	Licenses are protected through registration and were valued using the market approach based on third-party market transactions from which the prices paid for state insurance licenses could be derived. These assets are not amortized.

The fair value and weighted average estimated useful lives of VOBA and other identifiable intangible assets acquired in the Mergers consist of the following:

	Fair value (in millions)	Average useful life (in years)
VOBA Asset	\$ 3,372	7
Distribution Channels	1,870	18
Trade Name	160	20
State Insurance Licenses	26	Indefinite
Total	\$ 5,428	

As of the Merger Date, Athene's financial results are reflected in these consolidated financial statements. Athene's revenues of \$8,199 million and net income (loss) of \$(2,166) million are included in the consolidated statement of operations for the year ended December 31, 2022.

4. Investments

The following table outlines the Company's investments:

<i>(In millions)</i>	December 31, 2024	December 31, 2023
Asset Management		
Investments, at fair value	\$ 1,384	\$ 1,489
Equity method investments	1,082	1,072
Performance allocations	3,262	2,941
Other investments	358	—
Total Investments – Asset Management	6,086	5,502
Retirement Services		
AFS securities, at fair value	\$ 184,167	\$ 148,347
Trading securities, at fair value	2,156	2,544
Equity securities	1,524	1,611
Mortgage loans, at fair value	64,536	45,396
Investment funds	1,960	1,741
Policy loans	318	334
Funds withheld at interest	23,916	30,833
Derivative assets	8,154	5,298
Short-term investments	1,190	1,288
Other investments	3,246	1,549
Total Investments, including related parties – Retirement Services	291,167	238,941
Total Investments	\$ 297,253	\$ 244,443

APOLLO GLOBAL MANAGEMENT, INC.
NOTES TO CONSOLIDATED FINANCIAL STATEMENTS

Equity Method Investments — Overall

The tables below present summarized financial information of the Company's equity method investments in the aggregate.

Statement of Financial Condition <i>(In millions)</i>	December 31,			
	2024 ¹		2023 ¹	
Investments	\$	227,112	\$	212,892
Assets		263,535		238,550
Liabilities		126,363		122,659
Equity		137,172		115,891

Statement of Operations <i>(In millions)</i>	Years ended December 31,					
	2024 ¹		2023 ¹		2022 ¹	
Revenues/Investment Income	\$	10,918	\$	9,709	\$	7,681
Expenses		13,613		9,242		7,644
Net Investment Income (Loss)		(2,695)		467		37
Net Realized and Unrealized Gain (Loss)		14,722		7,349		3,012
Net Income (Loss)	\$	12,027	\$	7,816	\$	3,049

¹ Certain fund amounts are as of and for the twelve months ended September 30, 2024, 2023 and 2022.

Asset Management

Net Gains (Losses) from Investment Activities

The following outlines realized and net change in unrealized gains (losses) reported in net gains (losses) from investment activities:

<i>(In millions)</i>	Years ended December 31,					
	2024		2023		2022	
Realized gains (losses) on sales of investments, net	\$	(1)	\$	(9)	\$	(14)
Net change in unrealized gains (losses) due to changes in fair value		59		16		179
Net gains (losses) from investment activities	\$	58	\$	7	\$	165

Performance Allocations

Performance allocations receivable is recorded within investments in the consolidated statements of financial condition. The table below provides a roll forward of the performance allocations balance:

<i>(In millions)</i>	Total	
Performance allocations, January 1, 2023	\$	2,574
Change in fair value of funds		1,048
Fund distributions to the Company		(681)
Performance allocations, December 31, 2023	\$	2,941
Change in fair value of funds		1,249
Fund distributions to the Company		(928)
Performance allocations, December 31, 2024	\$	3,262

The change in fair value of funds excludes the general partner obligation to return previously distributed performance allocations, which is recorded in due to related parties in the consolidated statements of financial condition.

The timing of the payment of performance allocations due to the general partner or investment manager varies depending on the terms of the applicable fund agreements. Generally, performance allocations with respect to the private equity funds and certain

APOLLO GLOBAL MANAGEMENT, INC.
NOTES TO CONSOLIDATED FINANCIAL STATEMENTS

credit and real assets funds are payable and are distributed to the fund's general partner upon realization of an investment if the fund's cumulative returns are in excess of the preferred return.

Retirement Services

AFS Securities

The following table represents the amortized cost, allowance for credit losses, gross unrealized gains and losses and fair value of Athene's AFS investments by asset type:

<i>(In millions)</i>	December 31, 2024				
	Amortized Cost	Allowance for Credit Losses	Gross Unrealized Gains	Gross Unrealized Losses	Fair Value
AFS securities					
U.S. government and agencies	\$ 8,413	\$ —	\$ 8	\$ (1,270)	\$ 7,151
U.S. state, municipal and political subdivisions	1,167	—	—	(246)	921
Foreign governments	2,082	—	—	(514)	1,568
Corporate	95,006	(175)	485	(11,731)	83,585
CLO	29,524	—	266	(608)	29,182
ABS	24,779	(76)	138	(640)	24,201
CMBS	11,158	(60)	75	(432)	10,741
RMBS	8,587	(397)	228	(403)	8,015
Total AFS securities	180,716	(708)	1,200	(15,844)	165,364
AFS securities – related parties					
Corporate	2,150	—	18	(31)	2,137
CLO	6,130	—	18	(113)	6,035
ABS	10,899	(1)	21	(288)	10,631
Total AFS securities – related parties	19,179	(1)	57	(432)	18,803
Total AFS securities, including related parties	\$ 199,895	\$ (709)	\$ 1,257	\$ (16,276)	\$ 184,167

<i>(In millions)</i>	December 31, 2023				
	Amortized Cost	Allowance for Credit Losses	Gross Unrealized Gains	Gross Unrealized Losses	Fair Value
AFS securities					
U.S. government and agencies	\$ 6,161	\$ —	\$ 67	\$ (829)	\$ 5,399
U.S. state, municipal and political subdivisions	1,296	—	—	(250)	1,046
Foreign governments	2,083	—	71	(255)	1,899
Corporate	88,343	(129)	830	(10,798)	78,246
CLO	20,506	(2)	261	(558)	20,207
ABS	13,942	(49)	120	(630)	13,383
CMBS	7,070	(29)	52	(502)	6,591
RMBS	8,160	(381)	252	(464)	7,567
Total AFS securities	147,561	(590)	1,653	(14,286)	134,338
AFS securities – related parties					
Corporate	1,423	—	1	(72)	1,352
CLO	4,367	—	21	(120)	4,268
ABS	8,665	(1)	34	(309)	8,389
Total AFS securities – related parties	14,455	(1)	56	(501)	14,009
Total AFS securities, including related parties	\$ 162,016	\$ (591)	\$ 1,709	\$ (14,787)	\$ 148,347

APOLLO GLOBAL MANAGEMENT, INC.
NOTES TO CONSOLIDATED FINANCIAL STATEMENTS

The amortized cost and fair value of AFS securities, including related parties, are shown by contractual maturity below:

<i>(In millions)</i>	December 31, 2024	
	Amortized Cost	Fair Value
AFS securities		
Due in one year or less	\$ 2,576	\$ 2,544
Due after one year through five years	19,949	19,418
Due after five years through ten years	27,734	25,442
Due after ten years	56,409	45,821
CLO, ABS, CMBS and RMBS	74,048	72,139
Total AFS securities	180,716	165,364
AFS securities – related parties		
Due after one year through five years	1,080	1,071
Due after five years through ten years	847	861
Due after ten years	223	205
CLO and ABS	17,029	16,666
Total AFS securities – related parties	19,179	18,803
Total AFS securities, including related parties	\$ 199,895	\$ 184,167

Actual maturities can differ from contractual maturities as borrowers may have the right to call or prepay obligations with or without call or prepayment penalties.

Unrealized Losses on AFS Securities

The following summarizes the fair value and gross unrealized losses for AFS securities, including related parties, for which an allowance for credit losses has not been recorded, aggregated by asset type and length of time the fair value has remained below amortized cost:

<i>(In millions)</i>	December 31, 2024					
	Less than 12 months		12 months or more		Total	
	Fair Value	Gross Unrealized Losses	Fair Value	Gross Unrealized Losses	Fair Value	Gross Unrealized Losses
AFS securities						
U.S. government and agencies	\$ 3,010	\$ (114)	\$ 3,462	\$ (1,156)	\$ 6,472	\$ (1,270)
U.S. state, municipal and political subdivisions	67	(3)	842	(243)	909	(246)
Foreign governments	830	(205)	738	(309)	1,568	(514)
Corporate	19,530	(673)	44,051	(10,997)	63,581	(11,670)
CLO	2,675	(48)	2,325	(215)	5,000	(263)
ABS	9,361	(155)	4,070	(309)	13,431	(464)
CMBS	1,868	(56)	1,773	(315)	3,641	(371)
RMBS	825	(13)	1,261	(157)	2,086	(170)
Total AFS securities	38,166	(1,267)	58,522	(13,701)	96,688	(14,968)
AFS securities – related parties						
Corporate	471	(4)	365	(26)	836	(30)
CLO	586	(10)	544	(56)	1,130	(66)
ABS	2,533	(43)	3,355	(235)	5,888	(278)
Total AFS securities – related parties	3,590	(57)	4,264	(317)	7,854	(374)
Total AFS securities, including related parties	\$ 41,756	\$ (1,324)	\$ 62,786	\$ (14,018)	\$ 104,542	\$ (15,342)

APOLLO GLOBAL MANAGEMENT, INC.
NOTES TO CONSOLIDATED FINANCIAL STATEMENTS

<i>(In millions)</i>	December 31, 2023					
	Less than 12 months		12 months or more		Total	
	Fair Value	Gross Unrealized Losses	Fair Value	Gross Unrealized Losses	Fair Value	Gross Unrealized Losses
AFS securities						
U.S. government and agencies	\$ 2,013	\$ (94)	\$ 2,389	\$ (735)	\$ 4,402	\$ (829)
U.S. state, municipal and political subdivisions	123	(5)	888	(245)	1,011	(250)
Foreign governments	690	(13)	760	(242)	1,450	(255)
Corporate	7,752	(474)	50,028	(10,311)	57,780	(10,785)
CLO	689	(2)	11,579	(543)	12,268	(545)
ABS	2,129	(75)	4,378	(458)	6,507	(533)
CMBS	859	(12)	1,967	(406)	2,826	(418)
RMBS	467	(9)	2,057	(263)	2,524	(272)
Total AFS securities	14,722	(684)	74,046	(13,203)	88,768	(13,887)
AFS securities – related parties						
Corporate	548	(35)	382	(37)	930	(72)
CLO	397	(16)	2,592	(102)	2,989	(118)
ABS	2,008	(66)	2,793	(225)	4,801	(291)
Total AFS securities – related parties	2,953	(117)	5,767	(364)	8,720	(481)
Total AFS securities, including related parties	\$ 17,675	\$ (801)	\$ 79,813	\$ (13,567)	\$ 97,488	\$ (14,368)

The following summarizes the number of AFS securities that were in an unrealized loss position, including related parties, for which an allowance for credit losses has not been recorded:

	December 31, 2024	
	Unrealized Loss Position	Unrealized Loss Position 12 Months or More
AFS securities	7,745	6,087
AFS securities – related parties	143	59

The unrealized losses on AFS securities can primarily be attributed to changes in market interest rates since acquisition. Athene did not recognize the unrealized losses in income, unless as required for hedge accounting, as it intends to hold these securities and it is not more likely than not it will be required to sell a security before the recovery of its amortized cost.

APOLLO GLOBAL MANAGEMENT, INC.
NOTES TO CONSOLIDATED FINANCIAL STATEMENTS

Allowance for Credit Losses

The following table summarizes the activity in the allowance for credit losses for AFS securities by asset type:

<i>(In millions)</i>	Year ended December 31, 2024						
	Beginning balance	Additions		Reductions			Ending balance
		Initial credit losses	Initial credit losses on PCD securities	Securities sold during the period	Securities intended to be sold prior to recovery of amortized cost basis	Additions (reductions) to previously impaired securities	
AFS securities							
Corporate	\$ 129	\$ 48	\$ —	\$ (8)	\$ —	\$ 6	\$ 175
CLO	2	1	—	—	—	(3)	—
ABS	49	25	—	(16)	—	18	76
CMBS	29	27	—	—	—	4	60
RMBS	381	17	—	(17)	—	16	397
Total AFS securities	590	118	—	(41)	—	41	708
AFS securities – related parties, ABS	1	—	—	—	—	—	1
Total AFS securities, including related parties	\$ 591	\$ 118	\$ —	\$ (41)	\$ —	\$ 41	\$ 709

<i>(In millions)</i>	Year ended December 31, 2023						
	Beginning balance	Additions		Reductions			Ending balance
		Initial credit losses	Initial credit losses on PCD securities	Securities sold during the period	Securities intended to be sold prior to recovery of amortized cost basis	Additions (reductions) to previously impaired securities	
AFS securities							
Foreign governments	\$ 27	\$ —	\$ —	\$ (27)	\$ —	\$ —	\$ —
Corporate	61	88	—	(8)	(15)	3	129
CLO	7	1	—	—	—	(6)	2
ABS	29	23	—	(4)	—	1	49
CMBS	5	26	—	—	—	(2)	29
RMBS	329	16	53	(16)	—	(1)	381
Total AFS securities	458	154	53	(55)	(15)	(5)	590
AFS securities – related parties							
CLO	1	—	—	—	—	(1)	—
ABS	—	1	—	—	—	—	1
Total AFS securities – related parties	1	1	—	—	—	(1)	1
Total AFS securities, including related parties	\$ 459	\$ 155	\$ 53	\$ (55)	\$ (15)	\$ (6)	\$ 591

APOLLO GLOBAL MANAGEMENT, INC.
NOTES TO CONSOLIDATED FINANCIAL STATEMENTS

Net Investment Income

Net investment income by asset class consists of the following:

<i>(In millions)</i>	Years ended December 31,		
	2024	2023	2022
AFS securities	\$ 9,691	\$ 6,901	\$ 4,165
Trading securities	161	177	174
Equity securities	90	76	64
Mortgage loans	3,767	2,360	1,261
Investment funds	(38)	90	408
Funds withheld at interest	1,318	1,752	1,844
Other	828	815	270
Investment revenue	15,817	12,171	8,186
Investment expenses	(99)	(91)	(38)
Net investment income	\$ 15,718	\$ 12,080	\$ 8,148

Investment Related Gains (Losses)

Investment related gains (losses) by asset class consists of the following:

<i>(In millions)</i>	Years ended December 31,		
	2024	2023	2022
AFS securities ¹			
Gross realized gains on investment activity	\$ 977	\$ 926	\$ 1,337
Gross realized losses on investment activity	(1,979)	(779)	(2,151)
Net realized investment gains (losses) on AFS securities	(1,002)	147	(814)
Net recognized investment gains (losses) on trading securities	(170)	66	(432)
Net recognized investment gains (losses) on equity securities	22	13	(153)
Net recognized investment gains (losses) on mortgage loans	(132)	207	(2,974)
Derivative gains (losses)	2,205	2,135	(9,173)
Provision for credit losses	(181)	(335)	(227)
Other gains (losses)	1,303	(805)	1,056
Investment related gains (losses)	\$ 2,045	\$ 1,428	\$ (12,717)

¹ Includes the effects of recognized gains or losses on AFS securities associated with designated hedges.

Proceeds from sales of AFS securities were \$21,623 million, \$6,464 million and \$9,421 million for the years ended December 31, 2024, 2023 and 2022, respectively.

The following table summarizes the change in unrealized gains (losses) on trading and equity securities held as of the respective period end:

<i>(In millions)</i>	Years ended December 31,		
	2024	2023	2022
Trading securities	\$ (42)	\$ 93	\$ (414)
Equity securities	12	49	(146)

APOLLO GLOBAL MANAGEMENT, INC.
NOTES TO CONSOLIDATED FINANCIAL STATEMENTS

Repurchase Agreements

The following table summarizes the remaining contractual maturities of repurchase agreements:

<i>(In millions)</i>	December 31, 2024		December 31, 2023	
Less than 30 days	\$	2,752	\$	686
30 – 90 days		300		—
91 days to 1 year		1,095		—
Greater than 1 year		1,569		3,167
Payables for repurchase agreements	\$	5,716	\$	3,853

The following table summarizes the securities pledged as collateral for repurchase agreements:

<i>(In millions)</i>	December 31, 2024		December 31, 2023	
	Amortized Cost	Fair Value	Amortized Cost	Fair Value
AFS securities				
U.S. government and agencies	\$ 3,253	\$ 2,693	\$ —	\$ —
Foreign governments	159	107	137	99
Corporate	1,877	1,573	2,735	2,307
CLO	587	588	580	579
ABS	596	552	1,207	1,086
RMBS	369	365	—	—
Total securities pledged under repurchase agreements	\$ 6,841	\$ 5,878	\$ 4,659	\$ 4,071

Reverse Repurchase Agreements

As of December 31, 2024 and December 31, 2023, amounts loaned under reverse repurchase agreements were \$935 million and \$947 million, respectively, and the fair value of the collateral, comprised primarily of asset-backed securities and commercial mortgage loans, was \$2,208 million and \$1,504 million, respectively.

Mortgage Loans, including related parties and consolidated VIEs

Mortgage loans include both commercial and residential loans. Athene has elected the fair value option on its mortgage loan portfolio. See note 7 for further fair value option information. The following represents the mortgage loan portfolio, with fair value option loans presented at unpaid principal balance:

<i>(In millions)</i>	December 31, 2024		December 31, 2023	
Commercial mortgage loans	\$	32,544	\$	27,630
Commercial mortgage loans under development		1,987		1,228
Total commercial mortgage loans		34,531		28,858
Mark to fair value		(2,099)		(2,246)
Commercial mortgage loans		32,432		26,612
Residential mortgage loans		35,223		21,894
Mark to fair value		(540)		(937)
Residential mortgage loans		34,683		20,957
Mortgage loans	\$	67,115	\$	47,569

Athene invests in commercial mortgage loans, primarily on income producing properties including office and retail buildings, apartments, hotels, and industrial properties. Athene diversifies the commercial mortgage loan portfolio by geographic region and property type to reduce concentration risk. Athene evaluates mortgage loans based on relevant current information to confirm whether properties are performing at a consistent and acceptable level to secure the related debt.

APOLLO GLOBAL MANAGEMENT, INC.
NOTES TO CONSOLIDATED FINANCIAL STATEMENTS

The distribution of commercial mortgage loans, including those under development, by property type and geographic region is as follows:

<i>(In millions, except percentages)</i>	December 31, 2024		December 31, 2023	
	Fair Value	Percentage of Total	Fair Value	Percentage of Total
Property type				
Apartment	\$ 11,746	36.2 %	\$ 9,591	36.0 %
Industrial	6,793	21.0 %	4,143	15.6 %
Office building	4,162	12.8 %	4,455	16.7 %
Hotels	2,786	8.6 %	2,913	11.0 %
Retail	2,269	7.0 %	2,158	8.1 %
Other commercial	4,676	14.4 %	3,352	12.6 %
Total commercial mortgage loans	\$ 32,432	100.0 %	\$ 26,612	100.0 %
U.S. region				
East North Central	\$ 1,546	4.8 %	\$ 1,517	5.7 %
East South Central	438	1.3 %	523	2.0 %
Middle Atlantic	8,386	25.9 %	7,147	26.9 %
Mountain	1,322	4.1 %	1,196	4.5 %
New England	1,118	3.4 %	1,295	4.9 %
Pacific	5,768	17.8 %	4,860	18.3 %
South Atlantic	6,198	19.1 %	4,583	17.2 %
West North Central	221	0.7 %	249	0.9 %
West South Central	1,971	6.1 %	1,228	4.6 %
Total U.S. region	26,968	83.2 %	22,598	85.0 %
International region				
United Kingdom	2,281	7.0 %	2,343	8.7 %
Other international ¹	3,183	9.8 %	1,671	6.3 %
Total international region	5,464	16.8 %	4,014	15.0 %
Total commercial mortgage loans	\$ 32,432	100.0 %	\$ 26,612	100.0 %

¹ Represents all other countries, with each individual country comprising less than 5% of the portfolio.

Athene's residential mortgage loan portfolio primarily consists of first lien residential mortgage loans collateralized by properties in various geographic locations and is summarized by proportion of the portfolio in the following table:

	December 31, 2024	December 31, 2023
U.S. States		
California	25.6 %	27.6 %
Florida	12.4 %	12.0 %
Texas	7.4 %	6.1 %
New York	4.7 %	5.9 %
Other ¹	40.8 %	39.4 %
Total U.S. residential mortgage loan percentage	90.9 %	91.0 %
International		
United Kingdom	4.4 %	4.0 %
Other ¹	4.7 %	5.0 %
Total international residential mortgage loan percentage	9.1 %	9.0 %
Total residential mortgage loan percentage	100.0 %	100.0 %

¹ Represents all other states or countries, with each individual state or country comprising less than 5% of the portfolio.

APOLLO GLOBAL MANAGEMENT, INC.
NOTES TO CONSOLIDATED FINANCIAL STATEMENTS

Investment Funds

Athene's investment fund portfolio strategy primarily focuses on core holdings of strategic origination and retirement services platforms, equity and credit, and other funds. Strategic origination platforms include investments sourced by affiliated platforms that originate loans to third parties and in which Athene gains exposure directly to the loan or indirectly through its ownership of the origination platform and/or securitizations of assets originated by the origination platform. Retirement services platforms include investments in equity of financial services companies. The credit strategy is comprised of direct origination, asset-backed, multi-credit and opportunistic credit funds focused on generating excess returns through high-quality credit underwriting and origination. The equity strategy is comprised of private equity, hybrid value, secondaries equity, real estate equity, impact investing, infrastructure and clean transition equity funds that raise capital from investors to pursue control-oriented investments across the universe of private assets. Investment funds can meet the definition of VIEs. The investment funds do not specify timing of distributions on the funds' underlying assets.

The following summarizes Athene's investment funds, including related parties and consolidated VIEs:

<i>(In millions, except percentages)</i>	December 31, 2024		December 31, 2023 ¹	
	Carrying Value	Percentage of Total	Carrying Value	Percentage of Total
Investment funds				
Equity	\$ 107	0.6 %	\$ 109	0.6 %
Investment funds – related parties				
Strategic origination platforms	29	0.2 %	32	0.2 %
Retirement services platforms	1,317	6.7 %	1,300	7.4 %
Equity	244	1.2 %	267	1.5 %
Credit	253	1.3 %	20	0.1 %
Other	10	0.1 %	13	0.1 %
Total investment funds – related parties	1,853	9.5 %	1,632	9.3 %
Investment funds – consolidated VIEs				
Strategic origination platforms	6,347	32.3 %	4,987	28.4 %
Retirement services platforms	—	— %	483	2.8 %
Equity	7,597	38.7 %	6,925	39.4 %
Credit	3,062	15.6 %	2,852	16.2 %
Other	654	3.3 %	573	3.3 %
Total investment funds – consolidated VIEs	17,660	89.9 %	15,820	90.1 %
Total investment funds, including related parties and consolidated VIEs	\$ 19,620	100.0 %	\$ 17,561	100.0 %

¹ Prior year amounts have been reclassified to conform with the current year presentation as a result of aligning the investment fund categories to reflect the Company's updated investment strategies.

Concentrations—The following table represents Athene's investment concentrations in excess of 10% of stockholders' equity:

<i>(In millions)</i>	December 31, 2024
AP Grange Holdings, LLC	\$ 4,661
Atlas ¹	3,172
Fox Hedge L.P.	2,924
	December 31, 2023
Wheels, Inc. ("Wheels") ¹	\$ 1,591
AT&T Inc.	1,526

¹ Related party amounts are representative of single issuer risk and may only include a portion of the total investments associated with a related party. See further discussion of these related parties in note 18.

APOLLO GLOBAL MANAGEMENT, INC.
NOTES TO CONSOLIDATED FINANCIAL STATEMENTS

5. Derivatives

Athene uses a variety of derivative instruments to manage risks, primarily equity, interest rate, foreign currency and market volatility. See note 2 for a description of our accounting policies for derivatives and note 7 for information about the fair value hierarchy for derivatives.

The following table presents the notional amount and fair value of derivative instruments:

<i>(In millions)</i>	December 31, 2024			December 31, 2023		
	Notional Amount	Fair Value		Notional Amount	Fair Value	
		Assets	Liabilities		Assets	Liabilities
Derivatives designated as hedges						
Foreign currency hedges						
Swaps	15,669	\$ 938	\$ 211	9,034	\$ 477	\$ 230
Forwards	3,139	331	5	6,294	275	102
Interest rate swaps	4,506	—	654	4,468	—	521
Forwards on net investments	218	11	—	219	—	6
Interest rate swaps	24,885	55	138	10,031	29	95
Total derivatives designated as hedges		1,335	1,008		781	954
Derivatives not designated as hedges						
Equity options	85,452	5,002	126	73,881	3,809	102
Futures	37	93	11	35	72	—
Foreign currency swaps	14,908	600	199	8,072	230	244
Interest rate swaps and forwards	3,255	67	124	3,499	81	9
Other swaps	2,644	3	5	2,588	39	1
Foreign currency forwards	39,598	1,054	2,083	28,236	286	685
Embedded derivatives						
Funds withheld, including related parties		(3,650)	4		(4,100)	(64)
Interest sensitive contract liabilities		—	11,242		—	9,059
Total derivatives not designated as hedges		3,169	13,794		417	10,036
Total derivatives		\$ 4,504	\$ 14,802		\$ 1,198	\$ 10,990

Derivatives Designated as Hedges
Cash Flow Hedges

Athene uses interest rate swaps to convert floating-rate interest payments to fixed-rate interest payments to reduce exposure to interest rate changes. The interest rate swaps will expire by July 2031. During the years ended December 31, 2024, 2023 and 2022, Athene recognized gains of \$1 million and \$33 million, and losses of \$106 million, respectively, in OCI associated with these hedges. There were no amounts deemed ineffective during the years ended December 31, 2024, 2023 and 2022. As of December 31, 2024, no amounts were expected to be reclassified to income within the next 12 months.

Fair Value Hedges

Athene uses foreign currency forward contracts, foreign currency swaps, foreign currency interest rate swaps and interest rate swaps that are designated and accounted for as fair value hedges to hedge certain exposures to foreign currency risk and interest rate risk. The foreign currency forward price is agreed upon at the time of the contract and payment is made at a specified future date.

APOLLO GLOBAL MANAGEMENT, INC.
NOTES TO CONSOLIDATED FINANCIAL STATEMENTS

The following represents the carrying amount and the cumulative fair value hedging adjustments included in the hedged assets or liabilities:

<i>(In millions)</i>	December 31, 2024		December 31, 2023	
	Carrying amount of the hedged assets or liabilities ¹	Cumulative amount of fair value hedging gains (losses)	Carrying amount of the hedged assets or liabilities ¹	Cumulative amount of fair value hedging gains (losses)
AFS securities				
Foreign currency forwards	\$ 3,790	\$ (258)	\$ 4,883	\$ (15)
Foreign currency swaps	12,517	(842)	6,820	(141)
Interest sensitive contract liabilities				
Foreign currency swaps	2,426	130	1,438	19
Foreign currency interest rate swaps	3,946	488	4,010	363
Interest rate swaps	17,873	130	6,910	189

¹ The carrying amount disclosed for AFS securities is amortized cost.

The following is a summary of the gains (losses) related to the derivatives and related hedged items in fair value hedge relationships:

<i>(In millions)</i>	Derivatives	Hedged items	Net	Amounts excluded	
				Recognized in income through amortization approach	Recognized in income through changes in fair value
Year ended December 31, 2024					
Investment related gains (losses)					
Foreign currency forwards	\$ 220	\$ (238)	\$ (18)	\$ 43	\$ 19
Foreign currency swaps	513	(520)	(7)	—	—
Foreign currency interest rate swaps	(160)	148	(12)	—	—
Interest rate swaps	6	(58)	(52)	—	—
Interest sensitive contract benefits					
Foreign currency interest rate swaps	87	(85)	2	—	—
Year ended December 31, 2023					
Investment related gains (losses)					
Foreign currency forwards	(169)	167	(2)	82	20
Foreign currency swaps	(159)	169	10	—	—
Foreign currency interest rate swaps	282	(269)	13	—	—
Interest rate swaps	111	(118)	(7)	—	—
Interest sensitive contract benefits					
Foreign currency interest rate swaps	57	(60)	(3)	—	—
Year ended December 31, 2022					
Investment related gains (losses)					
Foreign currency forwards	183	(190)	(7)	67	9
Foreign currency swaps	286	(310)	(24)	—	—
Foreign currency interest rate swaps	(622)	632	10	—	—
Interest rate swaps	(332)	323	(9)	—	—
Interest sensitive contract benefits					
Foreign currency interest rate swaps	52	(53)	(1)	—	—

APOLLO GLOBAL MANAGEMENT, INC.
NOTES TO CONSOLIDATED FINANCIAL STATEMENTS

The following is a summary of the gains (losses) excluded from the assessment of hedge effectiveness that were recognized in OCI:

<i>(In millions)</i>	Years ended December 31,					
	2024		2023		2022	
Foreign currency forwards	\$	(23)	\$	(45)	\$	20
Foreign currency swaps		(29)		(187)		88

Net Investment Hedges

Athene uses foreign currency forwards to hedge the foreign currency exchange rate risk of its investments in subsidiaries that have a reporting currency other than the U.S. dollar. Hedge effectiveness is assessed based on the changes in forward rates. During the years ended December 31, 2024, 2023 and 2022, these derivatives had gains of \$3 million, losses of \$4 million, and gains of \$30 million, respectively. These derivatives are included in foreign currency translation and other adjustments on the consolidated statements of comprehensive income (loss). As of December 31, 2024 and 2023, the cumulative foreign currency translations recorded in AOCI related to these net investment hedges were gains of \$29 million and \$26 million, respectively. During the years ended December 31, 2024, 2023 and 2022, there were no amounts deemed ineffective.

Derivatives Not Designated as Hedges

Equity options

Athene uses equity indexed options to economically hedge fixed indexed annuity products that guarantee the return of principal to the policyholder and credit interest based on a percentage of the gain in a specified market index, including the S&P 500 and other bespoke indices. To hedge against adverse changes in equity indices, Athene enters into contracts to buy equity indexed options. The contracts are net settled in cash based on differentials in the indices at the time of exercise and the strike price.

Futures

Athene purchases futures contracts to hedge the growth in interest credited to the customer as a direct result of increases in the related indices. Athene enters into exchange-traded futures with regulated futures commission clearing brokers who are members of a trading exchange. Under exchange-traded futures contracts, Athene agrees to purchase a specified number of contracts with other parties and to post variation margin on a daily basis in an amount equal to the difference in the daily fair values of those contracts.

Interest rate swaps and forwards

Athene uses interest rate swaps and forwards to reduce market risks from interest rate changes and to alter interest rate exposure arising from duration mismatches between assets and liabilities. With an interest rate swap, Athene agrees with another party to exchange the difference between fixed-rate and floating-rate interest amounts tied to an agreed-upon notional principal amount at specified intervals.

Other swaps

Other swaps include total return swaps, credit default swaps and swaptions. Athene purchases total rate of return swaps to gain exposure and benefit from a reference asset or index without ownership. Credit default swaps provide a measure of protection against the default of an issuer or allow Athene to gain credit exposure to an issuer or traded index. Athene uses credit default swaps coupled with a bond to synthetically create the characteristics of a reference bond. Swaptions provide an option to enter into an interest rate swap and are used by Athene to hedge against interest rate exposure.

Embedded derivatives

Athene has embedded derivatives which are required to be separated from their host contracts and reported as derivatives. Host contracts include reinsurance agreements structured on a modco or funds withheld basis and indexed annuity products.

APOLLO GLOBAL MANAGEMENT, INC.
NOTES TO CONSOLIDATED FINANCIAL STATEMENTS

The following is a summary of the gains (losses) related to derivatives not designated as hedges:

<i>(In millions)</i>	Years ended December 31,					
	2024		2023		2022	
Equity options	\$	1,921	\$	1,564	\$	(2,647)
Futures		72		73		(144)
Interest rate swaps and forwards and other swaps		344		(108)		56
Foreign currency forwards		(775)		(495)		505
Embedded derivatives on funds withheld		2		934		(6,534)
Amounts recognized in investment related gains (losses)		1,564		1,968		(8,764)
Embedded derivatives in indexed annuity products ¹		(174)		(1,443)		2,768
Total gains (losses) on derivatives not designated as hedges	\$	1,390	\$	525	\$	(5,996)

¹ Included in interest sensitive contract benefits on the consolidated statements of operations.

Credit Risk

Athene may be exposed to credit-related losses in the event of counterparty nonperformance on derivative financial instruments. Generally, the current credit exposure of Athene's derivative contracts is the fair value at the reporting date less any collateral received from the counterparty.

Athene manages credit risk related to over-the-counter derivatives by entering into transactions with creditworthy counterparties. Where possible, Athene maintains collateral arrangements and uses master netting agreements that provide for a single net payment from one counterparty to another at each due date and upon termination. Athene has also established counterparty exposure limits, where possible, in order to evaluate if there is sufficient collateral to support the net exposure.

Collateral arrangements typically require the posting of collateral in connection with its derivative instruments. Collateral agreements often contain posting thresholds, some of which may vary depending on the posting party's financial strength ratings. Additionally, a decrease in Athene's financial strength rating to a specified level can result in settlement of the derivative position.

The estimated fair value of Athene's net derivative and other financial assets and liabilities after the application of master netting agreements and collateral were as follows:

<i>(In millions)</i>	Gross amounts not offset on the consolidated statements of financial condition					
	Gross amount recognized¹	Financial instruments²	Collateral (received)/pledged	Net amount	Off-balance sheet securities collateral³	Net amount after securities collateral
December 31, 2024						
Derivative assets	\$ 8,154	\$ (2,209)	\$ (5,922)	\$ 23	\$ —	\$ 23
Derivative liabilities	(3,556)	2,209	1,333	(14)	2	(12)
December 31, 2023						
Derivative assets	\$ 5,298	\$ (1,497)	\$ (3,676)	\$ 125	\$ —	\$ 125
Derivative liabilities	(1,995)	1,497	848	350	—	350

¹ The gross amounts of recognized derivative assets and derivative liabilities are reported on the consolidated statements of financial condition. As of December 31, 2024 and December 31, 2023, amounts not subject to master netting or similar agreements were immaterial.

² Represents amounts offsetting derivative assets and derivative liabilities that are subject to an enforceable master netting agreement or similar agreement that are not netted against the gross derivative assets or gross derivative liabilities for presentation on the consolidated statements of financial condition.

³ For non-cash collateral received, Athene does not recognize the collateral on the consolidated statements of financial condition unless the obligor (transferor) has defaulted under the terms of the secured contract and is no longer entitled to redeem the pledged asset. Amounts do not include any excess of collateral pledged or received.

APOLLO GLOBAL MANAGEMENT, INC.
NOTES TO CONSOLIDATED FINANCIAL STATEMENTS

6. Variable Interest Entities

A variable interest in a VIE is an investment or other interest that will absorb portions of the VIE's expected losses and/or receive expected residual returns. Variable interests in consolidated VIEs and unconsolidated VIEs are discussed separately below.

Consolidated VIEs

Consolidated VIEs include certain CLOs and funds managed by the Company and other entities where the Company is deemed the primary beneficiary. In addition, during 2023 and 2022, consolidated VIEs also included SPACs which were liquidated during the fourth quarter of 2023. See note 18 for further details regarding Apollo's previously consolidated SPACs.

The assets of consolidated VIEs are not available to creditors of the Company, and the investors in these consolidated VIEs have no recourse against the assets of the Company. Similarly, there is no recourse to the Company for the consolidated VIEs' liabilities.

Other assets of the consolidated VIEs include interest receivables, receivables from affiliates and reverse repurchase agreements. Other liabilities include debt and short-term payables.

Each series of notes in a respective consolidated VIE participates in distributions from the VIE, including principal and interest from underlying investments. Amounts allocated to the noteholders reflect amounts that would be distributed if the VIE's affairs were wound up and its assets sold for cash equal to their respective carrying values, its liabilities satisfied in accordance with their terms, and all the remaining amounts distributed to the noteholders. The respective VIEs that issue the notes payable are marked at their prevailing net asset value, which approximates fair value.

Results from certain funds managed by Apollo are reported on a three-month lag based upon the availability of financial information.

Net Gains (Losses) from Investment Activities of Consolidated Variable Interest Entities—Asset Management

The following table presents net gains (losses) from investment activities of the consolidated VIEs:

<i>(In millions)</i>	Years ended December 31,		
	2024¹	2023¹	2022¹
Net gains (losses) from investment activities	\$ 39	\$ 67	\$ 93
Net gains (losses) from debt	(8)	—	144
Interest and other income	172	176	354
Interest and other expenses	(113)	(113)	(97)
Net gains (losses) from investment activities of consolidated variable interest entities	<u>\$ 90</u>	<u>\$ 130</u>	<u>\$ 494</u>

¹ Amounts reflect consolidation eliminations.

In addition, we recognize revenues and expenses of certain consolidated VIEs within management fees, investment income (loss), compensation and benefits and general, administrative and other. For the year ended December 31, 2024, the Company recorded \$51 million of revenues and \$77 million of expenses related to the activities of these VIEs. For the year ended December 31, 2023, the Company recorded \$22 million of revenues and \$5 million of expenses related to the activities of these VIEs.

APOLLO GLOBAL MANAGEMENT, INC.
NOTES TO CONSOLIDATED FINANCIAL STATEMENTS

Subscription Lines

Included within other liabilities are amounts due to third-party institutions by the consolidated VIEs. The following table summarizes the principal provisions of those amounts:

	December 31, 2024			December 31, 2023		
	Principal Outstanding	Weighted Average Interest Rate	Weighted Average Remaining Maturity in Years	Principal Outstanding	Weighted Average Interest Rate	Weighted Average Remaining Maturity in Years
<i>(In millions, except percentages)</i>						
Asset Management						
Subscription lines ¹	\$ 1,198	6.84 %	0.06	\$ 1,072	7.16 %	0.09
Total – Asset Management	<u>\$ 1,198</u>			<u>\$ 1,072</u>		

¹ The subscription lines of the consolidated VIEs are collateralized by assets held by each respective vehicle and assets of one vehicle may not be used to satisfy the liabilities of another vehicle.

The consolidated VIEs' debt obligations contain various customary loan covenants. As of December 31, 2024, the Company was not aware of any instances of non-compliance with any of these covenants.

Reverse Repurchase Agreements

As of December 31, 2023, fair value of collateral received under reverse repurchase agreements was \$453 million. There was no rehypothecation of the collateral received under reverse repurchase agreements as of December 31, 2023.

Revenues of Consolidated Variable Interest Entities—Retirement Services

The following summarizes the statements of operations activity of the consolidated VIEs:

	Years ended December 31,		
	2024	2023	2022
<i>(In millions)</i>			
Trading securities	\$ 152	\$ 102	\$ 34
Mortgage loans	128	110	88
Investment funds	46	41	9
Other	(22)	1	(10)
Net investment income	<u>304</u>	<u>254</u>	<u>121</u>
Net recognized investment gains (losses) on trading securities	17	10	(66)
Net recognized investment losses on mortgage loans	(35)	(22)	(250)
Net recognized investment gains on investment funds	1,542	1,228	552
Other gains (losses)	(6)	(29)	83
Investment related gains (losses)	<u>1,518</u>	<u>1,187</u>	<u>319</u>
Revenues of consolidated variable interest entities	<u>\$ 1,822</u>	<u>\$ 1,441</u>	<u>\$ 440</u>

Unconsolidated Variable Interest Entities—Asset Management

The following table presents the maximum exposure to losses relating to these VIEs for which Apollo has concluded that it holds a significant variable interest, but that it is not the primary beneficiary.

	December 31, 2024	December 31, 2023
<i>(In millions)</i>		
Maximum Loss Exposure ^{1,2}	\$ 614	\$ 325

¹ Represents Apollo's direct investment in those entities in which it holds a significant variable interest and certain other investments. Additionally, cumulative performance allocations are subject to reversal in the event of future losses.

² Some amounts included are a quarter in arrears.

APOLLO GLOBAL MANAGEMENT, INC.
NOTES TO CONSOLIDATED FINANCIAL STATEMENTS

Unconsolidated Variable Interest Entities—Retirement Services

Athene has variable interests in certain unconsolidated VIEs in the form of securities and ownership stakes in investment funds.

Fixed maturity securities

Athene invests in securitization entities as a debt holder or an investor in the residual interest of the securitization vehicle. These entities are deemed VIEs due to insufficient equity within the structure and lack of control by the equity investors over the activities that significantly impact the economics of the entity. In general, Athene is a debt investor within these entities and, as such, holds a variable interest; however, due to the debt holders' lack of ability to control the decisions within the structure that significantly impact the entity, and the fact the debt holders are protected from losses due to the subordination of the equity tranche, the debt holders are not deemed the primary beneficiary. Securitization vehicles in which Athene holds the residual tranche are not consolidated because Athene does not unilaterally have substantive rights to remove the general partner, or when assessing related party interests, Athene is not under common control, as defined by U.S. GAAP, with the related parties, nor are substantially all of the activities conducted on Athene's behalf; therefore, Athene is not deemed the primary beneficiary. Debt investments and investments in the residual tranche of securitization entities are considered debt instruments, and are held at fair value.

Investment funds

Investment funds include non-fixed income, alternative investments in the form of limited partnerships or similar legal structures.

Equity securities

Athene invests in preferred equity securities issued by entities deemed to be VIEs due to insufficient equity within the structure.

Athene's risk of loss associated with its non-consolidated investments depends on the investment. Investment funds, equity securities and trading securities are limited to the carrying value plus unfunded commitments. AFS securities are limited to amortized cost plus unfunded commitments.

The following summarizes the carrying value and maximum loss exposure of these non-consolidated investments:

<i>(In millions)</i>	December 31, 2024		December 31, 2023	
	Carrying Value	Maximum Loss Exposure	Carrying Value	Maximum Loss Exposure
Investment funds	\$ 107	\$ 987	\$ 109	\$ 876
Investment in related parties – investment funds	1,853	3,226	1,632	2,377
Assets of consolidated VIEs – investment funds	17,660	23,488	15,820	22,129
Investment in fixed maturity securities	72,523	74,797	48,155	50,623
Investment in related parties – fixed maturity securities	17,239	21,793	13,495	15,608
Investment in related parties – equity securities	234	234	318	318
Total non-consolidated investments	\$ 109,616	\$ 124,525	\$ 79,529	\$ 91,931

APOLLO GLOBAL MANAGEMENT, INC.
NOTES TO CONSOLIDATED FINANCIAL STATEMENTS

7. Fair Value

Fair Value Measurements of Financial Instruments

The following summarize the Company's financial assets and liabilities recorded at fair value hierarchy level:

<i>(In millions)</i>	December 31, 2024				
	Level 1	Level 2	Level 3	NAV	Total
Assets					
Asset Management					
Cash and cash equivalents	\$ 2,692	\$ —	\$ —	\$ —	\$ 2,692
Restricted cash and cash equivalents	3	—	—	—	3
Cash and cash equivalents of VIEs	158	—	—	—	158
Investments, at fair value	238	22	1,052 ¹	72	1,384
Investments of consolidated VIEs	191	111	2,258	234	2,794
Due from related parties ²	—	—	27	—	27
Derivative assets ³	—	40	29	—	69
Total Assets – Asset Management	3,282	173	3,366	306	7,127
Retirement Services					
AFS Securities					
U.S. government and agencies	7,149	2	—	—	7,151
U.S. state, municipal and political subdivisions	—	921	—	—	921
Foreign governments	658	881	29	—	1,568
Corporate	11	79,253	4,321	—	83,585
CLO	—	29,182	—	—	29,182
ABS	—	7,672	16,529	—	24,201
CMBS	—	10,741	—	—	10,741
RMBS	—	7,759	256	—	8,015
Total AFS securities	7,818	136,411	21,135	—	165,364
Trading securities	22	1,539	22	—	1,583
Equity securities	190	1,073	27	—	1,290
Mortgage loans	—	—	63,239	—	63,239
Funds withheld at interest – embedded derivative	—	—	(3,035)	—	(3,035)
Derivative assets	121	8,032	1	—	8,154
Short-term investments	—	86	169	—	255
Other investments	—	711	895	—	1,606
Cash and cash equivalents	12,733	—	—	—	12,733
Restricted cash and cash equivalents	943	—	—	—	943
Investments in related parties					
AFS securities					
Corporate	—	1,029	1,108	—	2,137
CLO	—	5,339	696	—	6,035
ABS	—	890	9,741	—	10,631
Total AFS securities – related parties	—	7,258	11,545	—	18,803
Trading securities	—	—	573	—	573
Equity securities	—	—	234	—	234
Mortgage loans	—	—	1,297	—	1,297
Investment funds	—	—	1,139	—	1,139
Funds withheld at interest – embedded derivative	—	—	(615)	—	(615)
Other investments	—	—	331	—	331
Reinsurance recoverable	—	—	1,661	—	1,661
Other assets ⁵	—	—	313	—	313

(Continued)

APOLLO GLOBAL MANAGEMENT, INC.
NOTES TO CONSOLIDATED FINANCIAL STATEMENTS

<i>(In millions)</i>	December 31, 2024				
	Level 1	Level 2	Level 3	NAV	Total
Assets of consolidated VIEs					
Trading securities	—	347	1,954	—	2,301
Mortgage loans	—	—	2,579	—	2,579
Investment funds	—	—	770	16,890	17,660
Other investments	4	—	103	—	107
Cash and cash equivalents	583	—	—	—	583
Total Assets – Retirement Services	22,414	155,457	104,337	16,890	299,098
Total Assets	\$ 25,696	\$ 155,630	\$ 107,703	\$ 17,196	\$ 306,225
Liabilities					
Asset Management					
Contingent consideration obligations ⁴	\$ —	\$ —	\$ 67	\$ —	\$ 67
Total Liabilities – Asset Management	—	—	67	—	67
Retirement Services					
Interest sensitive contract liabilities					
Embedded derivative	—	—	11,242	—	11,242
Universal life benefits	—	—	742	—	742
Future policy benefits					
AmerUs Life Insurance Company (“AmerUs”) Closed Block	—	—	1,102	—	1,102
Indianapolis Life Insurance Company (“ILICO”) Closed Block and life benefits	—	—	538	—	538
Market risk benefits ⁵	—	—	4,028	—	4,028
Derivative liabilities	19	3,536	1	—	3,556
Other liabilities	—	—	225	—	225
Total Liabilities – Retirement Services	19	3,536	17,878	—	21,433
Total Liabilities	\$ 19	\$ 3,536	\$ 17,945	\$ —	\$ 21,500

(Concluded)

APOLLO GLOBAL MANAGEMENT, INC.
NOTES TO CONSOLIDATED FINANCIAL STATEMENTS

<i>(In millions)</i>	December 31, 2023				
	Level 1	Level 2	Level 3	NAV	Total
Assets					
Asset Management					
Cash and cash equivalents	\$ 2,748	\$ —	\$ —	\$ —	\$ 2,748
Restricted cash and cash equivalents	2	—	—	—	2
Cash and cash equivalents of VIEs	62	—	—	—	62
Investments, at fair value	202	38	1,188 ¹	61	1,489
Investments of consolidated VIEs	—	16	1,492	127	1,635
Due from related parties ²	—	—	37	—	37
Derivative assets ³	—	—	13	—	13
Total Assets – Asset Management	3,014	54	2,730	188	5,986
Retirement Services					
AFS Securities					
U.S. government and agencies	5,392	7	—	—	5,399
U.S. state, municipal and political subdivisions	—	1,046	—	—	1,046
Foreign governments	895	964	40	—	1,899
Corporate	10	75,711	2,525	—	78,246
CLO	—	20,207	—	—	20,207
ABS	—	6,440	6,943	—	13,383
CMBS	—	6,570	21	—	6,591
RMBS	—	7,302	265	—	7,567
Total AFS securities	6,297	118,247	9,794	—	134,338
Trading securities	24	1,654	28	—	1,706
Equity securities	210	699	26	—	935
Mortgage loans	—	—	44,115	—	44,115
Funds withheld at interest – embedded derivative	—	—	(3,379)	—	(3,379)
Derivative assets	108	5,190	—	—	5,298
Short-term investments	—	236	105	—	341
Other investments	—	313	630	—	943
Cash and cash equivalents	13,020	—	—	—	13,020
Restricted cash and cash equivalents	1,761	—	—	—	1,761
Investments in related parties					
AFS securities					
Corporate	—	181	1,171	—	1,352
CLO	—	3,762	506	—	4,268
ABS	—	563	7,826	—	8,389
Total AFS securities – related parties	—	4,506	9,503	—	14,009
Trading securities	—	—	838	—	838
Equity securities	63	—	255	—	318
Mortgage loans	—	—	1,281	—	1,281
Investment funds	—	—	1,082	—	1,082
Funds withheld at interest – embedded derivative	—	—	(721)	—	(721)
Other investments	—	—	343	—	343
Reinsurance recoverable	—	—	1,367	—	1,367
Other assets ⁵	—	—	378	—	378
Assets of consolidated VIEs					
Trading securities	—	284	1,852	—	2,136
Mortgage loans	—	—	2,173	—	2,173
Investment funds	—	—	977	14,843	15,820

(Continued)

APOLLO GLOBAL MANAGEMENT, INC.
NOTES TO CONSOLIDATED FINANCIAL STATEMENTS

<i>(In millions)</i>	December 31, 2023				
	Level 1	Level 2	Level 3	NAV	Total
Other investments	—	2	101	—	103
Cash and cash equivalents	98	—	—	—	98
Total Assets – Retirement Services	21,581	131,131	70,748	14,843	238,303
Total Assets	\$ 24,595	\$ 131,185	\$ 73,478	\$ 15,031	\$ 244,289
Liabilities					
Asset Management					
Other liabilities of consolidated VIEs, at fair value	\$ —	\$ 3	\$ —	\$ —	\$ 3
Contingent consideration obligations ⁴	—	—	93	—	93
Derivative liabilities ³	—	42	—	—	42
Total Liabilities – Asset Management	—	45	93	—	138
Retirement Services					
Interest sensitive contract liabilities					
Embedded derivative	—	—	9,059	—	9,059
Universal life benefits	—	—	834	—	834
Future policy benefits					
AmerUs Closed Block	—	—	1,178	—	1,178
ILICO Closed Block and life benefits	—	—	522	—	522
Market risk benefits ⁵	—	—	3,751	—	3,751
Derivative liabilities	17	1,977	1	—	1,995
Other liabilities	—	(64)	330	—	266
Total Liabilities – Retirement Services	17	1,913	15,675	—	17,605
Total Liabilities	\$ 17	\$ 1,958	\$ 15,768	\$ —	\$ 17,743

(Concluded)

¹ Investments as of December 31, 2024 and December 31, 2023 excludes \$ 248 million and \$218 million, respectively, of performance allocations classified as Level 3 related to certain investments for which the Company elected the fair value option. The Company's policy is to account for performance allocations as investments.

² Due from related parties represents a receivable from a fund.

³ Derivative assets and derivative liabilities are presented as a component of Other assets and Other liabilities, respectively, in the consolidated statements of financial condition.

⁴ Other liabilities as of December 31, 2024 includes profit sharing payable of \$ 67 million related to contingent obligations classified as Level 3. Other liabilities as of December 31, 2023 includes \$ 26 million of contingent obligations related to the Griffin Capital acquisition classified as Level 3 and profit sharing payable of \$67 million related to other contingent obligations classified as Level 3.

⁵ Other assets consist of market risk benefits assets. See note 11 for additional information on market risk benefits assets and liabilities valuation methodology and additional fair value disclosures.

Changes in fair value of contingent consideration obligations in connection with the acquisitions of Stone Tower and Griffin Capital are recorded in compensation and benefits expense and other income (loss), net, respectively, in the consolidated statements of operations. Refer to note 19 for further details.

APOLLO GLOBAL MANAGEMENT, INC.
NOTES TO CONSOLIDATED FINANCIAL STATEMENTS

Level 3 Financial Instruments

The following tables summarize the valuation techniques and quantitative inputs and assumptions used for financial assets and liabilities categorized as Level 3:

December 31, 2024					
	Fair Value (In millions)	Valuation Technique	Unobservable Inputs	Ranges	Weighted Average
Financial Assets					
Asset Management					
Investments	\$ 765	Discounted cash flow	Discount rate	13.5% – 52.8%	17.8% ¹
	128	Direct capitalization	Capitalization rate	6.7%	6.7%
	159	Adjusted transaction value	N/A	N/A	N/A
Due from related parties	27	Discounted cash flow	Discount rate	14.0%	14.0%
Derivative assets	29	Option model	Volatility rate	52.5%	52.5%
Investments of consolidated VIEs					
Bank loans	168	Discounted cash flow	Discount rate	5.6% – 23.4%	9.0% ¹
	179	Adjusted transaction value	N/A	N/A	N/A
Equity securities	495	Dividend discount model	Discount rate	14.1%	14.1%
	417	Discounted cash flow	Discount rate	8.3% – 13.3%	13.3% ¹
	69	Adjusted transaction value	N/A	N/A	N/A
	27	Option Model	Volatility rate	84.8% – 117.5%	110.7% ¹
Bonds	412	Discounted cash flow	Discount rate	6.6% – 11.7%	7.0% ¹
	491	Adjusted transaction value	N/A	N/A	N/A
Retirement Services					
AFS, trading and equity securities	28,655	Discounted cash flow	Discount rate	4.7% – 20.0%	7.1% ¹
Mortgage loans ²	67,115	Discounted cash flow	Discount rate	1.8% – 43.1%	6.7% ¹
Investment funds ²	1,909	Discounted cash flow	Discount rate	6.6% – 14.0%	10.8% ¹
Financial Liabilities					
Asset Management					
Contingent consideration obligations	67	Discounted cash flow	Discount rate	20.0% – 25.0%	23.6% ¹
Retirement Services					
Interest sensitive contract liabilities – fixed indexed annuities embedded derivatives	11,242	Discounted cash flow	Nonperformance risk	0.4% – 1.1%	0.7% ³
			Option budget	0.5% – 6.0%	2.8% ⁴
			Surrender rate	6.0% – 14.2%	9.0% ⁴

¹ Unobservable inputs were weighted based on the fair value of the investments included in the range.

² Includes those of consolidated VIEs.

³ The nonperformance risk weighted average is based on the projected cash flows attributable to the embedded derivative.

⁴ The option budget and surrender rate weighted averages are calculated based on projected account values.

APOLLO GLOBAL MANAGEMENT, INC.
NOTES TO CONSOLIDATED FINANCIAL STATEMENTS

December 31, 2023

	Fair Value <i>(In millions)</i>	Valuation Techniques	Unobservable Inputs	Ranges	Weighted Average	
Financial Assets						
Asset Management						
Investments	\$ 857	Discounted cash flow	Discount rate	10.5% – 52.8%	17.2%	¹
	112	Direct capitalization	Capitalization rate	6.9%	6.9%	
	219	Adjusted transaction value	N/A	N/A	N/A	
Due from related parties	37	Discounted cash flow	Discount rate	14.0%	14.0%	
Derivative assets	13	Option model	Volatility rate	62.5%	62.5%	
Investments of consolidated VIEs						
Bank loans	605	Discounted cash flow	Discount rate	7.7% – 11.0%	9.4%	¹
	64	Adjusted transaction value	N/A	N/A	N/A	
Equity securities	494	Dividend discount model	Discount rate	13.5%	13.5%	
	131	Adjusted transaction value	N/A	N/A	N/A	
Bonds	35	Discounted cash flow	Discount rate	6.1% – 13.0%	10.7%	¹
	163	Adjusted transaction value	N/A	N/A	N/A	
Retirement Services						
AFS, trading and equity securities	14,247	Discounted cash flow	Discount rate	2.3% – 18.1%	7.0%	¹
Mortgage loans ²	47,569	Discounted cash flow	Discount rate	2.5% – 20.6%	6.8%	¹
Investment funds ²	1,574	Discounted cash flow	Discount rate	6.3% – 13.5%	11.2%	¹
	483	Net tangible asset values	Implied multiple	1.14x	1.14x	
Financial Liabilities						
Asset Management						
Contingent consideration obligations	93	Discounted cash flow	Discount rate	20.0% – 25.0%	23.3%	¹
		Option model	Volatility rate	31.4% – 33.4%	32.4%	¹
Retirement Services						
Interest sensitive contract liabilities – fixed indexed annuities embedded derivatives	9,059	Discounted cash flow	Nonperformance risk	0.4% – 1.4%	0.9%	³
			Option budget	0.5% – 6.0%	2.3%	⁴
			Surrender rate	6.0% – 13.4%	8.7%	⁴

¹ Unobservable inputs were weighted based on the fair value of the investments included in the range.

² Includes those of consolidated VIEs.

³ The nonperformance risk weighted average is based on the projected cash flows attributable to the embedded derivative.

⁴ The option budget and surrender rate weighted averages are calculated based on projected account values.

APOLLO GLOBAL MANAGEMENT, INC.
NOTES TO CONSOLIDATED FINANCIAL STATEMENTS

The following are reconciliations for Level 3 assets and liabilities measured at fair value on a recurring basis:

<i>(In millions)</i>	Year ended December 31, 2024							
	Beginning Balance	Total realized and unrealized gains (losses)		Net Purchases, Issuances, Sales and Settlements	Net Transfers In (Out)	Ending Balance	Total Gains (Losses) Included in Earnings ¹	Total Gains (Losses) Included in OCI ¹
		Included in Income	Included in OCI					
Assets – Asset Management								
Investments and derivative assets	\$ 1,201	\$ (24)	\$ —	\$ (28)	\$ (68)	\$ 1,081	\$ 26	\$ —
Investments of consolidated VIEs	1,492	(15)	—	579	202	2,258	(17)	—
Total Level 3 assets – Asset Management	\$ 2,693	\$ (39)	\$ —	\$ 551	\$ 134	\$ 3,339	\$ 9	\$ —
Assets – Retirement Services								
AFS securities								
Foreign governments	\$ 40	\$ —	\$ 1	\$ (12)	\$ —	\$ 29	\$ —	\$ 1
Corporate	2,525	(20)	36	2,815	(1,035)	4,321	(18)	38
ABS	6,943	47	(128)	9,812	(145)	16,529	(3)	(130)
CMBS	21	3	(5)	—	(19)	—	—	—
RMBS	265	8	—	83	(100)	256	—	(1)
Trading securities	28	1	—	(21)	14	22	(1)	—
Equity securities	26	—	—	1	—	27	—	—
Mortgage loans	44,115	(192)	—	19,316	—	63,239	(145)	—
Funds withheld at interest – embedded derivative	(3,379)	344	—	—	—	(3,035)	—	—
Derivative assets	—	—	—	—	1	1	—	—
Short-term investments	105	(1)	(1)	145	(79)	169	—	(1)
Other investments	630	(24)	—	289	—	895	(6)	—
Investments in related parties								
AFS securities								
Corporate	1,171	(2)	40	53	(154)	1,108	—	24
CLO	506	—	13	177	—	696	—	14
ABS	7,826	48	(12)	1,879	—	9,741	—	(14)
Trading securities	838	(1)	—	(264)	—	573	(3)	—
Equity securities	255	(16)	—	(5)	—	234	(15)	—
Mortgage loans	1,281	17	—	(1)	—	1,297	17	—
Investment funds	1,082	(49)	—	106	—	1,139	(49)	—
Funds withheld at interest – embedded derivative	(721)	106	—	—	—	(615)	—	—
Other investments	343	(12)	—	—	—	331	(12)	—
Reinsurance recoverable	1,367	(61)	—	355	—	1,661	—	—
Assets of consolidated VIEs								
Trading securities	1,852	(80)	—	50	132	1,954	(87)	—
Mortgage loans	2,173	(62)	—	447	21	2,579	(64)	—
Investment funds	977	(68)	—	331	(470)	770	(16)	—
Other investments	101	(10)	—	32	(20)	103	(9)	—
Total Level 3 assets – Retirement Services	\$ 70,370	\$ (24)	\$ (56)	\$ 35,588	\$ (1,854)	\$ 104,024	\$ (411)	\$ (69)

(Continued)

APOLLO GLOBAL MANAGEMENT, INC.
NOTES TO CONSOLIDATED FINANCIAL STATEMENTS

Year ended December 31, 2024

<i>(In millions)</i>	Total realized and unrealized gains (losses)			Net Purchases, Issuances, Sales and Settlements	Net Transfers In (Out)	Ending Balance	Total Gains (Losses) Included in Earnings ¹	Total Gains (Losses) Included in OCI ¹
	Beginning Balance	Included in Income	Included in OCI					
Liabilities – Asset Management								
Contingent consideration obligations	\$ 93	\$ 79	\$ —	\$ (105)	\$ —	\$ 67	\$ —	\$ —
Total Level 3 liabilities – Asset Management	\$ 93	\$ 79	\$ —	\$ (105)	\$ —	\$ 67	\$ —	\$ —
Liabilities – Retirement Services								
Interest sensitive contract liabilities								
Embedded derivative	\$ (9,059)	\$ (174)	\$ —	\$ (2,009)	\$ —	\$ (11,242)	\$ —	\$ —
Universal life benefits	(834)	92	—	—	—	(742)	—	—
Future policy benefits								
AmerUs Closed Block	(1,178)	76	—	—	—	(1,102)	—	—
ILICO Closed Block and life benefits	(522)	(16)	—	—	—	(538)	—	—
Derivative liabilities	(1)	—	—	—	—	(1)	—	—
Other liabilities	(330)	(13)	—	54	64	(225)	—	—
Total Level 3 liabilities – Retirement Services	\$ (11,924)	\$ (35)	\$ —	\$ (1,955)	\$ 64	\$ (13,850)	\$ —	\$ —

(Concluded)

¹ Related to instruments held at end of period.

APOLLO GLOBAL MANAGEMENT, INC.
NOTES TO CONSOLIDATED FINANCIAL STATEMENTS

Year ended December 31, 2023

<i>(In millions)</i>	Total realized and unrealized gains (losses)			Net Purchases, Issuances, Sales and Settlements	Net Transfers In (Out)	Ending Balance	Total Gains (Losses) Included in Earnings ¹	Total Gains (Losses) Included in OCI ¹
	Beginning Balance	Included in Income	Included in OCI					
Assets – Asset Management								
Investments and derivative assets	\$ 1,098	\$ 63	\$ —	\$ 40	\$ —	\$ 1,201	\$ 68	\$ —
Investments of consolidated VIEs	727	69	—	698	(2)	1,492	13	—
Total Level 3 assets – Asset Management	\$ 1,825	\$ 132	\$ —	\$ 738	\$ (2)	\$ 2,693	\$ 81	\$ —
Assets – Retirement Services								
AFS securities								
Foreign governments	\$ 1	\$ —	\$ (2)	\$ 41	\$ —	\$ 40	\$ —	\$ (2)
Corporate	1,665	(21)	45	1,298	(462)	2,525	—	21
ABS	4,867	(9)	61	3,241	(1,217)	6,943	—	45
CMS	—	—	1	—	20	21	—	3
RMBS	232	8	4	256	(235)	265	—	2
Trading securities	53	2	—	(16)	(11)	28	—	—
Equity securities	92	(8)	—	(45)	(13)	26	—	—
Mortgage loans	27,454	183	—	16,478	—	44,115	184	—
Funds withheld at interest – embedded derivative	(4,847)	1,468	—	—	—	(3,379)	—	—
Short-term investments	36	—	(3)	69	3	105	—	—
Other investments	441	—	—	189	—	630	(3)	—
Investments in related parties								
AFS securities								
Corporate	812	3	(32)	173	215	1,171	—	(32)
CLO	303	—	18	185	—	506	—	18
ABS	5,542	19	103	1,878	284	7,826	6	96
Trading securities	878	12	—	(52)	—	838	8	—
Equity securities	279	8	—	(32)	—	255	7	—
Mortgage loans	1,302	9	—	(30)	—	1,281	8	—
Investment funds	959	91	—	32	—	1,082	91	—
Funds withheld at interest – embedded derivative	(1,425)	704	—	—	—	(721)	—	—
Other investments	303	(2)	—	42	—	343	(3)	—
Reinsurance recoverable	1,388	(21)	—	—	—	1,367	—	—
Assets of consolidated VIEs								
Trading securities	622	69	—	(116)	1,277	1,852	69	—
Mortgage loans	2,055	(9)	—	127	—	2,173	(9)	—
Investment funds	2,471	(30)	—	73	(1,537)	977	(31)	—
Other investments	99	9	—	(7)	—	101	9	—
Total Level 3 assets – Retirement Services	\$ 45,582	\$ 2,485	\$ 195	\$ 23,784	\$ (1,676)	\$ 70,370	\$ 336	\$ 151
Liabilities – Asset Management								
Contingent consideration obligations	\$ 86	\$ 11	\$ —	\$ (4)	\$ —	\$ 93	\$ —	\$ —
Total Level 3 liabilities – Asset Management	\$ 86	\$ 11	\$ —	\$ (4)	\$ —	\$ 93	\$ —	\$ —

(Continued)

APOLLO GLOBAL MANAGEMENT, INC.
NOTES TO CONSOLIDATED FINANCIAL STATEMENTS

Year ended December 31, 2023

<i>(In millions)</i>	Total realized and unrealized gains (losses)			Net Purchases, Issuances, Sales and Settlements	Net Transfers In (Out)	Ending Balance	Total Gains (Losses) Included in Earnings ¹	Total Gains (Losses) Included in OCI ¹
	Beginning Balance	Included in Income	Included in OCI					
Liabilities – Retirement Services								
Interest sensitive contract liabilities								
Embedded derivative	\$ (5,841)	\$ (1,443)	\$ —	\$ (1,775)	\$ —	\$ (9,059)	\$ —	\$ —
Universal life benefits	(829)	(5)	—	—	—	(834)	—	—
Future policy benefits								
AmerUs Closed Block	(1,164)	(14)	—	—	—	(1,178)	—	—
ILICO Closed Block and life benefits	(548)	26	—	—	—	(522)	—	—
Derivative liabilities	(1)	—	—	—	—	(1)	—	—
Other liabilities	(142)	(113)	—	(75)	—	(330)	—	—
Total Level 3 liabilities – Retirement Services	<u>\$ (8,525)</u>	<u>\$ (1,549)</u>	<u>\$ —</u>	<u>\$ (1,850)</u>	<u>\$ —</u>	<u>\$ (11,924)</u>	<u>\$ —</u>	<u>\$ —</u>

(Concluded)

¹ Related to instruments held at end of period.

APOLLO GLOBAL MANAGEMENT, INC.
NOTES TO CONSOLIDATED FINANCIAL STATEMENTS

The following represents the gross components of purchases, issuances, sales and settlements, net, and net transfers in (out) shown above:

<i>(In millions)</i>	Year ended December 31, 2024							
	Purchases	Issuances	Sales	Settlements	Net Purchases, Issuances, Sales and Settlements	Transfers In	Transfers Out	Net Transfers In (Out)
Assets – Asset Management								
Investments and derivative assets	\$ 36	\$ —	\$ (64)	\$ —	\$ (28)	\$ —	\$ (68)	\$ (68)
Investments of consolidated VIEs	4,009	—	(3,430)	—	579	452	(250)	202
Total Level 3 assets – Asset Management	\$ 4,045	\$ —	\$ (3,494)	\$ —	\$ 551	\$ 452	\$ (318)	\$ 134
Assets – Retirement Services								
AFS securities								
Foreign governments	\$ —	\$ —	\$ —	\$ (12)	\$ (12)	\$ —	\$ —	\$ —
Corporate	3,146	—	(41)	(290)	2,815	166	(1,201)	(1,035)
ABS	11,886	—	(423)	(1,651)	9,812	769	(914)	(145)
CMBS	—	—	—	—	—	—	(19)	(19)
RMBS	99	—	—	(16)	83	—	(100)	(100)
Trading securities	—	—	—	(21)	(21)	14	—	14
Equity securities	2	—	(1)	—	1	9	(9)	—
Mortgage loans	27,596	—	(106)	(8,174)	19,316	—	—	—
Derivative assets	—	—	—	—	—	1	—	1
Short-term investments	172	—	(6)	(21)	145	—	(79)	(79)
Other investments	289	—	—	—	289	—	—	—
Investments in related parties								
AFS securities								
Corporate	63	—	(1)	(9)	53	—	(154)	(154)
CLO	177	—	—	—	177	—	—	—
ABS	7,197	—	(504)	(4,814)	1,879	—	—	—
Trading securities	4	—	—	(268)	(264)	—	—	—
Equity securities	—	—	(5)	—	(5)	—	—	—
Mortgage loans	87	—	—	(88)	(1)	—	—	—
Investment funds	106	—	—	—	106	—	—	—
Reinsurance recoverable	—	359	—	(4)	355	—	—	—
Assets of consolidated VIEs								
Trading securities	235	—	(178)	(7)	50	220	(88)	132
Mortgage loans	558	—	—	(111)	447	21	—	21
Investment funds	341	—	(10)	—	331	—	(470)	(470)
Other investments	56	—	(24)	—	32	—	(20)	(20)
Total Level 3 assets – Retirement Services	\$ 52,014	\$ 359	\$ (1,299)	\$ (15,486)	\$ 35,588	\$ 1,200	\$ (3,054)	\$ (1,854)
Liabilities - Asset Management								
Contingent consideration obligations	\$ —	\$ —	\$ —	\$ (105)	\$ (105)	\$ —	\$ —	\$ —
Total Level 3 liabilities – Asset Management	\$ —	\$ —	\$ —	\$ (105)	\$ (105)	\$ —	\$ —	\$ —
Liabilities – Retirement Services								
Interest sensitive contract liabilities								
Interest sensitive contract liabilities – embedded derivative	\$ —	\$ (3,010)	\$ —	\$ 1,001	\$ (2,009)	\$ —	\$ —	\$ —
Other liabilities	—	—	—	54	54	64	—	64
Total Level 3 liabilities – Retirement Services	\$ —	\$ (3,010)	\$ —	\$ 1,055	\$ (1,955)	\$ 64	\$ —	\$ 64

APOLLO GLOBAL MANAGEMENT, INC.
NOTES TO CONSOLIDATED FINANCIAL STATEMENTS

	Year ended December 31, 2023							
(In millions)	Purchases	Issuances	Sales	Settlements	Net Purchases, Issuances, Sales and Settlements	Transfers In	Transfers Out	Net Transfers In (Out)
Assets – Asset Management								
Investments and derivative assets	\$ 45	\$ —	\$ (5)	\$ —	\$ 40	\$ —	\$ —	\$ —
Investments of consolidated VIEs	5,019	—	(4,321)	—	698	—	(2)	(2)
Total Level 3 assets – Asset Management	\$ 5,064	\$ —	\$ (4,326)	\$ —	\$ 738	\$ —	\$ (2)	\$ (2)
Assets – Retirement Services								
AFS securities								
Foreign governments	\$ 53	\$ —	\$ —	\$ (12)	\$ 41	\$ —	\$ —	\$ —
Corporate	1,704	—	(177)	(229)	1,298	29	(491)	(462)
ABS	4,221	—	(33)	(947)	3,241	828	(2,045)	(1,217)
CMBS	—	—	—	—	—	20	—	20
RMBS	262	—	—	(6)	256	5	(240)	(235)
Trading securities	8	—	—	(24)	(16)	5	(16)	(11)
Equity securities	—	—	(45)	—	(45)	—	(13)	(13)
Mortgage loans	21,018	—	(529)	(4,011)	16,478	—	—	—
Short-term investments	100	—	—	(31)	69	26	(23)	3
Other investments	620	—	—	(431)	189	—	—	—
Investments in related parties								
AFS securities								
Corporate	184	—	—	(11)	173	215	—	215
CLO	185	—	—	—	185	—	—	—
ABS	3,751	—	(162)	(1,711)	1,878	284	—	284
Trading securities	66	—	(38)	(80)	(52)	—	—	—
Equity securities	—	—	—	(32)	(32)	—	—	—
Mortgage loans	—	—	—	(30)	(30)	—	—	—
Investment funds	32	—	—	—	32	—	—	—
Other investments	42	—	—	—	42	—	—	—
Assets of consolidated VIEs								
Trading securities	40	—	(156)	—	(116)	1,308	(31)	1,277
Mortgage loans	203	—	—	(76)	127	—	—	—
Investment funds	113	—	(40)	—	73	475	(2,012)	(1,537)
Other investments	14	—	(21)	—	(7)	—	—	—
Total Level 3 assets – Retirement Services	\$ 32,616	\$ —	\$ (1,201)	\$ (7,631)	\$ 23,784	\$ 3,195	\$ (4,871)	\$ (1,676)
Liabilities - Asset Management								
Contingent consideration obligations	\$ —	\$ —	\$ —	\$ (4)	\$ (4)	\$ —	\$ —	\$ —
Total Level 3 liabilities – Asset Management	\$ —	\$ —	\$ —	\$ (4)	\$ (4)	\$ —	\$ —	\$ —
Liabilities – Retirement Services								
Interest sensitive contract liabilities – Embedded derivative	\$ —	\$ (2,431)	\$ —	\$ 656	\$ (1,775)	\$ —	\$ —	\$ —
Other liabilities	—	—	—	(75)	(75)	—	—	—
Total Level 3 liabilities – Retirement Services	\$ —	\$ (2,431)	\$ —	\$ 581	\$ (1,850)	\$ —	\$ —	\$ —

APOLLO GLOBAL MANAGEMENT, INC.
NOTES TO CONSOLIDATED FINANCIAL STATEMENTS

Financial Instruments Without Readily Determinable Fair Values

The Company elected the measurement alternative for certain equity securities that do not have a readily determinable fair value. The equity securities are held at cost less any impairment. The carrying amount of the equity securities was \$358 million, net of an impairment of \$42 million, as of December 31, 2024 and December 31, 2023. As a result of slower than expected growth of the investee, Athene recorded an impairment of \$42 million in the fourth quarter of 2023.

Fair Value Option – Retirement Services

The following represents the gains (losses) recorded for instruments for which Athene has elected the fair value option, including related parties and VIEs:

<i>(In millions)</i>	Years ended December 31,		
	2024	2023	2022
Trading securities	\$ (156)	\$ 66	\$ (424)
Mortgage loans	(237)	183	(3,213)
Investment funds	(59)	77	114
Future policy benefits	76	(14)	356
Other	28	(113)	(37)
Total gains (losses)	\$ (348)	\$ 199	\$ (3,204)

Gains and losses on trading securities, mortgage loans, and other are recorded in investment related gains (losses) on the consolidated statements of operations. Gains and losses related to investment funds are recorded in net investment income on the consolidated statements of operations. Gains and losses related to investments of consolidated VIEs are recorded in revenues of consolidated VIEs on the consolidated statements of operations. The change in fair value of future policy benefits is recorded to future policy and other policy benefits on the consolidated statements of operations.

The following summarizes information for fair value option mortgage loans, including related parties and VIEs:

<i>(In millions)</i>	December 31, 2024	December 31, 2023
Unpaid principal balance	\$ 69,754	\$ 50,752
Mark to fair value	(2,639)	(3,183)
Fair value	\$ 67,115	\$ 47,569

The following represents the commercial mortgage loan portfolio 90 days or more past due and/or in non-accrual status:

<i>(In millions)</i>	December 31, 2024	December 31, 2023
Unpaid principal balance of commercial mortgage loans 90 days or more past due and/or in non-accrual status	\$ 195	\$ 221
Mark to fair value of commercial mortgage loans 90 days or more past due and/or in non-accrual status	(102)	(74)
Fair value of commercial mortgage loans 90 days or more past due and/or in non-accrual status	\$ 93	\$ 147
Fair value of commercial mortgage loans 90 days or more past due	\$ 31	\$ 64
Fair value of commercial mortgage loans in non-accrual status	93	147

APOLLO GLOBAL MANAGEMENT, INC.
NOTES TO CONSOLIDATED FINANCIAL STATEMENTS

The following represents the residential mortgage loan portfolio 90 days or more past due and/or in non-accrual status:

<i>(In millions)</i>	December 31, 2024		December 31, 2023	
Unpaid principal balance of residential mortgage loans 90 days or more past due and/or in non-accrual status	\$	898	\$	528
Mark to fair value of residential mortgage loans 90 days or more past due and/or in non-accrual status		(51)		(49)
Fair value of residential mortgage loans 90 days or more past due and/or in non-accrual status	\$	847	\$	479
Fair value of residential mortgage loans 90 days or more past due ¹	\$	847	\$	479
Fair value of residential mortgage loans in non-accrual status		765		355

¹ As of December 31, 2024 and December 31, 2023, includes \$ 82 million and \$ 124 million, respectively, of residential mortgage loans that are guaranteed by U.S. government-sponsored agencies.

The following is the estimated amount of gains (losses) included in earnings during the period attributable to changes in instrument-specific credit risk on our mortgage loan portfolio:

<i>(In millions)</i>	Years ended December 31,		
	2024	2023	2022
Mortgage loans	\$ (58)	\$ (53)	\$ (41)

The portion of gains and losses attributable to changes in instrument-specific credit risk is estimated by identifying commercial mortgage loans with loan-to-value ratios meeting credit quality criteria, and residential mortgage loans with delinquency status meeting credit quality criteria.

Fair Value of Financial Instruments Not Carried at Fair Value – Retirement Services

The following represents Athene’s financial instruments not carried at fair value on the consolidated statements of financial condition:

<i>(In millions)</i>	December 31, 2024					
	Carrying Value	Fair Value	NAV	Level 1	Level 2	Level 3
Financial assets						
Investment funds	\$ 107	\$ 107	\$ 107	\$ —	\$ —	\$ —
Policy loans	318	318	—	—	318	—
Funds withheld at interest	21,901	21,901	—	—	—	21,901
Short-term investments	192	192	—	—	—	192
Other investments	93	101	—	—	—	101
Investments in related parties						
Investment funds	714	714	714	—	—	—
Funds withheld at interest	5,665	5,665	—	—	—	5,665
Short-term investments	743	743	—	—	743	—
Total financial assets not carried at fair value	\$ 29,733	\$ 29,741	\$ 821	\$ —	\$ 1,061	\$ 27,859
Financial liabilities						
Interest sensitive contract liabilities	\$ 200,278	\$ 192,025	\$ —	\$ —	\$ —	\$ 192,025
Debt	6,309	5,844	—	581	5,263	—
Securities to repurchase	5,716	5,716	—	—	5,716	—
Funds withheld liability	4,331	4,331	—	—	—	4,331
Total financial liabilities not carried at fair value	\$ 216,634	\$ 207,916	\$ —	\$ 581	\$ 10,979	\$ 196,356

APOLLO GLOBAL MANAGEMENT, INC.
NOTES TO CONSOLIDATED FINANCIAL STATEMENTS

<i>(In millions)</i>	December 31, 2023					
	Carrying Value	Fair Value	NAV	Level 1	Level 2	Level 3
Financial assets						
Investment funds	\$ 109	\$ 109	\$ 109	\$ —	\$ —	\$ —
Policy loans	334	334	—	—	334	—
Funds withheld at interest	27,738	27,738	—	—	—	27,738
Other investments	46	52	—	—	—	52
Investments in related parties						
Investment funds	550	550	550	—	—	—
Funds withheld at interest	7,195	7,195	—	—	—	7,195
Short-term investments	947	947	—	—	947	—
Total financial assets not carried at fair value	\$ 36,919	\$ 36,925	\$ 659	\$ —	\$ 1,281	\$ 34,985
Financial liabilities						
Interest sensitive contract liabilities	\$ 154,095	\$ 146,038	\$ —	\$ —	\$ —	\$ 146,038
Debt	4,209	3,660	—	—	3,660	—
Securities to repurchase	3,853	3,853	—	—	3,853	—
Funds withheld liability	350	350	—	—	350	—
Total financial liabilities not carried at fair value	\$ 162,507	\$ 153,901	\$ —	\$ —	\$ 7,863	\$ 146,038

The fair value for financial instruments not carried at fair value are estimated using the same methods and assumptions as those carried at fair value. The financial instruments presented above are reported at carrying value on the consolidated statements of financial condition; however, in the case of policy loans, funds withheld at interest and liability, short-term investments, and securities to repurchase, the carrying amount approximates fair value.

Interest sensitive contract liabilities – The carrying and fair value of interest sensitive contract liabilities above includes fixed indexed and traditional fixed annuities without mortality or morbidity risks, funding agreements and payout annuities without life contingencies. The embedded derivatives within fixed indexed annuities without mortality or morbidity risks are excluded, as they are carried at fair value. The valuation of these investment contracts is based on discounted cash flow methodologies using significant unobservable inputs. The estimated fair value is determined using current market risk-free interest rates, adding a spread to reflect nonperformance risk and subtracting a risk margin to reflect uncertainty inherent in the projected cash flows.

Debt – The fair value of debt is obtained from commercial pricing services. See note 14 for further information on debt.

Significant Unobservable Inputs

Asset Management

Discounted Cash Flow and Direct Capitalization Model

When a discounted cash flow or direct capitalization model is used to determine fair value, the significant input used in the valuation model is the discount rate applied to present value the projected cash flows or the capitalization rate, respectively. Increases in the discount or capitalization rate can significantly lower the fair value of an investment and the contingent consideration obligations; conversely decreases in the discount or capitalization rate can significantly increase the fair value of an investment and the contingent consideration obligations. See note 19 for further discussion of the contingent consideration obligations.

Option Model

When an option model is used to determine fair value, the significant input used in the valuation model is the volatility rate applied to present value the projected cash flows. Increases in the volatility rate can significantly lower the fair value of an investment and the contingent consideration obligations; conversely decreases in the discount or capitalization rate can significantly increase the fair value of an investment and the contingent consideration obligations.

APOLLO GLOBAL MANAGEMENT, INC.
NOTES TO CONSOLIDATED FINANCIAL STATEMENTS

Consolidated VIEs' Investments

The significant unobservable input used in the fair value measurement of the equity securities, bank loans and bonds is the discount rate applied in the valuation models. This input in isolation can cause significant increases or decreases in fair value, which would result in a significantly lower or higher fair value measurement. The discount rate is determined based on the market rates an investor would expect for a similar investment with similar risks.

NAV

Certain investments and investments of VIEs are valued using the NAV per share equivalent calculated by the investment manager as a practical expedient to determine an independent fair value.

Retirement Services

AFS, trading and equity securities

Athene uses discounted cash flow models to calculate the fair value for certain fixed maturity and equity securities. The discount rate is a significant unobservable input because the credit spread includes adjustments made to the base rate. The base rate represents a market comparable rate for securities with similar characteristics. This excludes assets for which fair value is provided by independent broker quotes.

Mortgage loans

Athene uses discounted cash flow models from independent commercial pricing services to calculate the fair value of its mortgage loan portfolio. The discount rate is a significant unobservable input. This approach uses market transaction information and client portfolio-oriented information, such as prepayments or defaults, to support the valuations.

Interest sensitive contract liabilities – embedded derivative

Significant unobservable inputs used in the fixed indexed annuities embedded derivative of the interest sensitive contract liabilities valuation include:

1. Nonperformance risk – For contracts Athene issues, it uses the credit spread, relative to the U.S. Treasury curve based on Athene's public credit rating as of the valuation date. This represents Athene's credit risk for use in the estimate of the fair value of embedded derivatives.
2. Option budget – Athene assumes future hedge costs in the derivative's fair value estimate. The level of option budgets determines the future costs of the options and impacts future policyholder account value growth.
3. Policyholder behavior – Athene regularly reviews the full withdrawal (surrender rate) assumptions. These are based on initial pricing assumptions updated for actual experience. Actual experience may be limited for recently issued products.

Valuation of Underlying Investments

Asset Management

As previously noted, the underlying entities that Apollo manages and invests in are primarily investment companies that account for their investments at estimated fair value.

On a quarterly basis, valuation committees consisting of members from senior management review and approve the valuation results related to the investments of the funds Apollo manages. Apollo also retains external valuation firms to provide third-party valuation consulting services to Apollo, which consist of certain limited procedures that management identifies and requests them to perform. The limited procedures provided by the external valuation firms assist management with validating their valuation results or determining fair value. Apollo performs various back-testing procedures to validate their valuation approaches, including comparisons between expected and observed outcomes, forecast evaluations and variance analyses. However, because of the inherent uncertainty of valuation, those estimated values may differ significantly from the values that would have been used had a ready market for the investments existed, and the differences could be material.

APOLLO GLOBAL MANAGEMENT, INC.
NOTES TO CONSOLIDATED FINANCIAL STATEMENTS

Credit Investments

Credit investments are generally valued based on third-party vendor prices and/or quoted market prices and valuation models. Valuations using quoted market prices are based on the average of the “bid” and the “ask” quotes provided by multiple brokers wherever possible without any adjustments. Apollo will designate certain brokers to use to value specific securities. In determining the designated brokers, Apollo considers the following: (i) brokers with which Apollo has previously transacted, (ii) the underwriter of the security and (iii) active brokers indicating executable quotes. In addition, when valuing a security based on broker quotes wherever possible Apollo tests the standard deviation amongst the quotes received and the variance between the concluded fair value and the value provided by a pricing service. When relying on a third-party vendor as a primary source, Apollo (i) analyzes how the price has moved over the measurement period, (ii) reviews the number of brokers included in the pricing service’s population, if available, and (iii) validates the valuation levels with Apollo’s pricing team and traders.

Debt securities that are not publicly traded or whose market prices are not readily available are valued at fair value utilizing a model-based approach to determine fair value. Valuation approaches used to estimate the fair value of illiquid credit investments also may include the income approach, as described below. The valuation approaches used consider, as applicable, market risks, credit risks, counterparty risks and foreign currency risks.

Equity Investments

The majority of illiquid equity investments are valued using the market approach and/or the income approach, as described below.

Market Approach

The market approach is driven by current market conditions, including actual trading levels of similar companies and, to the extent available, actual transaction data of similar companies. Judgment is required by management when assessing which companies are similar to the subject company being valued. Consideration may also be given to any of the following factors: (1) the subject company’s historical and projected financial data; (2) valuations given to comparable companies; (3) the size and scope of the subject company’s operations; (4) the subject company’s individual strengths and weaknesses; (5) expectations relating to the market’s receptivity to an offering of the subject company’s securities; (6) applicable restrictions on transfer; (7) industry and market information; (8) general economic and market conditions; and (9) other factors deemed relevant. Market approach valuation models typically employ a multiple that is based on one or more of the factors described above.

Enterprise value as a multiple of EBITDA is common and relevant for most companies and industries, however, other industry specific multiples are employed where available and appropriate. Sources for gaining additional knowledge related to comparable companies include public filings, annual reports, analyst research reports and press releases. Once a comparable company set is determined, Apollo reviews certain aspects of the subject company’s performance and determines how its performance compares to the group and to certain individuals in the group. Apollo compares certain measurements such as EBITDA margins, revenue growth over certain time periods, leverage ratios and growth opportunities. In addition, Apollo compares the entry multiple and its relation to the comparable set at the time of acquisition to understand its relation to the comparable set on each measurement date.

Income Approach

The income approach provides an indication of fair value based on the present value of cash flows that a business or security is expected to generate in the future. The most widely used methodology for the income approach is a discounted cash flow method. Inherent in the discounted cash flow method are significant assumptions related to the subject company’s expected results, the determination of a terminal value and a calculated discount rate, which is normally based on the subject company’s WACC. The WACC represents the required rate of return on total capitalization, which is comprised of a required rate of return on equity, plus the current tax-effected rate of return on debt, weighted by the relative percentages of equity and debt that are typical in the industry. The most critical step in determining the appropriate WACC for each subject company is to select companies that are comparable in nature to the subject company and the credit quality of the subject company. Sources for gaining additional knowledge about the comparable companies include public filings, annual reports, analyst research reports and press releases. The general formula then used for calculating the WACC considers the after-tax rate of return on debt capital and the rate of return on common equity capital, which further considers the risk-free rate of return, market beta, market

APOLLO GLOBAL MANAGEMENT, INC.
NOTES TO CONSOLIDATED FINANCIAL STATEMENTS

risk premium and small stock premium, if applicable. The variables used in the WACC formula are inferred from the comparable market data obtained. The Company evaluates the comparable companies selected and concludes on WACC inputs based on the most comparable company or analyzes the range of data for the investment.

The value of liquid investments, where the primary market is an exchange (whether foreign or domestic), is determined using period end market prices. Such prices are generally based on the close price on the date of determination.

Certain of the funds Apollo manages may also enter into foreign currency exchange contracts, total return swap contracts, credit default swap contracts and other derivative contracts, which may include options, caps, collars and floors. Foreign currency exchange contracts are marked-to-market by recognizing the difference between the contract exchange rate and the current market rate as unrealized appreciation or depreciation. If securities are held at the end of the period, the changes in value are recorded in income as unrealized. Realized gains or losses are recognized when contracts are settled. Total return swap and credit default swap contracts are recorded at fair value as an asset or liability with changes in fair value recorded as unrealized appreciation or depreciation. Realized gains or losses are recognized at the termination of the contract based on the difference between the close-out price of the total return or credit default swap contract and the original contract price. Forward contracts are valued based on market rates obtained from counterparties or prices obtained from recognized financial data service providers.

Retirement Services

AFS and trading securities

The fair values for most marketable securities without an active market are obtained from several commercial pricing services. These are classified as Level 2 assets. The pricing services incorporate a variety of market observable information in their valuation techniques, including benchmark yields, trading activity, credit quality, issuer spreads, bids, offers and other reference data. This category typically includes U.S. and non-U.S. corporate bonds, U.S. agency and government guaranteed securities, CLO, ABS, CMBS and RMBS.

Athene also has fixed maturity securities priced based on indicative broker quotes or by employing market accepted valuation models. For certain fixed maturity securities, the valuation model uses significant unobservable inputs and these are included in Level 3 in the fair value hierarchy. Significant unobservable inputs used include discount rates, issue-specific credit adjustments, material non-public financial information, estimation of future earnings and cash flows, default rate assumptions, liquidity assumptions and indicative quotes from market makers.

Privately placed fixed maturity securities are valued based on the credit quality and duration of comparable marketable securities, which may be securities of another issuer with similar characteristics. In some instances, a matrix-based pricing model is used. These models consider the current level of risk-free interest rates, corporate spreads, credit quality of the issuer and cash flow characteristics of the security. Additional factors such as net worth of the borrower, value of collateral, capital structure of the borrower, presence of guarantees and Athene's evaluation of the borrower's ability to compete in its relevant market are also considered. Privately placed fixed maturity securities are classified as Level 2 or 3.

Equity securities

Fair values of publicly traded equity securities are based on quoted market prices and classified as Level 1. Other equity securities, typically private equities or equity securities not traded on an exchange, are valued based on other sources, such as commercial pricing services or brokers, and are classified as Level 2 or 3.

Mortgage loans

Athene estimates fair value monthly using discounted cash flow analysis and rates being offered for similar loans to borrowers with similar credit ratings. Loans with similar characteristics are aggregated for purposes of the calculations. The discounted cash flow model uses unobservable inputs, including estimates of discount rates and loan prepayments. Mortgage loans are classified as Level 3.

APOLLO GLOBAL MANAGEMENT, INC.
NOTES TO CONSOLIDATED FINANCIAL STATEMENTS

Investment funds

Investment funds are typically measured using NAV as a practical expedient in determining fair value and are not classified in the fair value hierarchy. The carrying value reflects a pro rata ownership percentage as indicated by NAV in the investment fund financial statements, which may be adjusted if it is determined NAV is not calculated consistent with investment company fair value principles. The underlying investments of the investment funds may have significant unobservable inputs, which may include but are not limited to, comparable multiples and WACC rates applied in valuation models or a discounted cash flow model.

Certain investment funds for which Athene has elected the fair value option are included in Level 3 and are priced based on market accepted valuation models. The valuation models use significant unobservable inputs, which include material non-public financial information, estimation of future distributable earnings and demographic assumptions.

Other investments

The fair values of other investments are determined using a discounted cash flow model using discount rates for similar investments.

Funds withheld at interest embedded derivatives

Funds withheld at interest embedded derivatives represent the right to receive or obligation to pay the total return on the assets supporting the funds withheld at interest or funds withheld liability, respectively, and are analogous to a total return swap with a floating rate leg. The fair value of embedded derivatives on funds withheld and modco agreements is measured as the unrealized gain (loss) on the underlying assets and classified as Level 3.

Derivatives

Derivative contracts can be exchange traded or over the counter. Exchange-traded derivatives typically fall within Level 1 of the fair value hierarchy depending on trading activity. Over-the-counter derivatives are valued using valuation models or an income approach using third-party broker valuations. Valuation models require a variety of inputs, including contractual terms, market prices, yield curves, credit curves, measures of volatility, prepayment rates and correlation of the inputs. Athene considers and incorporates counterparty credit risk in the valuation process through counterparty credit rating requirements and monitoring of overall exposure. Athene also evaluates and includes its own nonperformance risk in valuing derivatives. The majority of Athene's derivatives trade in liquid markets; therefore, it can verify model inputs and model selection does not involve significant management judgment. These are typically classified within Level 2 of the fair value hierarchy.

Interest sensitive contract liabilities embedded derivatives

Embedded derivatives related to interest sensitive contract liabilities with fixed indexed annuity products are classified as Level 3. The valuations include significant unobservable inputs associated with economic assumptions and actuarial assumptions for policyholder behavior.

AmerUs Closed Block

Athene elected the fair value option for the future policy benefits liability in the AmerUs Closed Block. The valuation technique is to set the fair value of policyholder liabilities equal to the fair value of assets. There is an additional component which captures the fair value of the open block's obligations to the closed block business. This component is the present value of the projected release of required capital and future earnings before income taxes on required capital supporting the AmerUs Closed Block, discounted at a rate which represents a market participant's required rate of return, less the initial required capital. Unobservable inputs include estimates for these items. The AmerUs Closed Block policyholder liabilities and any corresponding reinsurance recoverable are classified as Level 3.

ILICO Closed Block

Athene elected the fair value option for the ILICO Closed Block. The valuation technique is to set the fair value of policyholder liabilities equal to the fair value of assets. There is an additional component which captures the fair value of the open block's obligations to the closed block business. This component uses the present value of future cash flows which include

APOLLO GLOBAL MANAGEMENT, INC.
NOTES TO CONSOLIDATED FINANCIAL STATEMENTS

commissions, administrative expenses, reinsurance premiums and benefits, and an explicit cost of capital. The discount rate includes a margin to reflect the business and nonperformance risk. Unobservable inputs include estimates for these items. The ILICO Closed Block policyholder liabilities and corresponding reinsurance recoverable are classified as Level 3.

Universal life liabilities and other life benefits

Athene elected the fair value option for certain blocks of universal and other life business ceded to Global Atlantic. Athene uses a present value of liability cash flows. Unobservable inputs include estimates of mortality, persistency, expenses, premium payments and a risk margin used in the discount rates that reflect the riskiness of the business. The universal life policyholder liabilities and corresponding reinsurance recoverable are classified as Level 3.

Other liabilities

Other liabilities include funds withheld liability embedded derivatives, as described above in funds withheld at interest embedded derivatives, and a ceded modco agreement of certain inforce funding agreement contracts for which Athene elected the fair value option. Athene estimates the fair value of the ceded modco agreement by discounting projected cash flows for net settlements and certain periodic and non-periodic payments. Unobservable inputs include estimates for asset portfolio returns and economic inputs used in the discount rate, including risk margin. Depending on the projected cash flows and other assumptions, the contract may be recorded as an asset or liability. The estimate is classified as Level 3.

8. Reinsurance

The following summarizes the effect of reinsurance on premiums and future policy and other policy benefits on the consolidated statements of operations:

<i>(In millions)</i>	Years ended December 31,		
	2024	2023	2022
Premiums			
Direct	\$ 1,089	\$ 10,525	\$ 11,373
Reinsurance assumed	313	2,313	377
Reinsurance ceded	(84)	(89)	(112)
Total premiums	<u>\$ 1,318</u>	<u>\$ 12,749</u>	<u>\$ 11,638</u>
Future policy and other policy benefits			
Direct	\$ 2,779	\$ 12,321	\$ 12,142
Reinsurance assumed	550	2,389	416
Reinsurance ceded	(275)	(276)	(93)
Total future policy and other policy benefits	<u>\$ 3,054</u>	<u>\$ 14,434</u>	<u>\$ 12,465</u>

Reinsurance typically provides for recapture rights on the part of the ceding company for certain events of default. Additionally, some agreements require placement of assets in trust accounts for the benefit of the ceding entity. The required minimum assets are equal to or greater than statutory reserves, as defined by the agreement, and were \$26.1 billion and \$21.6 billion as of December 31, 2024 and 2023, respectively. Although Athene owns assets placed in trust, their use is restricted based on the trust agreement terms. If the statutory book value of the assets, or in certain cases fair value, in a trust declines because of impairments or other reasons, Athene may be required to contribute additional assets to the trust. In addition, the assets within a trust may be subject to a pledge in favor of the applicable reinsurance company.

APOLLO GLOBAL MANAGEMENT, INC.
NOTES TO CONSOLIDATED FINANCIAL STATEMENTS

Reinsurance transactions

Athene entered into a coinsurance agreement to reinsure a block of whole life policies during the fourth quarter of 2023. There were no block reinsurance transactions during the years ended December 31, 2024 and 2022. The following summarizes the block reinsurance agreement at inception:

<i>(In millions)</i>	Year ended December 31, 2023	
Liabilities assumed	\$	1,975
Less: Assets received		2,158
Deferred profit liability¹	\$	(183)

¹ Included within future policy benefits on the consolidated statements of financial condition.

Catalina

Athene has reinsurance agreements with certain affiliates of Catalina Holdings (Bermuda) Ltd. (together with its subsidiaries, “Catalina”). See note 18 for further information on these reinsurance agreements.

Global Atlantic

Athene has a coinsurance and assumption agreement with Global Atlantic. The agreement ceded all existing open block life insurance business issued by AAIA, with the exception of enhanced guarantee universal life insurance products. Athene also entered into a coinsurance agreement with Global Atlantic to cede all policy liabilities of the ILICO Closed Block. The ILICO Closed Block consists primarily of participating whole life insurance policies. Athene also has an excess of loss arrangement with Global Atlantic to be reimbursed for any payments required from Athene’s general assets to meet the contractual obligations of the AmerUs Closed Block not covered by existing reinsurance through Athene Re USA IV. The AmerUs Closed Block consists primarily of participating whole life insurance policies. Since all liabilities were covered by the existing reinsurance at close, no reinsurance premiums were ceded. The assets backing the AmerUs Closed Block are managed, on AAIA’s behalf, by Goldman Sachs Asset Management.

As of December 31, 2024 and 2023, Global Atlantic maintained a series of trust and custody accounts under the terms of these agreements with assets equal to or greater than a required aggregate statutory balance of \$2.5 billion and \$2.5 billion, respectively.

Protective Life Insurance Company (“Protective”)

Athene reinsured certain of its life and health business to Protective under a coinsurance agreement. As of December 31, 2024 and 2023, Protective maintained a trust for Athene’s benefit with assets having a fair value of \$1.1 billion and \$1.2 billion, respectively.

Reinsurance Recoverables

The following summarizes reinsurance recoverable balances:

<i>(In millions)</i>	December 31,	
	2024	2023
Catalina	\$ 4,309	\$ —
Global Atlantic	2,328	2,435
Protective	1,435	1,559
Other ¹	122	160
Reinsurance recoverable	\$ 8,194	\$ 4,154

¹ Represents all other reinsurers, with no single reinsurer having a carrying value in excess of 5% of the total recoverable.

APOLLO GLOBAL MANAGEMENT, INC.
NOTES TO CONSOLIDATED FINANCIAL STATEMENTS

9. Deferred Acquisition Costs, Deferred Sales Inducements and Value of Business Acquired

The following represents a rollforward of DAC and DSI by product, and a rollforward of VOBA. See note 11 for more information on Athene's products.

<i>(In millions)</i>	DAC				DSI		VOBA	Total DAC, DSI and VOBA
	Traditional Deferred Annuities	Indexed Annuities	Funding Agreements	Other Investment- Type	Indexed Annuities			
Balance at January 1, 2022	\$ —	\$ —	\$ —	\$ —	\$ —	\$ —	\$ 3,372	\$ 3,372
Additions	320	784	14	9	411	—	—	1,538
Amortization	(16)	(29)	(3)	—	(12)	(384)	(444)	(444)
Balance at December 31, 2022	304	755	11	9	399	2,988	4,466	4,466
Additions	701	863	3	3	634	—	—	2,204
Amortization	(115)	(101)	(4)	(1)	(63)	(404)	(688)	(688)
Other	—	—	—	—	—	(3)	(3)	(3)
Balance at December 31, 2023	890	1,517	10	11	970	2,581	5,979	5,979
Additions	519	945	42	1	630	—	—	2,137
Amortization	(249)	(184)	(12)	(1)	(124)	(371)	(941)	(941)
Other	(2)	—	—	—	—	—	(2)	(2)
Balance at December 31, 2024	<u>\$ 1,158</u>	<u>\$ 2,278</u>	<u>\$ 40</u>	<u>\$ 11</u>	<u>\$ 1,476</u>	<u>\$ 2,210</u>	<u>\$ 7,173</u>	<u>\$ 7,173</u>

Deferred costs related to universal life-type policies and investment contracts with significant revenue streams from sources other than investment of the policyholder funds, including traditional deferred annuities and indexed annuities, are amortized on a constant-level basis for a cohort of contracts using initial premium or deposit. Significant inputs and assumptions are required for determining the expected duration of the cohort and involves using accepted actuarial methods to determine decrement rates related to policyholder behavior for lapses, withdrawals (surrenders) and mortality. The assumptions used to determine the amortization of DAC and DSI are consistent with those used to estimate the related liability balance.

Deferred costs related to investment contracts without significant revenue streams from sources other than investment of policyholder funds are amortized using the effective interest method, which primarily includes funding agreements. The effective interest method requires inputs to project future cash flows, which for funding agreements includes contractual terms of notional value, periodic interest payments based on either fixed or floating interest rates, and duration. For other investment-type contracts which include immediate annuities and assumed endowments without significant mortality risks, assumptions are required related to policyholder behavior for lapses and withdrawals (surrenders).

The expected amortization of VOBA for the next five years is as follows:

<i>(In millions)</i>	Expected Amortization
2025	\$ 295
2026	261
2027	227
2028	194
2029	167

APOLLO GLOBAL MANAGEMENT, INC.
NOTES TO CONSOLIDATED FINANCIAL STATEMENTS

10. Goodwill

The following table presents Apollo's goodwill by segment:

<i>(In millions)</i>	December 31, 2024		December 31, 2023	
Asset Management	\$	232	\$	232
Retirement Services ¹		4,063		4,065
Principal Investing		32		32
Total Goodwill	\$	4,327	\$	4,329

¹ Includes the impacts of foreign currency translation.

On January 1, 2022, the Company completed the previously announced merger transactions with Athene. In connection with the completion of the Mergers, the Company recognized goodwill of \$4.1 billion as of the Merger Date. See note 3 for further disclosure regarding the goodwill recorded as a result of the Mergers.

In connection with the completion of the Mergers, the Company undertook a strategic review of its operating structure and business segments to assess the performance of its businesses and the allocation of resources. As a result, the Company reorganized into three reportable segments: Asset Management, Retirement Services, and Principal Investing. The Company conducted interim impairment testing immediately prior to and subsequent to the reorganization and determined there to be no impairment of historical goodwill.

Apollo acquired Griffin Capital's U.S. wealth distribution business and U.S. asset management business into two separate closings on March 1, 2022 and May 3, 2022 and recorded goodwill of \$13 million and \$134 million, respectively, on each acquisition date. All of the goodwill associated with the Griffin Capital acquisitions is included within the Asset Management segment.

11. Long-duration Contracts

Interest sensitive contract liabilities – Interest sensitive contract liabilities primarily include:

- traditional deferred annuities,
- indexed annuities consisting of fixed indexed, index-linked variable annuities, and assumed indexed universal life without significant mortality risk,
- funding agreements, and
- other investment-type contracts comprising of immediate annuities without significant mortality risk (which includes pension group annuities without life contingencies) and assumed endowments without significant mortality risks.

The following represents a rollforward of the policyholder account balance by product within interest sensitive contract liabilities. Where explicit policyholder account balances do not exist, the disaggregated rollforward represents the recorded reserve.

APOLLO GLOBAL MANAGEMENT, INC.
NOTES TO CONSOLIDATED FINANCIAL STATEMENTS

Year ended December 31, 2024

<i>(In millions, except percentages)</i>	Traditional Deferred Annuities	Indexed Annuities	Funding Agreements	Other Investment-type	Total
Balance at December 31, 2023	\$ 64,763	\$ 93,147	\$ 32,350	\$ 7,629	\$ 197,889
Deposits	25,459	16,230	29,249	1,088	72,026
Policy charges	(2)	(709)	—	—	(711)
Surrenders and withdrawals	(5,389)	(12,744)	—	(84)	(18,217)
Benefit payments	(1,108)	(1,580)	(8,304)	(212)	(11,204)
Interest credited	3,256	3,524	1,707	205	8,692
Foreign exchange	(318)	(7)	(414)	(498)	(1,237)
Other	—	—	180	(98)	82
Balance at December 31, 2024	\$ 86,661	\$ 97,861	\$ 54,768	\$ 8,030	\$ 247,320
Weighted average crediting rate	4.3 %	2.7 %	4.4 %	2.7 %	
Net amount at risk	\$ 425	\$ 15,441	\$ —	\$ 51	
Cash surrender value	81,243	89,511	—	6,784	

Year ended December 31, 2023

<i>(In millions, except percentages)</i>	Traditional Deferred Annuities	Indexed Annuities	Funding Agreements	Other Investment-type	Total
Balance at December 31, 2022	\$ 43,518	\$ 92,660	\$ 27,439	\$ 4,722	\$ 168,339
Deposits	30,175	12,639	6,893	4,597	54,304
Policy charges	(2)	(651)	—	—	(653)
Surrenders and withdrawals	(9,929)	(11,253)	(110)	(40)	(21,332)
Benefit payments	(984)	(1,609)	(3,273)	(275)	(6,141)
Interest credited	1,858	1,279	883	155	4,175
Foreign exchange	52	1	260	(95)	218
Other ¹	75	81	258	(1,435)	(1,021)
Balance at December 31, 2023	\$ 64,763	\$ 93,147	\$ 32,350	\$ 7,629	\$ 197,889
Weighted average crediting rate	4.0 %	2.4 %	3.4 %	2.7 %	
Net amount at risk	\$ 425	\$ 14,716	\$ —	\$ 103	
Cash surrender value	61,345	85,381	—	6,375	

¹ Other includes a \$ 1,371 million reduction of reserves related to the VIAC recapture agreement. See note 18 for further information.

Year ended December 31, 2022

<i>(In millions, except percentages)</i>	Traditional Deferred Annuities	Indexed Annuities	Funding Agreements	Other Investment-type	Total
Balance at January 1, 2022	\$ 35,599	\$ 89,755	\$ 23,623	\$ 2,413	\$ 151,390
Deposits	13,246	11,544	7,970	2,581	35,341
Policy charges	(3)	(600)	—	—	(603)
Surrenders and withdrawals	(5,419)	(8,057)	(880)	(17)	(14,373)
Benefit payments	(937)	(1,620)	(2,819)	(322)	(5,698)
Interest credited	1,032	1,638	677	95	3,442
Foreign exchange	—	—	(440)	(6)	(446)
Other	—	—	(692)	(22)	(714)
Balance at December 31, 2022	\$ 43,518	\$ 92,660	\$ 27,439	\$ 4,722	\$ 168,339
Weighted average crediting rate	3.2 %	2.2 %	2.5 %	3.1 %	
Net amount at risk	\$ 422	\$ 13,581	\$ —	\$ 47	
Cash surrender value	41,273	84,724	—	2,213	

APOLLO GLOBAL MANAGEMENT, INC.
NOTES TO CONSOLIDATED FINANCIAL STATEMENTS

The following is a reconciliation of interest sensitive contract liabilities to the consolidated statements of financial condition:

<i>(In millions)</i>	December 31,		
	2024	2023	2022
Traditional deferred annuities	\$ 86,661	\$ 64,763	\$ 43,518
Indexed annuities	97,861	93,147	92,660
Funding agreements	54,768	32,350	27,439
Other investment-type	8,030	7,629	4,722
Reconciling items ¹	6,317	6,781	5,277
Interest sensitive contract liabilities	\$ 253,637	\$ 204,670	\$ 173,616

¹ Reconciling items primarily include embedded derivatives in indexed annuities, unaccreted host contract adjustments on indexed annuities, negative VOBA, sales inducement liabilities, and wholly ceded universal life insurance contracts.

The following represents policyholder account balances by range of guaranteed minimum crediting rates, as well as the related range of the difference between rates being credited to policyholders and the respective guaranteed minimums:

<i>(In millions)</i>	December 31, 2024			
	At Guaranteed Minimum	1 Basis Point – 100 Basis Points Above Guaranteed Minimum	Greater than 100 Basis Points Above Guaranteed Minimum	Total
< 2.0%	\$ 26,818	\$ 14,141	\$ 134,121	\$ 175,080
2.0% – < 4.0%	24,356	1,529	2,067	27,952
4.0% – < 6.0%	37,626	58	1	37,685
6.0% and greater	6,603	—	—	6,603
Total	\$ 95,403	\$ 15,728	\$ 136,189	\$ 247,320

<i>(In millions)</i>	December 31, 2023			
	At Guaranteed Minimum	1 Basis Point – 100 Basis Points Above Guaranteed Minimum	Greater than 100 Basis Points Above Guaranteed Minimum	Total
< 2.0%	\$ 30,339	\$ 18,954	\$ 100,609	\$ 149,902
2.0% – < 4.0%	27,792	2,074	1,389	31,255
4.0% – < 6.0%	11,532	17	1	11,550
6.0% and greater	5,182	—	—	5,182
Total	\$ 74,845	\$ 21,045	\$ 101,999	\$ 197,889

<i>(In millions)</i>	December 31, 2022			
	At Guaranteed Minimum	1 Basis Point – 100 Basis Points Above Guaranteed Minimum	Greater than 100 Basis Points Above Guaranteed Minimum	Total
< 2.0%	\$ 25,031	\$ 26,020	\$ 72,776	\$ 123,827
2.0% – < 4.0%	33,325	1,408	284	35,017
4.0% – < 6.0%	8,277	10	6	8,293
6.0% and greater	1,202	—	—	1,202
Total	\$ 67,835	\$ 27,438	\$ 73,066	\$ 168,339

Future policy benefits – Future policy benefits consist primarily of payout annuities, including single premium immediate annuities with life contingencies (which include pension group annuities with life contingencies), and whole life insurance contracts.

APOLLO GLOBAL MANAGEMENT, INC.
NOTES TO CONSOLIDATED FINANCIAL STATEMENTS

The following is a rollforward by product within future policy benefits:

	Year ended December 31, 2024		
	Payout Annuities with Life Contingencies	Whole Life	Total
<i>(In millions, except percentages and years)</i>			
Present value of expected net premiums			
Beginning balance	\$ —	\$ 1,182	\$ 1,182
Effect of changes in discount rate assumptions	—	(45)	(45)
Effect of foreign exchange on the change in discount rate assumptions	—	(2)	(2)
Beginning balance at original discount rate	—	1,135	1,135
Effect of actual to expected experience	—	(4)	(4)
Adjusted balance	—	1,131	1,131
Interest accrual	—	22	22
Net premium collected	—	(190)	(190)
Foreign exchange	—	(111)	(111)
Ending balance at original discount rate	—	852	852
Effect of changes in discount rate assumptions	—	30	30
Effect of foreign exchange on the change in discount rate assumptions	—	(2)	(2)
Ending balance, present value of expected net premiums	\$ —	\$ 880	\$ 880
Present value of expected future policy benefits			
Beginning balance	\$ 45,001	\$ 3,371	\$ 48,372
Effect of changes in discount rate assumptions	6,233	(89)	6,144
Effect of foreign exchange on the change in discount rate assumptions	1	(6)	(5)
Beginning balance at original discount rate	51,235	3,276	54,511
Effect of changes in cash flow assumptions	(104)	—	(104)
Effect of actual to expected experience	78	(4)	74
Adjusted balance	51,209	3,272	54,481
Issuances	1,115	—	1,115
Interest accrual	1,802	69	1,871
Benefit payments	(4,476)	(85)	(4,561)
Foreign exchange	(16)	(340)	(356)
Ending balance at original discount rate	49,634	2,916	52,550
Effect of changes in discount rate assumptions	(7,378)	(206)	(7,584)
Effect of foreign exchange on the change in discount rate assumptions	5	1	6
Ending balance, present value of expected future policy benefits	42,261	2,711	44,972
Less: Present value of expected net premiums	—	880	880
Net future policy benefits	\$ 42,261	\$ 1,831	\$ 44,092
Weighted-average liability duration <i>(in years)</i>	9.4	30.7	
Weighted-average interest accretion rate	3.7 %	4.8 %	
Weighted-average current discount rate	5.6 %	4.8 %	
Expected future gross premiums, undiscounted	\$ —	\$ 1,107	
Expected future gross premiums, discounted ¹	—	929	
Expected future benefit payments, undiscounted	72,793	10,618	

¹ Discounted at the original discount rate.

APOLLO GLOBAL MANAGEMENT, INC.
NOTES TO CONSOLIDATED FINANCIAL STATEMENTS

<i>(In millions, except percentages and years)</i>	Year ended December 31, 2023		
	Payout Annuities with Life Contingencies	Whole Life	Total
Present value of expected net premiums			
Beginning balance	\$ —	\$ —	\$ —
Issuances	—	3,091	3,091
Interest accrual	—	6	6
Net premium collected	—	(2,027)	(2,027)
Foreign exchange	—	65	65
Ending balance at original discount rate	—	1,135	1,135
Effect of changes in discount rate assumptions	—	45	45
Effect of foreign exchange on the change in discount rate assumptions	—	2	2
Ending balance, present value of expected net premiums	\$ —	\$ 1,182	\$ 1,182
Present value of expected future policy benefits			
Beginning balance	\$ 36,422	\$ —	\$ 36,422
Effect of changes in discount rate assumptions	8,425	—	8,425
Effect of foreign exchange on the change in discount rate assumptions	(13)	—	(13)
Beginning balance at original discount rate	44,834	—	44,834
Effect of changes in cash flow assumptions	(297)	—	(297)
Effect of actual to expected experience	(67)	—	(67)
Adjusted balance	44,470	—	44,470
Issuances	10,427	3,091	13,518
Interest accrual	1,646	18	1,664
Benefit payments	(3,834)	(18)	(3,852)
Foreign exchange	35	185	220
Other ¹	(1,509)	—	(1,509)
Ending balance at original discount rate	51,235	3,276	54,511
Effect of changes in discount rate assumptions	(6,233)	89	(6,144)
Effect of foreign exchange on the change in discount rate assumptions	(1)	6	5
Ending balance, present value of expected future policy benefits	45,001	3,371	48,372
Less: Present value of expected net premiums	—	1,182	1,182
Net future policy benefits	\$ 45,001	\$ 2,189	\$ 47,190
Weighted-average liability duration <i>(in years)</i>	9.5	33.5	
Weighted-average interest accretion rate	3.6 %	4.8 %	
Weighted-average current discount rate	5.1 %	4.1 %	
Expected future gross premiums, undiscounted	\$ —	\$ 1,497	
Expected future gross premiums, discounted ²	—	1,239	
Expected future benefit payments, undiscounted	75,261	11,344	

¹ Other includes a \$ 1,509 million reduction of reserves related to the VIAC recapture agreement. See note 18 for further information.

² Discounted at the original discount rate.

APOLLO GLOBAL MANAGEMENT, INC.
NOTES TO CONSOLIDATED FINANCIAL STATEMENTS

<i>(In millions, except percentages and years)</i> Present value of expected future policy benefits	Year ended December 31, 2022		
	Payout Annuities with Life Contingencies	Whole Life	Total
Beginning balance	\$ 35,278	\$ —	\$ 35,278
Effect of changes in discount rate assumptions	—	—	—
Beginning balance at original discount rate	35,278	—	35,278
Effect of actual to expected experience	(120)	—	(120)
Adjusted balance	35,158	—	35,158
Issuances	11,528	—	11,528
Interest accrual	1,146	—	1,146
Benefit payments	(2,921)	—	(2,921)
Foreign exchange	(77)	—	(77)
Ending balance at original discount rate	44,834	—	44,834
Effect of changes in discount rate assumptions	(8,425)	—	(8,425)
Effect of foreign exchange on the change in discount rate assumptions	13	—	13
Ending balance, present value of expected future policy benefits	\$ 36,422	\$ —	\$ 36,422
Weighted-average liability duration <i>(in years)</i>	10.2	0.0	
Weighted-average interest accretion rate	3.2 %	— %	
Weighted-average current discount rate	5.5 %	— %	
Expected future benefit payments, undiscounted	\$ 64,754	\$ —	

The following is a reconciliation of future policy benefits to the consolidated statements of financial condition:

<i>(In millions)</i>	December 31,		
	2024	2023	2022
Payout annuities with life contingencies	\$ 42,261	\$ 45,001	\$ 36,422
Whole life	1,831	2,189	—
Reconciling items ¹	5,810	6,097	5,688
Future policy benefits	\$ 49,902	\$ 53,287	\$ 42,110

¹ Reconciling items primarily include the deferred profit liability and negative VOBA associated with the liability for future policy benefits. Additionally, it includes term life reserves, fully ceded whole life reserves, and reserves for immaterial lines of business including accident and health and disability, as well as other insurance benefit reserves for no-lapse guarantees with universal life contracts, all of which are fully ceded.

The following is a reconciliation of premiums and interest expense relating to future policy benefits to the consolidated statements of operations:

<i>(In millions)</i>	Premiums		
	Years ended December 31,		
	2024	2023	2022
Payout annuities with life contingencies	\$ 1,085	\$ 10,504	\$ 11,606
Whole life	204	2,214	—
Reconciling items ¹	29	31	32
Total premiums	\$ 1,318	\$ 12,749	\$ 11,638
<i>(In millions)</i>	Interest expense		
	Years ended December 31,		
	2024	2023	2022
Payout annuities with life contingencies	\$ 1,802	\$ 1,646	\$ 1,146
Whole life	47	12	—
Total interest expense	\$ 1,849	\$ 1,658	\$ 1,146

¹ Reconciling items primarily relate to immaterial lines of business including term life, fully ceded whole life, and accident and health and disability.

APOLLO GLOBAL MANAGEMENT, INC.
NOTES TO CONSOLIDATED FINANCIAL STATEMENTS

Significant assumptions and inputs to the calculation of future policy benefits for payout annuities with life contingencies include policyholder demographic data, assumptions for policyholder longevity and policyholder utilization for contracts with deferred lives, and discount rates. For whole life products, significant assumptions and inputs include policyholder demographic data, assumptions for mortality, morbidity, and lapse and discount rates.

Athene bases certain key assumptions related to policyholder behavior on industry standard data adjusted to align with actual company experience, if necessary. At least annually, Athene reviews all significant cash flow assumptions and updates as necessary, unless emerging experience indicates a more frequent review is necessary. The discount rate reflects market observable inputs from upper-medium grade fixed income instrument yields and is interpolated, where necessary, to conform to the duration of Athene's liabilities.

During the year ended December 31, 2024, the present value of expected future policy benefits decreased by \$400 million, which was driven by \$4,561 million of benefit payments, a \$1,440 million change in discount rate assumptions due to an increase in rates, and a \$356 million change in foreign exchange, partially offset by \$1,871 million of interest accrual and \$1,115 million of issuances, primarily pension group annuities.

During the year ended December 31, 2023, the present value of expected future policy benefits increased by \$1,950 million, which was driven by \$13,518 million of issuances, primarily pension group annuities, a \$2,236 million change in discount rate assumptions related to a decrease in rates, and \$1,664 million of interest accrual, partially offset by \$3,852 million of benefit payments, a \$1,509 million reduction in reserve related to recapture, and \$297 million resulting from favorable unlocking of assumptions, primarily related to higher interest rates and favorable mortality experience lowering future benefit payments.

During the year ended December 31, 2022, the present value of expected future policy benefits increased by \$1,144 million, which was driven by \$11,528 million of issuances, primarily pension group annuities, and \$1,146 million of interest accrual, partially offset by an \$8,425 million change in discount rate assumptions related to an increase in rates, and \$2,921 million of benefit payments.

The following is a summary of rereasurement gains (losses) included within future policy and other policy benefits on the consolidated statements of operations:

<i>(In millions)</i>	Years ended December 31,		
	2024	2023	2022
Reserves	\$ 25	\$ 364	\$ 120
Deferred profit liability	(48)	(246)	(126)
Negative VOBA	39	(65)	21
Total rereasurement gains (losses)	\$ 16	\$ 53	\$ 15

During the years ended December 31, 2024, 2023, and 2022, Athene recorded reserve increases of \$15 million, \$136 million, and \$50 million, respectively, on the consolidated statements of operations as a result of the present value of benefits and expenses exceeding the present value of gross premiums.

APOLLO GLOBAL MANAGEMENT, INC.
NOTES TO CONSOLIDATED FINANCIAL STATEMENTS

Market risk benefits – Athene issues and reinsures traditional deferred and indexed annuity products that contain GLWB and GMDB riders that meet the criteria to be classified as market risk benefits.

The following is a rollforward of net market risk benefit liabilities by product:

	Year ended December 31, 2024		
	Traditional Deferred Annuities	Indexed Annuities	Total
<i>(In millions, except years)</i>			
Balance at December 31, 2023	\$ 192	\$ 3,181	\$ 3,373
Effect of changes in instrument-specific credit risk	2	(10)	(8)
Balance, beginning of period, before changes in instrument-specific credit risk	194	3,171	3,365
Issuances	—	295	295
Interest accrual	10	191	201
Attributed fees collected	2	358	360
Benefit payments	(4)	(52)	(56)
Effect of changes in interest rates	(18)	(640)	(658)
Effect of changes in equity	—	(94)	(94)
Effect of actual policyholder behavior compared to expected behavior	6	73	79
Effect of changes in future expected policyholder behavior	(3)	88	85
Effect of changes in other future expected assumptions	—	(19)	(19)
Balance, end of period, before changes in instrument-specific credit risk	187	3,371	3,558
Effect of changes in instrument-specific credit risk	3	154	157
Balance at December 31, 2024	190	3,525	3,715
Less: Reinsurance recoverable	—	37	37
Balance at December 31, 2024, net of reinsurance	\$ 190	\$ 3,488	\$ 3,678
Net amount at risk	\$ 425	\$ 15,441	
Weighted-average attained age of contract holders <i>(in years)</i>	76	69	

	Year ended December 31, 2023		
	Traditional Deferred Annuities	Indexed Annuities	Total
<i>(In millions, except years)</i>			
Balance at December 31, 2022	\$ 170	\$ 2,319	\$ 2,489
Effect of changes in instrument-specific credit risk	13	353	366
Balance, beginning of period, before changes in instrument-specific credit risk	183	2,672	2,855
Issuances	—	106	106
Interest accrual	10	147	157
Attributed fees collected	2	336	338
Benefit payments	(2)	(32)	(34)
Effect of changes in interest rates	(1)	(90)	(91)
Effect of changes in equity	—	(119)	(119)
Effect of actual policyholder behavior compared to expected behavior	5	67	72
Effect of changes in future expected policyholder behavior	(3)	78	75
Effect of changes in other future expected assumptions	—	6	6
Balance, end of period, before changes in instrument-specific credit risk	194	3,171	3,365
Effect of changes in instrument-specific credit risk	(2)	10	8
Balance at December 31, 2023	\$ 192	\$ 3,181	\$ 3,373
Net amount at risk	\$ 425	\$ 14,716	
Weighted-average attained age of contract holders <i>(in years)</i>	75	69	

APOLLO GLOBAL MANAGEMENT, INC.
NOTES TO CONSOLIDATED FINANCIAL STATEMENTS

	Year ended December 31, 2022		
	Traditional Deferred Annuities	Indexed Annuities	Total
<i>(In millions, except years)</i>			
Balance at January 1, 2022	\$ 253	\$ 4,194	\$ 4,447
Issuances	—	60	60
Interest accrual	4	52	56
Attributed fees collected	3	330	333
Benefit payments	(4)	(49)	(53)
Effect of changes in interest rates	(77)	(2,092)	(2,169)
Effect of changes in equity	—	176	176
Effect of actual policyholder behavior compared to expected behavior	6	42	48
Effect of changes in other future expected assumptions	(2)	(41)	(43)
Balance, end of period, before changes in instrument-specific credit risk	183	2,672	2,855
Effect of changes in instrument-specific credit risk	(13)	(353)	(366)
Balance at December 31, 2022	<u>\$ 170</u>	<u>\$ 2,319</u>	<u>\$ 2,489</u>
Net amount at risk	\$ 422	\$ 13,581	
Weighted-average attained age of contract holders <i>(in years)</i>	74	68	

The following is a reconciliation of market risk benefits to the consolidated statements of financial condition. Market risk benefit assets are included in other assets on the consolidated statements of financial condition.

	December 31, 2024		
	Asset	Liability	Net Liability
<i>(In millions)</i>			
Traditional deferred annuities	\$ —	\$ 190	\$ 190
Indexed annuities	313	3,838	3,525
Total	<u>\$ 313</u>	<u>\$ 4,028</u>	<u>\$ 3,715</u>

	December 31, 2023		
	Asset	Liability	Net Liability
<i>(In millions)</i>			
Traditional deferred annuities	\$ —	\$ 192	\$ 192
Indexed annuities	378	3,559	3,181
Total	<u>\$ 378</u>	<u>\$ 3,751</u>	<u>\$ 3,373</u>

	December 31, 2022		
	Asset	Liability	Net Liability
<i>(In millions)</i>			
Traditional deferred annuities	\$ —	\$ 170	\$ 170
Indexed annuities	481	2,800	2,319
Total	<u>\$ 481</u>	<u>\$ 2,970</u>	<u>\$ 2,489</u>

During the year ended December 31, 2024, net market risk benefit liabilities increased by \$42 million, which was primarily driven by \$360 million in fees collected from policyholders, issuances of \$295 million, \$201 million of interest accrual, and a \$149 million change in instrument-specific credit risk related to tightening of credit spreads, partially offset by a decrease of \$658 million related to changes in the risk-free discount rate across the curve.

During the year ended December 31, 2023, net market risk benefit liabilities increased by \$84 million, which was primarily driven by \$338 million in fees collected from policyholders, a \$374 million change in instrument-specific credit risk related to tightening of credit spreads, \$157 million of interest accrual, and issuances of \$106 million, partially offset by \$119 million of changes related to equity market performance and a decrease of \$91 million related to changes in the risk-free discount rate across the curve.

During the year ended December 31, 2022, net market risk benefit liabilities decreased by \$,958 million, which was primarily driven by a decrease of \$2,169 million related to changes in the risk-free discount rate across the curve and a \$366 million change in instrument-specific credit risk related to widening of credit spreads, partially offset by \$33 million of fees collected from policyholders and \$176 million of changes related to equity market performance.

APOLLO GLOBAL MANAGEMENT, INC.
NOTES TO CONSOLIDATED FINANCIAL STATEMENTS

The determination of the fair value of market risk benefits requires the use of inputs related to fees and assessments and assumptions in determining the projected benefits in excess of the projected account balance. Judgment is required for both economic and actuarial assumptions, which can be either observable or unobservable, that impact future policyholder account growth.

Economic assumptions include interest rates and implied volatilities throughout the duration of the liability. For indexed annuities, assumptions also include projected equity returns which impact cash flows attributable to indexed strategies, implied equity volatilities, expected index credits on the next policy anniversary date and future equity option costs. Assumptions related to the level of option budgets used for determining the future equity option costs and the impact on future policyholder account value growth are considered unobservable inputs.

Policyholder behavior assumptions are unobservable inputs and are established using accepted actuarial valuation methods to estimate withdrawals (surrender rate) and income rider utilization. Assumptions are generally based on industry data and pricing assumptions which are updated for actual experience, if necessary. Actual experience may be limited for recently issued products.

All inputs are used to project excess benefits and fees over a range of risk-neutral, stochastic interest rate scenarios. For indexed annuities, stochastic equity return scenarios are also included within the range. A risk margin is incorporated within the discount rate to reflect uncertainty in the projected cash flows such as variations in policyholder behavior, as well as a credit spread to reflect nonperformance risk, which is considered an unobservable input. Athene uses its public credit rating relative to the U.S. Treasury curve as of the valuation date to reflect its nonperformance risk in the fair value estimate of market risk benefits.

The following summarizes the unobservable inputs for market risk benefits:

December 31, 2024							
<i>(In millions, except percentages)</i>	Fair Value	Valuation Technique	Unobservable Inputs	Minimum	Maximum	Weighted Average	Impact of an Increase in the Input on Fair Value
Market risk benefits, net	\$ 3,715	Discounted cash flow	Nonperformance risk	0.4 %	1.1 %	1.0 % ¹	Decrease
			Option budget	0.5 %	6.0 %	2.3 % ²	Decrease
			Surrender rate	3.3 %	7.2 %	4.6 % ²	Decrease
			Utilization rate	28.6 %	95.0 %	84.9 % ³	Increase
December 31, 2023							
<i>(In millions, except percentages)</i>	Fair Value	Valuation Technique	Unobservable Inputs	Minimum	Maximum	Weighted Average	Impact of an Increase in the Input on Fair Value
Market risk benefits, net	\$ 3,373	Discounted cash flow	Nonperformance risk	0.4 %	1.4 %	1.2 % ¹	Decrease
			Option budget	0.5 %	6.0 %	1.9 % ²	Decrease
			Surrender rate	3.2 %	6.4 %	4.5 % ²	Decrease
			Utilization rate	28.6 %	95.0 %	83.6 % ³	Increase
December 31, 2022							
<i>(In millions, except percentages)</i>	Fair Value	Valuation Technique	Unobservable Inputs	Minimum	Maximum	Weighted Average	Impact of an Increase in the Input on Fair Value
Market risk benefits, net	\$ 2,489	Discounted cash flow	Nonperformance risk	0.2 %	1.6 %	1.4 % ¹	Decrease
			Option budget	0.5 %	5.3 %	1.7 % ²	Decrease
			Surrender rate	3.3 %	6.7 %	4.4 % ²	Decrease
			Utilization rate	28.6 %	95.0 %	82.3 % ³	Increase

¹ The nonperformance risk weighted average is based on the cash flows underlying the market risk benefit reserve.

² The option budget and surrender rate weighted averages are calculated based on projected account values.

³ The utilization of GLWB withdrawals represents the estimated percentage of policyholders that are expected to use their income rider over the duration of the contract, with the weighted average based on current account values.

APOLLO GLOBAL MANAGEMENT, INC.
NOTES TO CONSOLIDATED FINANCIAL STATEMENTS

12. Profit Sharing Payable

Profit sharing payable was \$1.9 billion and \$1.7 billion as of December 31, 2024 and December 31, 2023, respectively. The below is a roll-forward of the profit-sharing payable balance:

<i>(In millions)</i>	Total	
Profit sharing payable, January 1, 2023	\$	1,392
Profit sharing expense		777
Payments/other		(500)
Profit sharing payable, December 31, 2023	\$	1,669
Profit sharing expense		783
Payments/other		(564)
Profit sharing payable, December 31, 2024	\$	1,888

Profit sharing expense includes (i) changes in amounts due to current and former employees entitled to a share of performance revenues in funds managed by Apollo and (ii) changes to the fair value of the contingent consideration obligations recognized in connection with certain of the Company's acquisitions. Profit sharing payable excludes the potential return of profit-sharing distributions that would be due if certain funds were liquidated, which is recorded in due from related parties in the consolidated statements of financial condition.

The Company requires that a portion of certain of the performance revenues distributed to the Company's employees be used to purchase restricted shares of common stock issued under its Equity Plan. Prior to distribution of the performance revenues, the Company records the value of the equity-based awards expected to be granted in other assets and accounts payable, accrued expenses, and other liabilities.

13. Income Taxes

The Company's income tax (provision) benefit totaled \$(1,062) million, \$923 million and \$739 million for the years ended December 31, 2024, 2023 and 2022, respectively. The Company's effective income tax rate was approximately 14.3%, (16.5)% and 17.4% for the years ended December 31, 2024, 2023 and 2022, respectively.

The provision (benefit) for income taxes is presented in the following table:

<i>(In millions)</i>	Years ended December 31,		
	2024	2023	2022
Current:			
Federal income tax ¹	\$ 1,083	\$ 809	\$ 402
Foreign income tax ²	23	104	54
State and local income tax	55	64	59
	\$ 1,161	\$ 977	\$ 515
Deferred:			
Federal income tax	(77)	331	(1,209)
Foreign income tax ²	(30)	(2,239)	6
State and local income tax	8	8	(51)
	(99)	(1,900)	(1,254)
Total Income Tax Provision (Benefit)	\$ 1,062	\$ (923)	\$ (739)

¹ For the years ended December 31, 2024, 2023 and 2022, current includes proportional amortization of \$ 56 million, \$49 million and \$ 0 million, respectively; tax credits of \$(367) million, \$(186) million and \$(16) million, respectively; and transaction costs relating to low-income housing and transferable energy tax credits of \$ 248 million, \$103 million and \$ 0 million, respectively.

² The foreign income tax provision (benefit) was calculated on \$ 2,393 million, \$2,600 million and \$(3,359) million of pre-tax income (loss) generated in foreign jurisdictions for the years ended December 31, 2024, 2023 and 2022, respectively.

APOLLO GLOBAL MANAGEMENT, INC.
NOTES TO CONSOLIDATED FINANCIAL STATEMENTS

On August 16, 2022, the U.S. government enacted the Inflation Reduction Act of 2022 (the “IRA”). The IRA contains a number of tax-related provisions, including a 15% minimum corporate income tax on certain large corporations (“CAMT”) as well as an excise tax on stock repurchases. Based on interpretations and assumptions the Company has made regarding the CAMT provisions of the IRA, the Company recorded a deferred tax asset and offsetting increase to current taxes owed but CAMT does not have a material impact to the effective tax rate. The excise tax has no material impact to the consolidated financial statements.

AHL changed its domicile from Bermuda to the United States, causing AHL to become a U.S.-domiciled corporation and a U.S. taxpayer effective December 31, 2023 (the “Redomicile”) and is subject to U.S. corporate income tax for 2024 and future years. AHL’s Bermuda subsidiaries (and AHL for pre-Redomicile periods) file protective U.S. income tax returns. AHL’s U.S. subsidiaries file, and AHL for post-Redomicile periods will file, income tax returns with the U.S. federal government and various state governments.

On December 27, 2023, the Government of Bermuda enacted the Corporate Income Tax Act of 2023 (“Bermuda CIT”). Commencing on January 1, 2025, the Bermuda CIT generally imposes a 15% corporate income tax on in-scope entities that are resident in Bermuda or have a Bermuda permanent establishment, without regard to any assurances that have been given pursuant to the Exempted Undertakings Tax Protection Act 1966. The Company’s results as of December 31, 2024 include material deferred tax assets resulting from the passage of the Bermuda CIT, primarily related to an opening tax loss carryforward.

The U.K. enacted legislation in July 2023 implementing certain provisions of the Organisation for Economic Cooperation and Development’s “Pillar Two” global minimum tax initiative (“Pillar Two”) that applies to multinational enterprises for accounting periods beginning on or after December 31, 2023. On February 22, 2024, the U.K. enacted certain amendments to its Pillar Two legislation which similarly took effect for accounting periods beginning on or after December 31, 2024. The Company continues to evaluate the potential impact on future periods of Pillar Two, pending legislative adoption by individual countries, as such legislative changes could result in changes to our effective tax rate. The Company evaluated the enacted legislation and concluded there was no material impact to our consolidated financial statements for the year ended December 31, 2024.

The primary jurisdictions in which the Company operates and incurs income taxes are the United States, the United Kingdom, and Bermuda (beginning January 1, 2025). There are no material unremitted earnings with respect to the United Kingdom or other foreign jurisdictions. The Company has accumulated undistributed earnings generated by certain foreign subsidiaries, which are intended to be indefinitely reinvested. As such, no deferred taxes have been recorded related to the accumulated undistributed earnings. The Company determined that estimating the unrecognized tax liability is not practicable.

The following table reconciles the U.S. Federal statutory tax rate to the effective income tax rate:

<i>(In millions, except percentages)</i>	Years ended December 31,		
	2024	2023	2022
U.S. federal statutory tax rate	21.0 %	21.0 %	21.0 %
Income passed through to non-controlling interests	(3.5)	(4.6)	(9.0)
State and local income taxes (net of federal benefit)	0.5	1.2	(0.1)
Impact of Mergers	—	—	7.3
Impact of foreign taxes (net of foreign tax credit)	(2.6)	(31.0)	—
Impact of equity-based compensation	(1.0)	1.0	0.1
Impact of valuation allowance	0.6	(1.3)	—
Tax Credits	(0.5)	(0.6)	—
Redomicile	0.1	(1.2)	—
Other	(0.3)	(1.0)	(1.9)
Effective income tax rate	<u>14.3 %</u>	<u>(16.5)%</u>	<u>17.4 %</u>

APOLLO GLOBAL MANAGEMENT, INC.
NOTES TO CONSOLIDATED FINANCIAL STATEMENTS

The income tax provision (benefit) is presented in the following table:

<i>(In millions)</i>	Years ended December 31,		
	2024	2023	2022
Income tax provision (benefit)	\$ 1,062	\$ (923)	\$ (739)
Income tax provision (benefit) from other comprehensive income (loss)	21	513	(1,933)
Total income tax provision (benefit)	<u>\$ 1,083</u>	<u>\$ (410)</u>	<u>\$ (2,672)</u>

Deferred income taxes are recorded due to temporary differences between the tax basis of an asset or liability and its reported amount in the consolidated statements of financial condition. These temporary differences result in taxable or deductible amounts in future years.

The net operating losses and tax credit carryforwards consist of the following:

	December 31, 2024	
	Amount (in millions)	Expiration Year ¹
U.S. Federal net operating losses	\$ 580	2026
U.S. foreign tax credit	66	2033
U.S. corporate alternative minimum tax credit	115	No expiration
U.S. State net operating losses	281	2031
U.K. net operating losses	194	No expiration
Bermuda net operating losses	7,797	No expiration

¹ Represents year operating losses begin to expire.

The Company's deferred tax assets and liabilities in the consolidated statements of financial condition consist of the following:

<i>(In millions)</i>	December 31,	
	2024	2023
Asset Management		
Deferred Tax Assets:		
Depreciation and amortization	\$ 303	\$ 395
Tax Credits	167	68
Deferred revenue	9	11
Equity-based compensation	166	170
Net operating loss carryforwards	23	—
Other	47	74
Total Deferred Tax Assets	<u>715</u>	<u>718</u>
Valuation Allowance	(27)	(8)
Deferred Tax Assets, Net of Valuation Allowance	688	710
Deferred Tax Liabilities:		
Basis difference in investments	252	163
Other	—	8
Total Deferred Tax Liabilities	<u>252</u>	<u>171</u>
Total Deferred Tax Assets, Net - Asset Management	<u>\$ 436</u>	<u>\$ 539</u>
Retirement Services		
Deferred Tax Assets:		
Insurance liabilities	\$ 2,383	\$ 1,742
Net operating and capital loss carryforwards	193	284
Investments, including derivatives	2,331	1,904
Employee benefits	10	8
Bermuda tax	1,959	1,764
Investment in foreign subsidiaries	552	1,176

APOLLO GLOBAL MANAGEMENT, INC.
NOTES TO CONSOLIDATED FINANCIAL STATEMENTS

Tax credits	13	—
Other	—	280
Total Deferred Tax Assets	7,441	7,158
Valuation allowance	(48)	(25)
Deferred Tax Assets, Net of Valuation Allowance	7,393	7,133
Deferred Tax Liabilities:		
Intangible assets	362	386
DAC, DSI and VOBA	1,120	954
Other	10	49
Total Deferred Tax Liabilities	1,492	1,389
Total Deferred Tax Assets, Net - Retirement Services	\$ 5,901	\$ 5,744

The valuation allowance consists of the following:

<i>(In millions)</i>	December 31,	
	2024	2023
U.S. federal and state net operating losses and other deferred tax assets	\$ 30	\$ 8
U.K. net operating losses and other deferred tax assets	45	25
Total Valuation Allowance	\$ 75	\$ 33

In the normal course of business, the Company is subject to examination by federal, state, local and foreign tax authorities. As of December 31, 2024, the Company's U.S. federal, state, local and foreign income tax returns for the years 2021 through 2023 are open under the general statute of limitations provisions and therefore subject to examination. Currently, the Internal Revenue Service is examining the tax returns of the Company and certain subsidiaries for tax years 2019 to 2021. The State and City of New York are examining certain subsidiaries' tax returns for tax years 2014 to 2021. The United Kingdom tax authorities are currently examining certain subsidiaries' tax returns for tax years 2015 to 2022. There are other examinations ongoing in other foreign jurisdictions in which the Company operates. No provisions with respect to these examinations have been recorded, other than the unrecognized tax benefits discussed below.

The following table presents a roll-forward of the beginning and ending aggregate unrecognized tax benefits for the periods presented:

<i>(In millions)</i>	Years ended December 31,		
	2024	2023	2022
Balance at beginning of period	\$ 19	\$ 15	\$ —
Increases based on tax positions taken in the prior years	8	4	15
Decreases due to settlements with tax authorities	(17)	—	—
Balance at end of period	\$ 10	\$ 19	\$ 15

The Company has unrecognized tax benefits of \$11 million and \$23 million as of December 31, 2024 and December 31, 2023, respectively, which, if recognized, would impact the effective tax rate. The Company believes that it is reasonably possible that a decrease up to \$10 million of unrecognized tax benefits may be recognized within the next twelve months. The Company recognizes interest and penalties related to the unrecognized tax benefits in its provision for income taxes. For the years ended December 31, 2024 and December 31, 2023, the Company accrued interest of \$4 million and \$10 million, respectively.

APOLLO GLOBAL MANAGEMENT, INC.
NOTES TO CONSOLIDATED FINANCIAL STATEMENTS

14. Debt

Company debt consisted of the following:

<i>(In millions, except percentages)</i>	Maturity Date	December 31, 2024		December 31, 2023	
		Outstanding Balance	Fair Value	Outstanding Balance	Fair Value
Asset Management					
4.00% 2024 Senior Notes ^{1,2}	May 30, 2024	\$ —	\$ —	\$ 499	\$ 496 ⁴
4.40% 2026 Senior Notes ^{1,2}	May 27, 2026	499	496 ⁴	498	490 ⁴
4.87% 2029 Senior Notes ^{1,2}	February 15, 2029	675	670 ⁴	675	664 ⁴
2.65% 2030 Senior Notes ^{1,2}	June 5, 2030	497	439 ⁴	496	432 ⁴
6.38% 2033 Senior Notes ^{1,2}	November 15, 2033	492	542 ⁴	492	539 ⁴
5.00% 2048 Senior Notes ^{1,2}	March 15, 2048	297	271 ⁴	297	275 ⁴
5.80% 2054 Senior Notes ^{1,2}	May 21, 2054	741	753 ⁴	—	—
4.95% 2050 Subordinated Notes ^{1,2}	January 14, 2050	—	—	297	283 ⁴
7.63% 2053 Subordinated Notes ^{1,2}	September 15, 2053	584	642 ⁵	584	652 ⁵
6.00% 2054 Subordinated Notes ^{1,2}	December 15, 2054	494	494 ⁴	—	—
1.70% Secured Borrowing II	April 15, 2032	—	—	14	14 ⁴
1.30% 2016 AMI Term Facility I	January 15, 2025	—	—	19	19 ³
2.00% 2016 AMI Term Facility II	October 18, 2024	—	—	12	12 ³
		4,279	4,307	3,883	3,876
Retirement Services					
4.13% 2028 AHL Senior Notes ¹	January 12, 2028	1,050	976 ⁴	1,066	956 ⁴
6.15% 2030 AHL Senior Notes ¹	April 3, 2030	579	519 ⁴	593	516 ⁴
3.50% 2031 AHL Senior Notes ¹	January 15, 2031	520	452 ⁴	523	442 ⁴
6.65% 2033 AHL Senior Notes ¹	February 1, 2033	395	425 ⁴	395	427 ⁴
5.88% 2034 AHL Senior Notes ¹	January 15, 2034	584	608 ⁴	583	607 ⁴
3.95% 2051 AHL Senior Notes ¹	May 25, 2051	544	360 ⁴	545	375 ⁴
3.45% 2052 AHL Senior Notes ¹	May 15, 2052	504	322 ⁴	504	337 ⁴
6.25% 2054 AHL Senior Notes ¹	April 1, 2054	983	1,003 ⁴	—	—
6.63% 2054 AHL Subordinated Notes ¹	October 15, 2054	592	598 ⁴	—	—
7.25% 2064 AHL Subordinated Notes ¹	March 30, 2064	558	581 ⁵	—	—
		6,309	5,844	4,209	3,660
Total Debt		\$ 10,588	\$ 10,151	\$ 8,092	\$ 7,536

¹ Interest rate is calculated as weighted average annualized.

² Includes amortization of note discount, as applicable, totaling \$ 44 million and \$ 34 million as of December 31, 2024 and December 31, 2023, respectively. Outstanding balance is presented net of unamortized debt issuance costs.

³ Fair value is based on a discounted cash flow method. These notes are classified as a Level 3 liability within the fair value hierarchy.

⁴ Fair value is based on broker quotes. These notes are valued using Level 2 inputs based on the number and quality of broker quotes obtained, the standard deviations of the observed broker quotes and the percentage deviation from external pricing services.

⁵ Fair value is based on quoted market prices. These notes are classified as a Level 1 liability within the fair value hierarchy.

Asset Management – Notes Issued and Repayments

On May 21, 2024, AGM issued \$750 million aggregate principal amount of its 5.800% Senior Notes due 2054 (the “2054 Senior Notes”), at par value. The 2054 Senior Notes bear interest at a rate of 5.800% per annum and interest is payable semi-annually in arrears on May 21 and November 21 of each year, commencing on November 21, 2024. The 2054 Senior Notes will mature on May 21, 2054. The underwriting discount and related expenses are amortized into interest expense on the consolidated statements of operations over the term of the 2054 Senior Notes.

On May 30, 2024, AMH repaid in full the principal and accrued interest of the \$00 million aggregate principal amount of its 4.00% 2024 Senior Notes.

On October 10, 2024, AGM issued \$500 million aggregate principal amount of its 6.000% Fixed-Rate Resettable Junior Subordinated Notes due 2054 (the “2054 Subordinated Notes”), at par value. Subject to the Company’s right to defer the payment of interest for up to five years, interest on the 2054 Subordinated Notes is payable on a semi-annual basis in arrears on

APOLLO GLOBAL MANAGEMENT, INC.
NOTES TO CONSOLIDATED FINANCIAL STATEMENTS

June 15 and December 15 of each year, commencing on June 15, 2025. The 2054 Subordinated Notes bear interest at a fixed rate of 6.000% per annum until December 15, 2034 (the “First Reset Date”). On and after the First Reset Date, on the five-year anniversary of the First Reset Date and every five years thereafter, the interest rate on the 2054 Subordinated Notes will be reset equal to the Five-Year U.S. Treasury Rate (as defined in the indenture for the 2054 Subordinated Notes (the “Indenture”)) as of the most recent Reset Interest Determination Date (as defined in the Indenture) plus a spread of 2.168%. The 2054 Subordinated Notes will mature on December 15, 2054. The underwriting discount and related expenses are amortized into interest expense on the consolidated statements of operations over the term of the 2054 Subordinated Notes.

On December 16, 2024, AMH repaid in full the principal and accrued interest of the \$00 million aggregate principal amount of its 4.95% 2050 Subordinated Notes.

The indentures governing the 2026 Senior Notes, the 2029 Senior Notes, the 2030 Senior Notes, the 2033 Senior Notes, the 2048 Senior Notes, the 2054 Senior Notes, the 2053 Subordinated Notes and the 2054 Subordinated Notes restrict the ability of AGM, AMH and the guarantors of the notes to incur indebtedness secured by liens on voting stock or profit participating equity interests of their respective subsidiaries, or merge, consolidate or sell, transfer or lease assets. The indentures also provide for customary events of default.

Retirement Services – Notes Issued

AHL Senior Notes – Athene’s senior unsecured notes are callable by AHL at any time. If called prior to three months before the scheduled maturity date, the price is equal to the greater of (1) 100% of the principal and any accrued and unpaid interest and (2) an amount equal to the sum of the present values of remaining scheduled payments, discounted from the scheduled payment date to the redemption date at the treasury rate plus a spread (as defined in the applicable prospectus supplement) and any accrued and unpaid interest.

During the first quarter of 2024, Athene issued \$1.0 billion of 6.250% Senior Notes due April 1, 2054 (the “2054 AHL Senior Notes”). Athene will pay interest on the 2054 AHL Senior Notes semi-annually, commencing on October 1, 2024.

AHL Subordinated Notes – During the first quarter of 2024, Athene issued \$575 million of 7.250% Fixed-Rate Reset Junior Subordinated Debentures due March 30, 2064 (the “2064 AHL Subordinated Notes”). Athene will pay interest at an annual fixed rate of 7.250% on the 2064 AHL Subordinated Notes quarterly, commencing on June 30, 2024 until March 30, 2029. On March 30, 2029, and every fifth annual anniversary thereafter, the interest rate will reset to the Five-Year U.S. Treasury Rate (as defined in the applicable prospectus supplement) plus 2.986%. Athene may defer interest payments for up to five consecutive years.

During the fourth quarter of 2024, Athene issued \$600 million of 6.625% Fixed-Rate Reset Junior Subordinated Debentures due October 15, 2054 (the “2054 AHL Subordinated Notes”). Athene will pay interest semi-annually at an annual fixed rate of 6.625% on the 2054 AHL Subordinated Notes, commencing on April 15, 2025 until October 15, 2034. On October 15, 2034, and every fifth annual anniversary thereafter, the interest rate will reset to the Five-Year U.S. Treasury Rate (as defined in the applicable prospectus supplement) plus 2.607%. Athene may defer interest payments for up to five consecutive years.

Credit and Liquidity Facilities

The following table represents the Company’s credit and liquidity facilities as of December 31, 2024:

Instrument/Facility	Borrowing Date	Maturity Date	Administrative Agent	Key terms
Asset Management - AGM credit facility	N/A	November 21, 2029	Citibank	The borrowing capacity under the AGM credit facility is \$ 1.25 billion, subject to being increased up to \$1.5 billion in total.
Retirement Services - AHL credit facility	N/A	June 30, 2028	Citibank	The borrowing capacity under the AHL credit facility is \$ 1.25 billion, subject to being increased up to \$1.75 billion in total.
Retirement Services - AHL liquidity facility	N/A	June 27, 2025	Wells Fargo Bank	The borrowing capacity under the AHL liquidity facility is \$ 2.6 billion, subject to being increased up to \$3.1 billion in total.

APOLLO GLOBAL MANAGEMENT, INC.
NOTES TO CONSOLIDATED FINANCIAL STATEMENTS

Asset Management – Credit Facility

On November 21, 2024, AGM and AMH, as parent borrower and subsidiary borrower, respectively, entered into a new \$1.25 billion revolving credit facility with Citibank, N.A., as administrative agent, which matures on November 21, 2029 (“AGM credit facility”). The AGM credit facility replaced the previous AMH credit facility dated as of October 12, 2022. The previous agreement, and the obligations and commitments under it, terminated as of November 21, 2024. As of December 31, 2024, AGM and AMH, as borrowers under the facility, could incur incremental facilities in an aggregate amount not to exceed \$250 million plus additional amounts so long as AGM and AMH were in compliance with a net leverage ratio not to exceed 4.00 to 1.00.

As of December 31, 2024 and December 31, 2023, there were no amounts outstanding under the AGM credit facility or the previous AMH credit facility and the Company was in compliance with all financial covenants under the facilities.

Retirement Services – Credit and Liquidity Facilities

AHL Credit Facility—On June 30, 2023, AHL, ALRe, AUSA and AARE entered into a five-year revolving credit agreement with a syndicate of banks and Citibank, N.A. as administrative agent (“AHL credit facility”). The AHL credit facility is unsecured and has a commitment termination date of June 30, 2028, subject to up to two one-year extensions, in accordance with the terms of the AHL credit facility. In connection with the AHL credit facility, AHL and AUSA guaranteed all of the obligations of AHL, ALRe, AARE and AUSA under the AHL credit facility and the related loan documents, and ALRe and AARE guaranteed certain of the obligations of AHL, ALRe, AARE and AUSA under the AHL credit facility and the related loan documents. The borrowing capacity under the AHL credit facility is \$ 1.25 billion, subject to being increased up to \$1.75 billion in total on the terms described in the AHL credit facility.

The AHL credit facility contains various standard covenants with which Athene must comply, including the following:

1. Consolidated debt-to-capitalization ratio not to exceed 35%;
2. Minimum consolidated net worth of no less than \$14.8 billion; and
3. Restrictions on Athene’s ability to incur liens, with certain exceptions.

Interest accrues on outstanding borrowings at either the adjusted term secured overnight financing rate plus a margin or the base rate plus a margin, with the applicable margin varying based on AHL’s debt rating. Rates and terms are as defined in the AHL credit facility. As of December 31, 2024 and December 31, 2023, there were no amounts outstanding under the AHL credit facility and Athene was in compliance with all financial covenants under the facility.

AHL Liquidity Facility—On June 28, 2024, AHL and ALRe entered into a new revolving credit agreement with a syndicate of banks and Wells Fargo Bank, National Association, as administrative agent, (“AHL liquidity facility”), which replaced Athene’s previous revolving credit agreement dated as of June 30, 2023. The previous credit agreement, and the commitments under it, expired on June 28, 2024. The AHL liquidity facility is unsecured and has a commitment termination date of June 27, 2025, subject to any extensions of additional 364-day periods with consent of extending lenders and/or “term-out” of outstanding loans (by which, at Athene’s election, the outstanding loans may be converted to term loans which shall have a maturity of up to one year after the original maturity date), in each case in accordance with the terms of the AHL liquidity facility. In connection with the AHL liquidity facility, ALRe guaranteed all of the obligations of AHL under the AHL liquidity facility and the related loan documents. The AHL liquidity facility will be used for liquidity and working capital needs to meet short-term cash flow and investment timing differences. The borrowing capacity under the AHL liquidity facility is \$2.6 billion, subject to being increased up to \$3.1 billion in total on the terms described in the AHL liquidity facility. The AHL liquidity facility contains various standard covenants with which Athene must comply, including the following:

1. ALRe minimum consolidated net worth of no less than \$10.2 billion; and
2. Restrictions on Athene’s ability to incur liens, with certain exceptions.

Interest accrues on outstanding borrowings at the adjusted term secured overnight financing rate plus a margin or the base rate plus a margin, with applicable margin varying based on ALRe’s financial strength rating. Rates and terms are as defined in the AHL liquidity facility. As of December 31, 2024 and December 31, 2023, there were no amounts outstanding under the current or previous AHL liquidity facilities and Athene was in compliance with all financial covenants under the facilities.

APOLLO GLOBAL MANAGEMENT, INC.
NOTES TO CONSOLIDATED FINANCIAL STATEMENTS

Interest Expense

The following table presents the interest expense incurred related to the Company's debt:

<i>(In millions)</i>	Years ended December 31,		
	2024	2023	2022
Asset Management	\$ 226	\$ 145	\$ 124
Retirement Services ¹	248	123	98
Total Interest Expense	\$ 474	\$ 268	\$ 222

Note: Debt issuance costs incurred are amortized into interest expense over the term of the debt arrangement, as applicable.

¹ Interest expense for Retirement Services is included in policy and other operating expenses on the consolidated statements of operations.

Contractual Maturities

The table below presents the contractual maturities for the Company's debt arrangements as of December 31, 2024:

<i>(In millions)</i>	2025	2026 - 2027	2028 - 2029	2030 and Thereafter	Total
Asset Management					
Debt obligations	\$ —	\$ 500	\$ 675	\$ 3,150	\$ 4,325
Retirement Services					
Debt obligations	—	—	1,000	5,175	6,175
Total Obligations as of December 31, 2024	\$ —	\$ 500	\$ 1,675	\$ 8,325	\$ 10,500

15. Equity-Based Compensation

Under the Equity Plan, the Company grants equity-based awards to employees. Equity-based awards granted to employees and non-employees as compensation are measured based on the grant date fair value of the award, which considers the public share price of AGM's common stock subject to certain discounts, as applicable.

The Company grants both service-based and performance-based awards. The estimated total grant date fair value for service-based awards is charged to compensation expense on a straight-line basis over the vesting period, which is generally one to five years from the date of grant. Certain service-based awards are tied to profit sharing arrangements in which a portion of the performance fees distributed to the general partner are required to be used by employees to purchase restricted shares of common stock or is delivered in the form of RSUs, which are granted under the Company's Equity Plan. Performance-based awards vest subject to continued employment and the Company's achievement of specified performance goals. In accordance with U.S. GAAP, equity-based compensation expense for performance grants are typically recognized on an accelerated recognition method over the requisite service period to the extent the performance revenue metrics are met or deemed probable. Equity-based awards that do not require future service (*i.e.*, vested awards) are expensed immediately.

For the years ended December 31, 2024, 2023 and 2022, the Company recorded equity-based compensation expense of \$721 million, \$1.0 billion and \$540 million, respectively. As of December 31, 2024, there was \$588 million of estimated unrecognized compensation expense related to unvested RSU awards. This cost is expected to be recognized over a weighted-average period of 2.0 years.

APOLLO GLOBAL MANAGEMENT, INC.
NOTES TO CONSOLIDATED FINANCIAL STATEMENTS

The following table summarizes the weighted average discounts for plan grants, bonus grants and performance grants:

	Years ended December 31,		
	2024	2023	2022
Plan grants:			
Discount for the lack of distributions until vested ¹	— %	— %	0.2 %
Marketability discount for transfer restrictions ²	4.4 %	15.4 %	10.0 %
Bonus grants:			
Marketability discount for transfer restrictions ²	2.5 %	4.0 %	3.5 %
Performance grants:			
Discount for the lack of distributions until vested ¹	— %	0.2 %	1.3 %
Marketability discount for transfer restrictions ²	11.0 %	9.7 %	7.6 %

¹ Based on the present value of a growing annuity calculation.

² Based on the Finnerty Model calculation.

Service-Based Awards

During the years ended December 31, 2024, 2023 and 2022, the Company awarded 3.7 million, 5.0 million and 5.1 million of service-based RSUs, respectively, with a grant date fair value of \$405 million, \$339 million and \$310 million, respectively.

During the years ended December 31, 2024, 2023 and 2022, the Company recorded equity-based compensation expense on service-based RSUs of \$98 million, \$313 million and \$245 million, respectively.

Performance-Based Awards

During the years ended December 31, 2024, 2023 and 2022, the Company awarded 1.5 million, 1.5 million and 3.9 million of performance-based RSUs, respectively, with a grant date fair value of \$181 million, \$97 million and \$228 million, respectively, which primarily vest subject to continued employment and the Company's receipt of performance revenues, within prescribed periods, sufficient to cover the associated equity-based compensation expense.

During the years ended December 31, 2024, 2023 and 2022, the Company recorded equity-based compensation expense on performance-based awards of \$260 million, \$175 million and \$205 million, respectively.

During the years ended December 31, 2024, 2023 and 2022, the Company issued equity awards where the number of shares to be issued is variable based on the achievement of specified performance targets. Compensation expense is recognized over the performance period based upon the probable outcome of the performance condition and the performance-based compensation is classified as a liability, and therefore, the fair value of these awards is remeasured each reporting period. Given the number of shares to be issued in settlement of these awards is not yet known, the tables below exclude the impact of these awards.

In December 2021, the Company awarded one-time grants to the Co-Presidents of AAM of 6.0 million RSUs which vest on a cliff basis subject to continued employment over five years, with 2.0 million of those RSUs also subject to the Company's achievement of certain fee related earnings and spread related earnings per share metrics. During the year ended December 31, 2024, the Company recorded equity-based compensation expense of \$80 million for these one-time grants of which \$56 million is related to service-based awards and \$24 million is related to performance-based awards.

APOLLO GLOBAL MANAGEMENT, INC.
NOTES TO CONSOLIDATED FINANCIAL STATEMENTS

The following table summarizes all RSU activity for the current period:

	Unvested	Weighted Average Grant Date Fair Value	Vested	Total Number of RSUs Outstanding
Balance at January 1, 2024	16,692,903	\$ 62.92	22,067,052	38,759,955
Granted	5,173,971	112.54	23,084	5,197,055
Forfeited	(341,573)	81.10	(172,960)	(514,533)
Vested	(6,890,273)	72.58	6,890,273	—
Issued	—	—	(7,470,317)	(7,470,317)
Balance at December 31, 2024	<u>14,635,028</u>	<u>\$ 70.03</u>	<u>21,337,132</u>	<u>35,972,160</u>

Restricted Stock Awards

During the years ended December 31, 2024, 2023 and 2022, the Company awarded 0.4 million, 0.6 million and 0.5 million restricted stock awards, respectively, from profit sharing arrangements with a grant date fair value of \$52 million, \$41 million and \$36 million, respectively.

During the years ended December 31, 2024, 2023 and 2022, the Company recorded equity-based compensation expense related to restricted stock awards from profit sharing arrangements of \$46 million, \$46 million and \$56 million, respectively. As of December 31, 2024, there was \$52 million of total unrecognized equity-based compensation expense related to unvested restricted stock awards, which is expected to be recognized over a weighted-average term of 2.1 years.

The following table summarizes the restricted stock award activity:

	Unvested	Weighted Average Grant Date Fair Value	Vested	Total Shares of Restricted Stock Outstanding
Balance at January 1, 2024	1,008,498	\$ 66.34	474,922	1,483,420
Granted	401,111	128.70	—	401,111
Forfeited	(1,085)	75.08	—	(1,085)
Vested	(700,723)	69.94	700,723	—
Issued ¹	—	69.94	(700,723)	(700,723)
Balance at December 31, 2024	<u>707,801</u>	<u>\$ 85.48</u>	<u>474,922</u>	<u>1,182,723</u>

¹ Refers to issued shares that became freely transferable in 2024.

16. Equity

Common Stock

Holders of common stock are entitled to participate in dividends from the Company on a pro rata basis.

During the years ended December 31, 2024, 2023 and 2022, the Company issued shares of common stock in settlement of vested RSUs. The Company has generally allowed holders of vested RSUs and exercised share options to settle their tax liabilities by reducing the number of shares of common stock issued to them, which the Company refers to as “net share settlement.” Additionally, the Company has generally allowed holders of share options to settle their exercise price by reducing the number of shares of common stock issued to them at the time of exercise by an amount sufficient to cover the exercise price. The net share settlement results in a liability for the Company and a corresponding adjustment to retained earnings (accumulated deficit).

On January 3, 2022, the Company announced a share repurchase program, pursuant to which, the Company was authorized to repurchase (i) up to an aggregate of \$5 billion of shares of its common stock in order to opportunistically reduce its share count and (ii) up to an aggregate of \$1.0 billion of shares of its common stock in order to offset the dilutive impact of share issuances under its equity incentive plans. On February 21, 2023, the AGM board of directors approved a reallocation of the Company’s share repurchase program, pursuant to which, the Company was authorized to repurchase (i) up to an aggregate of \$1.0 billion of shares of its common stock in order to opportunistically reduce its share count, a decrease of \$0.5 billion of

APOLLO GLOBAL MANAGEMENT, INC.
NOTES TO CONSOLIDATED FINANCIAL STATEMENTS

shares from the previously authorized amount and (ii) up to an aggregate of \$1.5 billion of shares of its common stock in order to offset the dilutive impact of share issuances under its equity incentive plans, an increase of \$0.5 billion of shares from the previously authorized amount.

On February 8, 2024, the AGM board of directors terminated the Company’s prior share repurchase program and approved a new share repurchase program, pursuant to which, the Company is authorized to repurchase up to \$3.0 billion of shares of its common stock to opportunistically reduce the Company’s share count or offset the dilutive impact of share issuances under the Company’s equity incentive plans. Shares of common stock may be repurchased from time to time in open market transactions, in privately negotiated transactions, pursuant to a trading plan adopted in accordance with Rule 10b5-1 of the Exchange Act, or otherwise, as well as through reductions of shares that otherwise would have been issued to participants under the Company’s Equity Plan in order to satisfy associated tax obligations. The repurchase program does not obligate the Company to make any repurchases at any specific time. The program is effective until the aggregate repurchase amount that has been approved by the AGM board of directors has been expended and may be suspended, extended, modified or discontinued at any time.

The table below outlines the share activity for the years ended December 31, 2024, 2023 and 2022 :

	Years ended December 31,		
	2024	2023	2022
Shares of common stock issued in settlement of vested RSUs and options exercised ¹	7,852,512	8,643,520	6,663,694
Shares issued to Apollo Opportunity Foundation ²	—	—	1,724,137
Reduction of shares of common stock issued ³	(2,998,607)	(3,185,680)	(2,896,130)
Shares of common stock purchased related to share issuances and forfeitures ⁴	(150,676)	(162,123)	(219,960)
Issuance of shares of common stock for equity-based awards	4,703,229	5,295,717	5,271,741

¹ The gross value of shares issued was \$868 million, \$626 million and \$420 million for the years ended December 31, 2024, 2023 and 2022, respectively, based on the closing price of the shares of common stock at the time of issuance.

² Shares issued to Apollo Opportunity Foundation in connection with an irrevocable pledge to contribute 1.7 million shares of common stock. The gross value of shares issued for the year ended December 31, 2022 totaled \$103 million.

³ Cash paid for tax liabilities associated with net share settlement was \$338 million, \$259 million and \$185 million for the years ended December 31, 2024, 2023 and 2022, respectively.

⁴ Certain Apollo employees receive a portion of the profit sharing proceeds of certain funds in the form of (a) restricted shares of common stock that they are required to purchase with such proceeds or (b) RSUs, in each case which equity-based awards generally vest over three years. These equity-based awards are granted under the Company’s Equity Plan. To prevent dilution on account of these awards, Apollo may, in its discretion, repurchase shares of common stock on the open market and retire them. During the years ended December 31, 2024, 2023 and 2022, Apollo issued 401,111, 551,333 and 546,766 of such restricted shares and 150,676, 162,123 and 219,960 of such RSUs under the Equity Plan, respectively. During the years ended December 31, 2023 and 2022, Apollo repurchased 713,456 and 766,726 shares of common stock in open-market transactions not pursuant to a publicly-announced repurchase plan or program, respectively. In addition, there were 1,085, 10,880 and 12,883 restricted shares forfeited during the years ended December 31, 2024, 2023 and 2022, respectively.

During the years ended December 31, 2024, 2023 and 2022, 7,845,000, 7,469,544 and 9,974,909 shares of common stock, respectively, were repurchased in open market transactions as part of the publicly announced share repurchase programs discussed above, and such shares were subsequently canceled by the Company. The Company paid \$890 million, \$508 million and \$588 million for these open market share repurchases during the years ended December 31, 2024, 2023 and 2022, respectively.

During the second quarter of 2024, the Company issued 742,742 shares of common stock in settlement of share-based contingent consideration. See note 19 for further information on the contingent consideration.

Mandatory Convertible Preferred Stock

On August 11, 2023, the Company issued 28,750,000 shares, or \$1.4 billion aggregate liquidation preference, of its 6.75% Series A Mandatory Convertible Preferred Stock (the “Mandatory Convertible Preferred Stock”).

Dividends on the Mandatory Convertible Preferred Stock will be payable on a cumulative basis when, as and if declared by the AGM board of directors, or an authorized committee thereof, at an annual rate of 6.75% on the liquidation preference of \$50.00 per share, and may be paid in cash or, subject to certain limitations, in shares of common stock or, subject to certain limitations, any combination of cash and shares of common stock. If declared, dividends on the Mandatory Convertible Preferred Stock will be payable quarterly on January 31, April 30, July 31 and October 31 of each year, commencing on October 31, 2023, and

APOLLO GLOBAL MANAGEMENT, INC.
NOTES TO CONSOLIDATED FINANCIAL STATEMENTS

ending on, and including, July 31, 2026. The first dividend payment on October 31, 2023 was \$0.7500 per share of Mandatory Convertible Preferred Stock, with subsequent quarterly cash dividends expected to be \$0.8438 per share of Mandatory Convertible Preferred Stock.

Unless converted earlier in accordance with its terms, each share of Mandatory Convertible Preferred Stock will automatically convert on the mandatory conversion date, which is expected to be July 31, 2026, into between 0.5056 shares and 0.6067 shares of common stock, in each case, subject to customary anti-dilution adjustments described in the certificate of designations related to the Mandatory Convertible Preferred Stock (the "Certificate of Designations"). The number of shares of common stock issuable upon conversion will be determined based on the average volume weighted average price per share of common stock over the 20 consecutive trading day period beginning on, and including, the 21st scheduled trading day immediately prior to July 31, 2026.

Holders of shares of Mandatory Convertible Preferred Stock have the option to convert all or any portion of their shares of Mandatory Convertible Preferred Stock at any time. The conversion rate applicable to any early conversion may in certain circumstances be increased to compensate holders of the Mandatory Convertible Preferred Stock for certain unpaid accumulated dividends as described in the Certificate of Designations.

If a Fundamental Change, as defined in the Certificate of Designations, occurs on or prior to July 31, 2026, then holders of the Mandatory Convertible Preferred Stock will be entitled to convert all or any portion of their Mandatory Convertible Preferred Stock at the Fundamental Change Conversion Rate for a specified period of time and to also receive an amount to compensate them for certain unpaid accumulated dividends and any remaining future scheduled dividend payments.

The Mandatory Convertible Preferred Stock is not subject to redemption at the Company's option.

During the year ended December 31, 2024, 235 shares of the Mandatory Convertible Preferred Stock were converted at the option of the respective holders. As of December 31, 2024 and December 31, 2023, there were 28,749,765 and 28,750,000 shares of Mandatory Convertible Preferred Stock issued and outstanding, respectively.

Warrants

In 2022, the Company issued warrants in a private placement exercisable for up to 2.5 million shares of common stock at an exercise price of \$2.80 per share. As of December 31, 2024, warrants exercisable for 7.5 million shares of common stock were vested and exercisable. The remaining warrants exercisable for 2.5 million shares of common stock each become exercisable in the first quarter of 2025 and 2026, respectively.

In November 2024, the Company issued warrants in a private placement exercisable for up to 2.9 million shares of common stock at an exercise price of \$173.51 per share. The warrants are exercisable on the issuance date and each of the first, second, third, fourth, fifth and sixth anniversaries thereof. As of December 31, 2024, warrants exercisable for 0.4 million shares of common stock were vested and exercisable. Each warrant, to the extent exercised, will be settled on a "cashless net exercise basis." The warrants will expire on the seventh anniversary of the issuance date, with any vested but unexercised warrants being automatically exercised at such time if the trading price of common stock is above the exercise price.

Donor-Advised Fund

In February 2025, the Company disclosed that it is establishing a new donor-advised fund (the "Apollo DAF") as part of its ongoing commitment to philanthropy. The Company issued 1,213,003 shares of common stock in February 2025 to fund the Apollo DAF.

APOLLO GLOBAL MANAGEMENT, INC.
NOTES TO CONSOLIDATED FINANCIAL STATEMENTS

Dividends and Distributions

Outlined below is information regarding quarterly dividends and distributions (in millions, except per share data).

Dividend Declaration Date	Dividend per Share of Common Stock	Payment Date	Dividend to Common Stockholders	Distribution Equivalents on Participating Securities
February 11, 2022	\$ 0.40	February 28, 2022	\$ 229	\$ 12
May 5, 2022	0.40	May 31, 2022	229	12
August 4, 2022	0.40	August 31, 2022	229	11
November 2, 2022	0.40	November 30, 2022	229	11
Year ended December 31, 2022	<u>\$ 1.60</u>		<u>\$ 916</u>	<u>\$ 46</u>
February 9, 2023	\$ 0.40	February 28, 2023	\$ 229	\$ 12
May 9, 2023	0.43	May 31, 2023	244	12
August 3, 2023	0.43	August 31, 2023	244	12
November 1, 2023	0.43	November 30, 2023	244	15
Year ended December 31, 2023	<u>\$ 1.69</u>		<u>\$ 961</u>	<u>\$ 51</u>
February 8, 2024	\$ 0.43	February 29, 2024	\$ 245	\$ 14
May 2, 2024	0.46	May 31, 2024	263	16
August 1, 2024	0.46	August 30, 2024	262	15
November 5, 2024	0.46	November 29, 2024	262	15
Year ended December 31, 2024	<u>\$ 1.81</u>		<u>\$ 1,032</u>	<u>\$ 60</u>

Accumulated Other Comprehensive Income (Loss)

<i>(In millions)</i>	Unrealized investment gains (losses) on AFS securities without a credit allowance	Unrealized investment gains (losses) on AFS securities with a credit allowance	Unrealized gains (losses) on hedging instruments	Remeasurement gains (losses) on future policy benefits related to discount rate	Remeasurement gains (losses) on market risk benefits related to credit risk	Foreign currency translation and other adjustments	Accumulated other comprehensive income (loss)
Balance at December 31, 2023	\$ (8,675)	\$ (289)	\$ (81)	\$ 3,458	\$ 3	\$ 9	\$ (5,575)
Other comprehensive income (loss) before reclassifications	(1,354)	(5)	(8)	1,425	(149)	(101)	(192)
Less: Reclassification adjustments for gains (losses) realized ¹	(223)	(15)	43	—	—	—	(195)
Less: Income tax expense (benefit)	(219)	3	(8)	287	(31)	(11)	21
Less: Other comprehensive income (loss) attributable to non-controlling interests, net of tax	(413)	2	(5)	361	(12)	(32)	(99)
Balance at December 31, 2024	<u>\$ (9,174)</u>	<u>\$ (284)</u>	<u>\$ (119)</u>	<u>\$ 4,235</u>	<u>\$ (103)</u>	<u>\$ (49)</u>	<u>\$ (5,494)</u>

¹ Recognized in investment related gains (losses) on the consolidated statements of operations.

APOLLO GLOBAL MANAGEMENT, INC.
NOTES TO CONSOLIDATED FINANCIAL STATEMENTS

<i>(In millions)</i>	Unrealized investment gains (losses) on AFS securities without a credit allowance	Unrealized investment gains (losses) on AFS securities with a credit allowance	Unrealized gains (losses) on hedging instruments	Remeasurement gains (losses) on future policy benefits related to discount rate	Remeasurement gains (losses) on market risk benefits related to credit risk	Foreign currency translation and other adjustments	Accumulated other comprehensive income (loss)
Balance at December 31, 2022	\$ (12,568)	\$ (334)	\$ 48	\$ 5,256	\$ 285	\$ (22)	\$ (7,335)
Other comprehensive income (loss) before reclassifications	5,067	51	(117)	(2,236)	(374)	65	2,456
Less: Reclassification adjustments for gains (losses) realized ¹	(163)	(3)	82	—	—	—	(84)
Less: Income tax expense (benefit)	588	6	(51)	38	(78)	10	513
Less: Other comprehensive income (loss) attributable to non-controlling interests, net of subsidiary issuance of equity interest and tax	749	3	(19)	(476)	(14)	24	267
Balance at December 31, 2023	\$ (8,675)	\$ (289)	\$ (81)	\$ 3,458	\$ 3	\$ 9	\$ (5,575)

¹ Recognized in investment related gains (losses) on the consolidated statements of operations.

<i>(In millions)</i>	Unrealized investment gains (losses) on AFS securities without a credit allowance	Unrealized investment gains (losses) on AFS securities with a credit allowance	Unrealized gains (losses) on hedging instruments	Remeasurement gains (losses) on future policy benefits related to discount rate	Remeasurement gains (losses) on market risk benefits related to credit risk	Foreign currency translation and other adjustments	Accumulated other comprehensive income (loss)
Balance at December 31, 2021	\$ (1)	\$ —	\$ (1)	\$ —	\$ —	\$ (3)	\$ (5)
Other comprehensive income (loss) before reclassifications	(17,931)	(463)	71	8,425	366	(58)	(9,590)
Less: Reclassification adjustments for gains (losses) realized ¹	(218)	(18)	67	—	—	—	(169)
Less: Income tax expense (benefit)	(3,154)	(86)	12	1,223	77	(5)	(1,933)
Less: Other comprehensive income (loss) attributable to non-controlling interests, net of tax	(1,992)	(25)	(57)	1,946	4	(34)	(158)
Balance at December 31, 2022	\$ (12,568)	\$ (334)	\$ 48	\$ 5,256	\$ 285	\$ (22)	\$ (7,335)

¹ Recognized in investment related gains (losses) on the consolidated statements of operations.

APOLLO GLOBAL MANAGEMENT, INC.
NOTES TO CONSOLIDATED FINANCIAL STATEMENTS

17. Earnings per Share

The following presents basic and diluted net income (loss) per share of common stock computed using the two-class method:

<i>(In millions, except share and per share amounts)</i>	Basic and Diluted		
	Years ended December 31,		
	2024	2023	2022
Numerator:			
Net income (loss) attributable to common stockholders	\$ 4,480	\$ 5,001	\$ (1,961)
Dividends declared on common stock ¹	(1,032)	(961)	(916)
Dividends on participating securities ²	(60)	(51)	(46)
Earnings allocable to participating securities ³	(91)	(115)	—
Undistributed income (loss) attributable to common stockholders: Basic	3,297	3,874	(2,923)
Dilution effect on distributable income attributable to Mandatory Convertible Preferred Stock	97	46	—
Dilution effect on distributable income attributable to contingent shares	—	(5)	—
Undistributed income (loss) attributable to common stockholders: Diluted	\$ 3,394	\$ 3,915	\$ (2,923)
Denominator:			
Weighted average number of shares of common stock outstanding: Basic	586,069,166	581,380,268	584,691,775
Dilution effect of Mandatory Convertible Preferred Stock	14,530,212	6,440,346	—
Dilution effect of options	1,090,151	994,172	—
Dilution effect of warrants	2,346,463	—	—
Dilution effect of contingent shares	—	31,661	—
Weighted average number of shares of common stock outstanding: Diluted	604,035,992	588,846,447	584,691,775
Net income (loss) per share of common stock: Basic⁴			
Distributed income	\$ 1.82	\$ 1.69	\$ 1.60
Undistributed income (loss)	5.57	6.63	(5.03)
Net income (loss) per share of common stock: Basic	\$ 7.39	\$ 8.32	\$ (3.43)
Net income (loss) per share of common stock: Diluted			
Distributed income	\$ 1.82	\$ 1.69	\$ 1.60
Undistributed income (loss)	5.51	6.59	(5.03)
Net income (loss) per share of common stock: Diluted	\$ 7.33	\$ 8.28	\$ (3.43)

¹ See note 16 for information regarding quarterly dividends.

² Participating securities consist of vested and unvested RSUs that have rights to dividends and unvested restricted shares.

³ No allocation of undistributed losses was made to the participating securities in 2022 as the holders do not have a contractual obligation to share in the losses of the Company with common stockholders.

⁴ For the year ended December 31, 2022, all of the classes of securities were determined to be anti-dilutive.

The Company has granted RSUs that provide the right to receive, subject to vesting during continued employment, shares of common stock pursuant to the Equity Plan.

Any dividend equivalent paid to an employee on RSUs will not be returned to the Company upon forfeiture of the award by the employee. Vested and unvested RSUs that are entitled to non-forfeitable dividend equivalents qualify as participating securities and are included in the Company's basic and diluted earnings per share computations using the two-class method. The holder of an RSU participating security would have a contractual obligation to share in the losses of the entity if the holder is obligated to fund the losses of the issuing entity or if the contractual principal or mandatory redemption amount of the participating security is reduced as a result of losses incurred by the issuing entity. The RSU participating securities do not have a mandatory redemption amount and the holders of the participating securities are not obligated to fund losses; therefore, neither the vested RSUs nor the unvested RSUs are subject to any contractual obligation to share in losses of the Company.

APOLLO GLOBAL MANAGEMENT, INC.
NOTES TO CONSOLIDATED FINANCIAL STATEMENTS

The following table summarizes the anti-dilutive securities:

	Years ended December 31,		
	2024	2023	2022
Weighted average unvested RSUs	14,273,743	15,316,350	13,664,334
Weighted average unexercised options	—	—	2,422,343
Weighted average unexercised warrants	63,388	4,761,918	2,279,452
Weighted average unvested restricted shares	1,327,484	1,688,421	2,114,622
Weighted average contingent shares outstanding	—	—	190,468

18. Related Parties

Asset Management

Due from/ to related parties

Due from/ to related parties includes:

- unpaid management fees, transaction and advisory fees and reimbursable expenses from the funds Apollo manages and their portfolio companies;
- reimbursable payments for certain operating costs incurred by these funds as well as their related parties; and
- other related party amounts arising from transactions, including loans to employees and periodic sales of ownership interests in funds managed by Apollo.

Due from related parties and Due to related parties consisted of the following as of December 31, 2024 and December 31, 2023:

<i>(In millions)</i>	December 31, 2024		December 31, 2023	
Due from Related Parties:				
Due from funds ¹	\$	430	\$	299
Due from portfolio companies		48		40
Due from employees and former employees		106		110
Total Due from Related Parties	\$	584	\$	449
Due to Related Parties:				
Due to Former Managing Partners and Contributing Partners ²	\$	406	\$	661
Due to funds		229		194
Due to portfolio companies		75		15
Total Due to Related Parties	\$	710	\$	870

¹ Includes \$27 million and \$37 million as of December 31, 2024 and December 31, 2023, respectively, related to a receivable from a fund in connection with the Company's sale of a platform investment to such fund. The amount is payable to the Company over five years and is held at fair value.

² Includes \$175 million as of December 31, 2023 related to the AOG Unit Payment, which was payable in equal quarterly installments through December 31, 2024.

Tax Receivable Agreement

All Apollo Operating Group entities have made, or will make, an election under Section 754 of the U.S. Internal Revenue Code ("IRC"). The election results in an increase to the tax basis of underlying assets which will reduce the amount of gain and associated tax that AGM and its subsidiaries will otherwise be required to pay in the future.

The tax receivable agreement ("TRA") provides for payment to the Former Managing Partners and Contributing Partners of 85% of the amount of cash tax savings, if any, in U.S. federal, state, local and foreign income taxes the Company realizes as a result of the increases in tax basis of assets resulting from exchanges of AOG Units for Class A shares that have occurred in prior years. AGM and its subsidiaries retain the benefit of the remaining 15% of actual cash tax savings. If the Company does not make the required annual payment on a timely basis as outlined in the tax receivable agreement, interest is accrued on the balance until the payment date.

APOLLO GLOBAL MANAGEMENT, INC.
NOTES TO CONSOLIDATED FINANCIAL STATEMENTS

Following the closing of the Mergers, as the Former Managing Partners and Contributing Partners no longer own AOG Units, there were no new exchanges subject to the TRA.

AOG Unit Payment

On December 31, 2021, holders of AOG Units (other than Athene and the Company) sold and transferred a portion of such AOG Units to a wholly-owned consolidated subsidiary of the Company, in exchange for an amount equal to \$3.66 multiplied by the total number of AOG Units held by such holders immediately prior to such transaction. The remainder of the AOG Units held by such holders were exchanged for shares of AGM common stock concurrently with the consummation of the Mergers on January 1, 2022.

As of December 31, 2024, the outstanding payable amount due to Former Managing Partners and Contributing Partners was fully paid with no remaining amounts outstanding.

Due from Employees and Former Employees

As of December 31, 2024 and December 31, 2023, due from related parties includes various amounts due to Apollo, including employee loans and return of profit-sharing distributions. As of December 31, 2024 and December 31, 2023, the balance includes interest-bearing employee loans receivable of \$4 million and \$3 million, respectively. The outstanding principal amount of the loans as well as all accrued and unpaid interest is required to be repaid on a specified date, either during the relevant employee's tenure or at the date of the relevant employee's resignation, in accordance with the contractual terms of each respective loan arrangement.

The receivable from certain employees and former employees includes an amount for the potential return of profit-sharing distributions that would be due if certain funds were liquidated of \$94 million and \$99 million at December 31, 2024 and December 31, 2023, respectively.

Indemnity

Certain of the performance revenues Apollo earns from funds may be subject to repayment by its subsidiaries that are general partners of the funds in the event that certain specified return thresholds are not ultimately achieved. The Former Managing Partners, Contributing Partners and certain other investment professionals have personally guaranteed, subject to certain limitations, the obligations of these subsidiaries in respect of this obligation. Such guarantees are several and not joint and are limited to a particular individual's distributions. Apollo has agreed to indemnify each of the Former Managing Partners and certain Contributing Partners against all amounts that they pay pursuant to any of these personal guarantees in favor of certain funds that it manages (including costs and expenses related to investigating the basis for or objecting to any claims made in respect of the guarantees) for all interests that the Former Managing Partners and Contributing Partners contributed or sold to the Apollo Operating Group.

Apollo recorded an indemnification liability of \$0.4 million and \$0.3 million as of December 31, 2024 and December 31, 2023, respectively.

Due to Related Parties

Based upon an assumed liquidation of certain of the funds Apollo manages, it has recorded a general partner obligation to return previously distributed performance allocations, which represents amounts due to certain funds. The obligation is recognized based upon an assumed liquidation of a fund's net assets as of the reporting date. The actual determination and any required payment would not take place until the final disposition of a fund's investments based on the contractual termination of the fund or as otherwise set forth in the respective governing document of the fund.

Apollo recorded general partner obligations to return previously distributed performance allocations related to certain funds of \$213 million and \$174 million as of December 31, 2024 and December 31, 2023, respectively.

Athora

Apollo, through ISGI, provides investment advisory services to certain portfolio companies of funds managed by Apollo and Athora, a strategic liabilities platform that acquires or reinsures blocks of insurance business in the German and broader

APOLLO GLOBAL MANAGEMENT, INC.
NOTES TO CONSOLIDATED FINANCIAL STATEMENTS

European life insurance market (collectively, the “Athora Accounts”). AAM and its subsidiaries had equity commitments outstanding to Athora of up to \$331 million as of December 31, 2024, subject to certain conditions.

Athora Sub-Advised

Apollo provides sub-advisory services with respect to a portion of the assets in certain portfolio companies of funds managed by Apollo and the Athora Accounts. Apollo broadly refers to “Athora Sub-Advised” assets as those assets in the Athora Accounts which Apollo explicitly sub-advises as well as those assets in the Athora Accounts which are invested directly in funds and investment vehicles Apollo manages.

Apollo earns a base management fee on the aggregate market value of substantially all of the investment accounts of or relating to Athora and also a sub-advisory fee on the Athora Sub-Advised assets, which varies depending on the specific asset class.

See “—Athora” in the Retirement Services section below for further details on Athene’s relationship with Athora.

Regulated Entities and Affiliated Service Providers

Apollo Global Securities, LLC (“AGS”) is a registered broker-dealer with the SEC and is a member of the Financial Industry Regulatory Authority, subject to the minimum net capital requirements of the SEC. AGS was in compliance with these requirements as of December 31, 2024. From time to time AGS, as well as other Apollo affiliates, provide services to related parties of Apollo, including Apollo funds and their portfolio companies, whereby the Company or its affiliates earn fees for providing such services.

Griffin Capital Securities, LLC (“GCS”) is a registered broker-dealer with the SEC and is a member of the Financial Industry Regulatory Authority, subject to the minimum net capital requirements of the SEC. GCS was in compliance with these requirements as of December 31, 2024.

MidCap Financial

During the second quarter of 2023, the Company modified a performance allocation arrangement with MidCap Financial which included a reversal of unrealized performance allocations of \$124 million. This resulted in a modification to the calculation of performance allocations beginning in June 2023 to be based solely on net income.

Investment in SPACs

Apollo previously sponsored and consolidated SPACs, as described below.

In October 2020, APSG I, a SPAC sponsored by Apollo, completed an IPO, ultimately raising total gross proceeds of \$817 million. APSG Sponsor, L.P., a subsidiary of Apollo, held Class B ordinary shares of APSG I, and consolidated it as a VIE. In May 2022, APSG I completed a business combination with American Express Global Business Travel. As a result of the business combination, Apollo no longer consolidates APSG I as a VIE. The deconsolidation resulted in an unrealized gain of \$ 162 million, which includes \$82 million of unrealized gains related to previously held Class B ordinary shares, which converted to Class A ordinary shares of the newly merged entity, presented in net gains from investment activities within Other income (loss) - Asset Management in the consolidated statements of operations for the year ended December 31, 2022. Apollo continues to hold a non-controlling interest in the merged entity at fair value, elected under the fair value option, which is primarily presented within Investments (Asset Management) in the consolidated statements of financial condition.

On February 12, 2021, APSG II, a SPAC sponsored by Apollo, completed an IPO, raising total gross proceeds of \$690 million. APSG Sponsor II, L.P., a subsidiary of Apollo, held Class B ordinary shares of APSG II, and consolidated APSG II as a VIE. In May 2023, APSG II amended its articles of association to extend the completion window for an initial business combination until February 12, 2024. Also in May 2023, shareholders holding an aggregate of 51,089,882 of APSG II’s Class A ordinary shares exercised their right to redeem their shares. The remaining 17,910,118 Class A ordinary shares were liquidated in November 2023. As a result, in the fourth quarter of 2023, the Company recognized a loss of \$31 million.

On July 13, 2021, Acropolis Infrastructure Acquisition Corp. (“Acropolis”), a SPAC sponsored by Apollo, completed an IPO, ultimately raising total gross proceeds of \$345 million. Acropolis Infrastructure Acquisition Sponsor, L.P., a subsidiary of Apollo, held Class B common stock of Acropolis, and consolidated Acropolis as a VIE. In June 2023, Acropolis amended its

APOLLO GLOBAL MANAGEMENT, INC.
NOTES TO CONSOLIDATED FINANCIAL STATEMENTS

certificate of incorporation to extend the completion window for an initial business combination until July 13, 2024. Also in June 2023, shareholders holding an aggregate of 26,499,201 shares of Acropolis' Class A common stock exercised their right to redeem their shares. The remaining 8,000,799 shares of Class A common stock were liquidated in December 2023. As a result, in the fourth quarter of 2023, the Company recognized a loss of \$9 million.

The tables below present the financial information of these previously consolidated SPACs in the aggregate.

<i>(In millions)</i>	Years ended December 31,	
	2023	2022
Expenses:		
General, administrative and other	\$ 3	\$ 8
Total Expenses	3	8
Other Income (Loss):		
Net gains (losses) from investment activities	(15)	20
Interest income	27	13
Total Other Income (Loss)	12	33
Income (loss) before income tax provision	9	25
Income tax provision	(2)	(1)
Net Income (Loss)	7	24
Net income attributable to non-controlling interests	(41)	—
Net Income (Loss) Attributable to Apollo Global Management, Inc.	(34)	24

Retirement Services

AAA

Athene consolidates AAA as a VIE and AAA holds the majority of Athene's alternative investment portfolio. Apollo established AAA to provide a single vehicle through which investors may participate in a portfolio of alternative investments, including those managed by Apollo. Additionally, the Company believes AAA enhances its ability to increase alternative assets under management by raising capital from third parties, which allows it to achieve greater scale and diversification for alternatives. During the third quarter of 2024, AAA underwent a restructuring which resulted in a change in consolidation that reduced Athene's non-controlling interests by \$ 1.1 billion and does not represent a withdrawal from AAA.

Athora

Athene has a cooperation agreement with Athora, pursuant to which, among other things, (1) for a period of 30 days from the receipt of notice of a cession, Athene has the right of first refusal to reinsure (i) up to 50% of the liabilities ceded from Athora's reinsurance subsidiaries to Athora Life Re Ltd. and (ii) up to 20% of the liabilities ceded from a third party to any of Athora's insurance subsidiaries, subject to a limitation in the aggregate of 20% of Athora's liabilities, (2) Athora agreed to cause its insurance subsidiaries to consider the purchase of certain funding agreements and/or other spread instruments issued by Athene's insurance subsidiaries, subject to a limitation that the fair market value of such funding agreements purchased by any of Athora's insurance subsidiaries may generally not exceed 3% of the fair market value of such subsidiary's total assets, and (3) Athene provides Athora with a right of first refusal to pursue acquisition and reinsurance transactions in Europe (other than the U.K.). Notwithstanding the foregoing, pursuant to the cooperation agreement, Athora is only required to use its reasonable best efforts to cause its subsidiaries to adhere to the provisions set forth in the cooperation agreement and therefore Athora's ability to cause its subsidiaries to act pursuant to the cooperation agreement may be limited by, among other things, legal prohibitions or the inability to obtain the approval of the board of directors or other applicable governing body of the applicable subsidiary, which approval is solely at the discretion of such governing body. As of December 31, 2024, Athene had not exercised its right of first refusal to reinsure liabilities ceded to Athora's insurance or reinsurance subsidiaries.

APOLLO GLOBAL MANAGEMENT, INC.
NOTES TO CONSOLIDATED FINANCIAL STATEMENTS

The following table summarizes Athene's investments in Athora:

<i>(In millions)</i>	December 31, 2024	December 31, 2023
Investment fund	\$ 1,033	\$ 1,082
Non-redeemable preferred equity and corporate debt securities	277	249
Total investment in Athora	\$ 1,310	\$ 1,331

Additionally, as of December 31, 2024 and 2023, Athene had \$57 million and \$61 million, respectively, of funding agreements outstanding to Athora. Athene also has commitments to make additional investments in Athora of \$502 million as of December 31, 2024.

Atlas

Athene has an equity investment in Atlas, an asset-backed specialty lender, through its investment in AAA and, as of December 31, 2024 and 2023, Athene held \$3.2 billion and \$1.0 billion, respectively, of AFS securities issued by Atlas. Athene also held \$724 million and \$921 million of reverse repurchase agreements issued by Atlas as of December 31, 2024 and December 31, 2023, respectively. As of December 31, 2024, Athene has commitments to make additional investments in Atlas of \$ 3.0 billion. Additionally, see note 19 for further information on assurance letters issued in support of Atlas.

Catalina

Athene has an investment in Apollo Rose II (B) ("Apollo Rose"). Apollo Rose holds common and preferred equity interests in Catalina. During the third quarter of 2024, Athene distributed \$141 million of its investment in Apollo Rose representing Catalina common equity interests, which is subsequently held by an asset management subsidiary of AGM.

Athene has a strategic modco reinsurance agreement with Catalina to cede certain inforce funding agreements. Athene elected the fair value option on this agreement and had a liability of \$221 million and \$330 million as of December 31, 2024 and 2023, respectively, which is included in other liabilities on the consolidated statements of financial condition. During the first quarter of 2024, Athene entered into a modco reinsurance agreement with Catalina to cede a quota share of retail deferred annuity products. As of December 31, 2024, Athene had a reinsurance recoverable balance of \$4.3 billion related to this agreement.

Skyline

Athene has investments in Skyline Aviation Holdings, LP ("Skyline"), a leading aviation finance group focused on aviation lending and leasing, both directly through notes issued by PK AirFinance, a subsidiary of Skyline, and indirectly through AAA, as Athene contributed certain of its investments in PK AirFinance to AAA during the second quarter of 2022. As of December 31, 2024 and 2023, Athene held \$ 1.6 billion and \$1.6 billion, respectively, of Skyline senior notes, which are included in investments in related parties on the consolidated statements of financial condition. Athene has commitments to make additional investments in Skyline of \$40 million as of December 31, 2024.

Venerable

VA Capital Company LLC ("VA Capital") is owned by a consortium of investors, led by affiliates of Apollo, Crestview Partners III Management, LLC and Reverence Capital Partners L.P., and is the parent of Venerable. Athene has a minority equity investment in VA Capital, which was \$ 178 million and \$181 million as of December 31, 2024 and 2023, respectively, that is included in investments in related parties on the consolidated statements of financial condition and accounted for as an equity method investment. Additionally, during the year ended December 31, 2024, Athene purchased an interest in AP Violet ATH Holdings, LP from Athora. Athene consolidated AP Violet ATH Holdings, L.P. as of December 31, 2024 and its investment of \$106 million primarily represents an interest in VA Capital.

Athene also has coinsurance and modco agreements with VIAC, which is a subsidiary of Venerable. VIAC is a related party due to Athene's investment in VA Capital. Effective July 1, 2023, VIAC recaptured \$2.7 billion of reserves, which represents a portion of their business that was subject to those coinsurance and modco agreements. Athene recognized a gain of \$555 million, which is included in other revenues on the consolidated statements of operations, in the third quarter of 2023 as a result of the settlement of the recapture agreement. As a result of Athene's intent to transfer the assets supporting this business to

APOLLO GLOBAL MANAGEMENT, INC.
NOTES TO CONSOLIDATED FINANCIAL STATEMENTS

VIAC in connection with the recapture, Athene was required by U.S. GAAP to recognize the unrealized losses on these assets of \$104 million as intent-to-sell impairments in the second quarter of 2023.

Additionally, Athene has term loans receivable from Venerable due in 2033, which are included in investments in related parties on the consolidated statements of financial condition. The loans are held at fair value and were \$331 million and \$343 million as of December 31, 2024 and 2023, respectively. While management viewed the overall transactions with Venerable as favorable to Athene, the stated interest rate of 6.257% on the initial term loan to Venerable represented a below-market interest rate, and management considered such rate as part of its evaluation and pricing of the reinsurance transactions.

Wheels

Athene invests in Wheels indirectly through its investment in AAA. As of December 31, 2024 and 2023, Athene also owned \$1.0 billion and \$1.0 billion, respectively, of AFS securities issued by Wheels, which are included in investments in related parties on the consolidated statements of financial condition. Athene also has commitments to make additional investments in Wheels of \$100 million as of December 31, 2024.

Apollo/Athene Dedicated Investment Programs

Athene's subsidiary, ACRA 1 is partially owned by ADIP I, a series of funds managed by Apollo. Athene's subsidiary, ALRe, currently directly holds 37% of the economic interests in ACRA 1 and all of ACRA 1's voting interests, with ADIP I holding the remaining 63% of the economic interests. ACRA 2 is partially owned by ADIP II, a fund managed by Apollo. ADIP II owns 63% of the economic interests in ACRA 2, with ALRe directly owning the remaining 37% of the economic interests. ALRe holds all of ACRA 2's voting interests.

Athene received capital contributions and paid distributions relating to ACRA of the following:

<i>(In millions)</i>	Years ended December 31,		
	2024	2023	2022
Contributions from ADIP	\$ 954	\$ 996	\$ 1,047
Distributions to ADIP	(920)	(539)	(63)

During the fourth quarter of 2024, Athene purchased investments in ADIP I and ADIP II. As of December 31, 2024, Athene held investments in ADIP of \$238 million, which are accounted for as equity method investments and included investments in related parties on the consolidated statements of financial condition. As of December 31, 2024, Athene has commitments to make additional investments in ADIP of \$324 million.

19. Commitments and Contingencies

Investment Commitments

The Company has unfunded capital commitments of \$564 million as of December 31, 2024 related to the funds it manages. Separately, Athene had commitments to make investments, inclusive of related party commitments discussed previously and those of its consolidated VIEs, of \$24.0 billion as of December 31, 2024. Athene's commitments primarily include capital contributions to investment funds and mortgage loan commitments. The Company expects most of the current commitments will be invested over the next five years; however, these commitments could become due any time upon counterparty request.

Contingent Obligations

Performance allocations with respect to certain funds are subject to reversal in the event of future losses to the extent of the cumulative revenues recognized in income to date. If all of the existing investments became worthless, the amount of cumulative revenues that have been recognized by Apollo through December 31, 2024 and that could be reversed approximates \$5.5 billion. Performance allocations are affected by changes in the fair values of the underlying investments in the funds that Apollo manages. Valuations, on an unrealized basis, can be significantly affected by a variety of external factors including, but not limited to, bond yields and industry trading multiples. Movements in these items can affect valuations quarter to quarter even if the underlying business fundamentals remain stable. Management views the possibility of all of the investments becoming worthless as remote.

APOLLO GLOBAL MANAGEMENT, INC.
NOTES TO CONSOLIDATED FINANCIAL STATEMENTS

Additionally, at the end of the life of certain funds, Apollo may be obligated as general partner, to repay the funds' performance allocations received in excess of what was ultimately earned. This obligation amount, if any, will depend on final realized values of investments at the end of the life of each fund or as otherwise set forth in the partnership agreement of the fund.

Certain funds may not generate performance allocations as a result of unrealized and realized losses that are recognized in the current and prior reporting periods. In certain cases, performance allocations will not be generated until additional unrealized and realized gains occur. Any appreciation would first cover the deductions for invested capital, unreturned organizational expenses, operating expenses, management fees and priority returns based on the terms of the respective fund agreements.

One of Apollo's subsidiaries, AGS, provides underwriting commitments in connection with securities offerings of related parties of Apollo, including portfolio companies of the funds Apollo manages, as well as third parties. As of December 31, 2024, there were no open underwriting commitments.

The Company, along with a third-party institutional investor, has committed to provide financing to a consolidated VIE that invests across Apollo's capital markets platform (such VIE, the "Apollo Capital Markets Partnership"). Pursuant to these arrangements, the Company has committed equity financing to the Apollo Capital Markets Partnership. The Apollo Capital Markets Partnership also has a revolving credit facility with Sumitomo Mitsui Banking Corporation, as lead arranger, administrative agent and letter of credit issuer, Mizuho Bank Ltd., and other lenders party thereto, pursuant to which it may borrow up to \$2.5 billion. The revolving credit facility, which has a final maturity date of April 1, 2025, is non-recourse to the Company, except that the Company provided customary comfort letters with respect to its capital contributions to the Apollo Capital Markets Partnership. As of December 31, 2024, the Apollo Capital Markets Partnership had funded commitments of \$ 1.2 billion, on a net basis, to transactions across Apollo's capital markets platform, all of which were funded through the revolving credit facility and other asset-based financing. No capital had been funded by the Company to the Apollo Capital Markets Partnership pursuant to its commitment.

Whether the commitments of the Apollo Capital Markets Partnership are actually funded, in whole or in part, depends on the contractual terms of such commitments, including the satisfaction or waiver of any conditions to closing or funding. It is expected that between the time the Apollo Capital Markets Partnership makes a commitment and funding of such commitment, efforts will be made to syndicate such commitment to, among others, third parties, which should reduce its risk when committing to certain transactions. The Apollo Capital Markets Partnership may also, with respect to a particular transaction, enter into other arrangements with third parties which reduce its commitment risk.

In connection with the acquisition of Stone Tower in 2012, Apollo agreed to pay its former owners a specified percentage of future performance revenues earned from certain of its funds, CLOs, and strategic investment accounts. This obligation was determined based on the present value of estimated future performance revenue payments and is recorded in other liabilities. The fair value of the remaining contingent obligation was \$67 million and \$67 million as of December 31, 2024 and December 31, 2023, respectively. This contingent consideration obligation is remeasured to fair value at each reporting period until the obligations are satisfied. The changes in the fair value of the Stone Tower contingent consideration obligation is reflected in profit sharing expense within compensation and benefits in the consolidated statements of operations.

In connection with the acquisition of Griffin Capital's U.S. asset management business on May 3, 2022, Apollo agreed to pay its former owners certain share-based consideration contingent on specified AUM and capital raising thresholds. This obligation was determined based on the present value of estimated future performance relative to such thresholds and is recorded in other liabilities.

As of December 31, 2023, the fair value of the remaining contingent obligation was \$26 million. During the second quarter of 2024, the specified capital raise thresholds were achieved and the Company issued 742,742 shares of common stock to settle the share-based consideration obligation to Griffin Capital's former owners. As of December 31, 2024, the remaining contingent obligation based on the specified AUM threshold was not met and the contingent obligation expired without satisfaction, therefore, there is no remaining contingent obligation outstanding. The Company recorded a loss of \$58 million related to these contingent obligations in 2024. The changes in the fair value of the Griffin Capital contingent consideration obligation were reflected in other income (loss) in the consolidated statements of income through December 31, 2024.

APOLLO GLOBAL MANAGEMENT, INC.
NOTES TO CONSOLIDATED FINANCIAL STATEMENTS

Funding Agreements

Athene is a member of the Federal Home Loan Bank of Des Moines (“FHLB”) and, through its membership, has issued funding agreements to the FHLB in exchange for cash advances. As of December 31, 2024 and 2023, Athene had \$ 15.6 billion and \$6.5 billion, respectively, of FHLB funding agreements outstanding. Athene is required to provide collateral in excess of the funding agreement amounts outstanding, considering any discounts to the securities posted and prepayment penalties.

Athene has a funding agreement backed notes (“FABN”) program, which allows Athene Global Funding, a special purpose, unaffiliated statutory trust, to offer its senior secured medium-term notes. Athene Global Funding uses the net proceeds from each sale to purchase one or more funding agreements from Athene. As of December 31, 2024 and 2023, Athene had \$24.1 billion and \$19.9 billion, respectively, of FABN funding agreements outstanding. Athene had \$ 10.2 billion of board-authorized FABN capacity remaining as of December 31, 2024.

Athene also issues secured and other funding agreements. Secured funding agreements involve special-purpose, unaffiliated entities entering into repurchase agreements with a third party, the proceeds of which are used by the special-purpose entities to purchase funding agreements from Athene. As of December 31, 2024 and 2023, Athene had \$ 14.8 billion and \$6.0 billion, respectively, of secured and other funding agreements outstanding.

Pledged Assets and Funds in Trust (Restricted Assets)

Athene’s total restricted assets included on the consolidated statements of financial condition are as follows:

<i>(In millions)</i>	December 31, 2024	December 31, 2023
AFS securities	\$ 46,337	\$ 32,458
Trading securities	1,665	139
Equity securities	286	80
Mortgage loans	27,883	14,257
Investment funds	777	409
Derivative assets	91	73
Short-term investments	2	153
Other investments	1,507	313
Restricted cash and cash equivalents	953	1,761
Total restricted assets	<u>\$ 79,501</u>	<u>\$ 49,643</u>

The restricted assets are primarily related to reinsurance trusts established in accordance with coinsurance agreements and the FHLB and secured funding agreements described above.

Letters of Credit

Athene has undrawn letters of credit totaling \$1.3 billion as of December 31, 2024. These letters of credit were issued for Athene’s reinsurance program and have expirations through May 22, 2028.

Atlas

In connection with the Company and CS’s previously announced transaction, whereby Atlas acquired certain assets of the CS Securitized Products Group, two subsidiaries of the Company have each issued an assurance letter to CS to guarantee the full five year deferred purchase obligation of Atlas in the amount of \$3.3 billion. In March 2024, in connection with Atlas concluding its investment management agreement with CS, the deferred purchase obligation amount was reduced to \$2.5 billion. In addition, certain strategic investors have made equity commitments to Atlas which therefore obligates these investors for a portion of the deferred purchase obligation. The Company’s guarantee is not probable of payment, therefore, there is no liability on the Company’s consolidated financial statements.

APOLLO GLOBAL MANAGEMENT, INC.
NOTES TO CONSOLIDATED FINANCIAL STATEMENTS

Litigation and Regulatory Matters

The Company is party to various legal actions arising from time to time in the ordinary course of business, including claims and lawsuits, arbitrations, reviews, investigations or proceedings by governmental and self-regulatory agencies regarding the Company's business.

On December 21, 2017, several entities referred to collectively as "Harbinger" commenced an action in New York Supreme Court captioned *Harbinger Capital Partners II LP et al. v. Apollo Global Management LLC, et al.* (No. 657515/2017). The complaint named as defendants AAM, and funds managed by Apollo that invested in SkyTerra Communications, Inc. ("SkyTerra"), among others. The complaint alleged that during the period of Harbinger's various equity and debt investments in SkyTerra from 2004 to 2010, the defendants concealed from Harbinger material defects in SkyTerra technology. The complaint further alleged that Harbinger would not have made investments in SkyTerra totaling approximately \$1.9 billion had it known of the defects, and that the public disclosure of these defects ultimately led to SkyTerra filing for bankruptcy in 2012 (after it had been renamed LightSquared). The complaint sought \$1.9 billion in damages, as well as punitive damages, interest, costs, and fees. On June 12, 2019, Harbinger voluntarily discontinued the state action without prejudice. On June 8, 2020, Harbinger refiled its litigation in New York Supreme Court, captioned *Harbinger Capital Partners II, LP et al. v. Apollo Global Management, LLC et al.* (No. 652342/2020). The complaint added eight new defendants and three new claims relating to Harbinger's contention that the new defendants induced Harbinger to buy CCTV One Four Holdings, LLC ("CCTV") to support SkyTerra's network even though they allegedly knew that the network had material defects. On November 23, 2020, Defendants refiled a bankruptcy motion, and on November 24, 2020, filed in the state court a motion to stay the state court proceedings pending a ruling by the bankruptcy court on the bankruptcy motion. On February 1, 2021, the bankruptcy court denied the bankruptcy motion. Defendants filed their motions to dismiss the New York Supreme Court action on March 31, 2021, which were granted in part and denied in part on May 23, 2023. The court granted in full the Defendants' motion to dismiss Harbinger's complaint as time-barred and denied as moot the Defendants' motion to dismiss the complaint for failure to state a claim. Plaintiffs have appealed the court's decision. Apollo believes the claims in this action are without merit. No reasonable estimate of possible loss, if any, can be made at this time.

In March 2020, Frank Funds, which claims to be a former shareholder of MPM Holdings, Inc. ("MPM"), commenced an action in the Delaware Court of Chancery, captioned *Frank Funds v. Apollo Global Management, Inc., et al.*, C.A. No. 2020-0130, against AAM, certain former MPM directors (including three Apollo officers and employees), and members of the consortium that acquired MPM in a May 2019 merger. The complaint asserted, on behalf of a putative class of former MPM shareholders, a claim against Apollo for breach of its fiduciary duties as MPM's alleged controlling shareholder in connection with the May 2019 merger. Frank Funds seeks unspecified compensatory damages. On July 23, 2019, a group of former MPM shareholders filed an appraisal petition in Delaware Chancery Court seeking the fair value of their MPM shares that were purchased through MPM's May 15, 2019 merger, in an action captioned *In re Appraisal of MPM Holdings, Inc.*, C.A. No. 2019-0519 (Del. Ch.). On June 3, 2020, petitioners moved for leave to file a verified amended appraisal petition and class-action complaint that included claims for breach of fiduciary duty and/or aiding and abetting breaches of fiduciary duty against AAM, the Apollo-affiliated fund that owned MPM's shares before the merger, certain former MPM directors (including three Apollo employees), and members of the consortium that acquired MPM, based on alleged actions related to the May 2019 merger. The petitioners also sought to consolidate their appraisal proceeding with the Frank Funds action. On November 13, 2020, the Chancery Court granted the parties' stipulated order to consolidate the two matters, and on December 21, 2020, the Chancery Court granted petitioners' motion for leave to file the proposed amended complaint. This new consolidated action is captioned *In Re MPM Holdings Inc. Appraisal and Stockholder Litigation*, C.A. No. 2019-0519 (Del. Ch.). On November 17, 2023, Plaintiff and Defendants filed a stipulation of settlement with the Chancery Court. On February 23, 2024, the Chancery Court held a hearing on the proposed settlement, which is now pending Court approval.

On August 4, 2020, a putative class action complaint was filed in the United States District Court for the District of Nevada against PlayAGS Inc. ("PlayAGS"), all of the members of PlayAGS's board of directors (including three directors who are affiliated with Apollo), certain underwriters of PlayAGS (including Apollo Global Securities, LLC), as well as AAM, Apollo Investment Fund VIII, L.P., Apollo Gaming Holdings, L.P., and Apollo Gaming Voteco, LLC (these last four parties, together, the "Apollo Defendants"). The complaint asserted claims against all defendants arising under the Securities Act of 1933 in connection with certain secondary offerings of PlayAGS stock conducted in August 2018 and March 2019, alleging that the registration statements issued in connection with those offerings did not fully disclose certain business challenges facing PlayAGS. The complaint further asserted a control person claim under Section 20(a) of the Exchange Act against the Apollo Defendants and the director defendants (including the directors affiliated with Apollo), alleging such defendants were responsible for certain misstatements and omissions by PlayAGS about its business. On December 2, 2022, the Court dismissed all claims against the underwriters (including Apollo Global Securities, LLC) and the Apollo Defendants, but allowed a claim

APOLLO GLOBAL MANAGEMENT, INC.
NOTES TO CONSOLIDATED FINANCIAL STATEMENTS

against PlayAGS and two of PlayAGS's executives to proceed. On February 13, 2024, the Court dismissed the entire case against all defendants, with prejudice, and instructed the clerk of the court to close the case. On March 14, 2024, plaintiffs filed a notice of appeal, which is now fully briefed. Apollo believes the claims in this action are without merit. No reasonable estimate of possible loss, if any, can be made at this time.

On August 17, 2023, a purported stockholder of AGM filed a shareholder derivative complaint (the "Original Complaint") in the Court of Chancery of the State of Delaware against current AGM directors Marc Rowan, Scott Kleinman, James Zelter, Alvin Krongard, Michael Ducey, and Pauline Richards, Apollo Former Managing Partners Leon Black and Joshua Harris, and, as a nominal defendant, AGM. The action is captioned *Anguilla Social Security Board vs. Black et al.*, C.A. No. 2023-0846-JTL and challenges the \$570 million payments being made to the Former Managing Partners and Contributing Partners in connection with the elimination of the Up-C structure that was in place prior to Apollo's merger with Athene. As previously disclosed in Apollo's SEC filings, this purported stockholder previously had sought and received documents relating to the transaction pursuant to Section 220 of the Delaware General Corporation Law. The Original Complaint alleged that the challenged payments amount to corporate waste, that the Former Managing Partners and Contributing Partners received payments in connection with the Corporate Recapitalization that exceed fair value and therefore breached their fiduciary duties, and that the independent conflicts committee of the AAM board of directors (which then consisted of Mr. Krongard, Mr. Ducey, and Ms. Richards) that negotiated the elimination of the TRA breached their fiduciary duties. The Original Complaint alleged that pre-suit demand was futile because a majority of AGM's board is either not independent from the Former Managing Partners or face a substantial likelihood of liability in light of the challenges to the transaction. The Original Complaint sought, among other things, declaratory relief, unspecified monetary damages, interest, restitution, disgorgement, injunctive relief, costs, and attorneys' fees. On November 16, 2023, the defendants moved to dismiss the Original Complaint on the basis that, among other things, the plaintiff failed to make a pre-suit demand on the Apollo board of directors. On February 9, 2024, the plaintiff filed an amended complaint (the "Amended Complaint") that adds new factual allegations but names the same defendants, asserts the same causes of action, and seeks the same relief as the Original Complaint. The Amended Complaint alleges that pre-suit demand was futile for the same reasons alleged in the Original Complaint. On April 25, 2024, the defendants moved to dismiss the Amended Complaint. On September 20, 2024, the Court of Chancery denied the defendants' motion to dismiss. AGM and the defendants filed answers to the Amended Complaint on November 25, 2024. On October 28, 2024, the AGM board of directors adopted resolutions forming a Special Litigation Committee (the "SLC") comprising directors whom the board determined to be independent and disinterested. The AGM board of directors delegated to the SLC, among other things, the full and exclusive power and authority of the board to investigate, review and evaluate the facts and circumstances asserted in the litigation and determine whether pursuing the litigation is in the best interests of AGM and its stockholders. Pursuant to an order of the court, all proceedings in the litigation are stayed until May 8, 2025, to allow the SLC to complete its investigation. No reasonable estimate of possible loss, if any, can be made at this time.

On March 14, 2024, a purported stockholder of AGM filed a class action complaint in the Court of Chancery of the State of Delaware against AGM. The complaint alleges, among other things, that certain provisions of the stockholders agreement, entered into on January 1, 2022 between AGM and the Former Managing Partners, violate Delaware law. Apollo believes the claims in this action are without merit. On July 11, 2024, defendants moved to dismiss. On August 7, 2024, the court entered an order staying the motion to dismiss pending the resolution of the appeal of the decision in *West Palm Beach Firefighters' Pension Fund v. Moelis & Co.*, 311 A.3d 809 (Del. Ch. 2024). No reasonable estimate of possible loss, if any, can be made at this time.

As previously disclosed, certain of Apollo's investment adviser subsidiaries received a request for information and documents from the SEC in connection with an industry sweep concerning compliance with record retention requirements relating to business communications sent or received via electronic messaging channels. Apollo reached a settlement with the SEC in January 2025 to resolve this matter, paying a civil monetary penalty of \$8.5 million, reflected in general, administrative and other in the consolidated statement of operations for the year ended December 31, 2024. As the SEC acknowledged, before the investigation started, Apollo pursued and began implementing technological solutions to permit its personnel to send and receive text messages and chats in a compliant manner.

Guaranty Association Assessments

Guaranty associations may subject member insurers, including Athene, to assessments that require the insurers to pay funds to cover contractual obligations under insurance policies issued by insurance companies that become impaired or insolvent. The assessments are based on an insurer's proportionate share of premiums written in that state during a specified one-year or three-year period for lines of business in which the impaired or insolvent insurer engaged, subject to prescribed limits. On December 30, 2022, the North Carolina Wake County Superior Court entered an Order of Liquidation (the "Liquidation

APOLLO GLOBAL MANAGEMENT, INC.
NOTES TO CONSOLIDATED FINANCIAL STATEMENTS

Order”) against Bankers Life Insurance Company (“BLIC”) and Colorado Bankers Life Insurance Company (“CBLIC”), which was affirmed by the North Carolina Court of Appeals on March 5, 2024. On April 9, 2024, GBIG Holdings, LLC (“GBIG”), the sole shareholder of BLIC and CBLIC, filed a Petition for Discretionary Review requesting the North Carolina Supreme Court review the decision by the North Carolina Court of Appeals to affirm the Liquidation Order. On July 11, 2024, GBIG filed a Motion to Withdraw its Petition for Discretionary Review. Athene is not a party to this litigation. The North Carolina Supreme Court granted the Motion to Withdraw on August 23, 2024, which made the Liquidation Order effective on November 30, 2024. Guaranty associations began levying assessments and we expect those assessments to continue for the foreseeable future. During the year ended December 31, 2024, Athene recorded guaranty association expenses related to the BLIC and CBLIC insolvencies of \$152 million, which is net of \$11 million that Athene expects to recover through future premium tax credits. As of December 31, 2024, the consolidated statements of financial condition include a liability of \$18 million based on the current best estimate of assessments Athene expects to receive related to these insolvencies. The actual amount of assessments levied against Athene in connection with the BLIC and CBLIC insolvencies may vary from this estimate.

20. Statutory Requirements

Athene’s insurance and reinsurance subsidiaries are subject to insurance laws and regulations in the jurisdictions in which they operate, including Bermuda and the U.S. Certain regulations include restrictions that limit the dividends or other distributions, such as loans or cash advances, available to stockholders without prior approval of the insurance regulatory authorities. The differences between financial statements prepared for insurance regulatory authorities and U.S. GAAP financial statements vary by jurisdiction.

Bermuda Statutory Requirements

ALRe, AARE, Athene Co-Invest Reinsurance Affiliate 1A Ltd. (“ACRA 1A”) and Athene Co-Invest Reinsurance Affiliate 2A Ltd. (“ACRA 2A”) are each licensed by the Bermuda Monetary Authority (the “BMA”) as long-term insurers and are subject to the Insurance Act 1978, as amended (the “Bermuda Insurance Act”) and regulations promulgated thereunder. The BMA implemented the Economic Balance Sheet (the “EBS”) framework into the Bermuda Solvency Capital Requirement (“BSCR”), which was granted equivalence to the European Union’s Directive (2009/138/EC) (“Solvency II”). Amounts reported for Bermuda entities within these statutory disclosures exclude the impact of any deferred taxes on the EBS or statutory bases resulting from the enactment of Bermuda CIT.

Under the Bermuda Insurance Act, long-term insurers are required to maintain minimum statutory capital and surplus to meet the minimum margin of solvency (“MMS”) and minimum economic statutory capital and surplus (EBS capital and surplus) to meet the Enhanced Capital Requirement (“ECR”). For Athene’s Class C reinsurers, ACRA 1A and ACRA 2A, MMS is equal to the greater of \$ 500,000, 1.5% of the total statutory assets or 25% of ECR. For Athene’s Class E reinsurers, ALRe and AARE, MMS is equal to the greater of \$8 million, 2% of the first \$500 million of statutory assets plus 1.5% of statutory assets above \$500 million or 25% of ECR. For each class, the ECR is calculated based on a risk-based capital model where risk factor charges are applied to the EBS. The ECR is floored at the MMS. As of December 31, 2024, Athene’s Bermuda subsidiaries were in excess of the minimum levels required. For Athene’s Bermuda reinsurance subsidiaries, the ECR is the binding regulatory constraint. The following represents the EBS capital and surplus and BSCR ratios:

	December 31,			
	2024		2023	
	EBS capital & surplus	BSCR ratio	EBS capital & surplus	BSCR ratio
<i>(In millions, except percentages)</i>				
ALRe	\$ 23,547	420 %	\$ 18,245	233 %
AARE	27,693	238 %	26,647	291 %
ACRA 1A	3,866	165 %	5,296	219 %
ACRA 2A	4,277	176 %	3,717	353 %

Under the Bermuda statutory framework, statutory financial statements are generally equivalent to U.S. GAAP financial statements, with the exception of prudential filters and permitted practices granted by the BMA. Athene’s Bermuda subsidiaries have permission in the statutory financial statements to use amortized cost instead of fair value as the basis for certain investments. Additionally, Athene’s Bermuda subsidiaries use U.S. statutory reserving principles for the calculation of insurance reserves instead of U.S. GAAP, subject to the reserves being proved adequate based on cash flow testing.

APOLLO GLOBAL MANAGEMENT, INC.
NOTES TO CONSOLIDATED FINANCIAL STATEMENTS

The following represents the effect of the permitted practices to the statutory financial statements:

<i>(In millions)</i>	December 31, 2024			
	ALRe	AARe	ACRA 1A	ACRA 2A
Increase (decrease) to capital and surplus due to permitted practices	\$ (5)	\$ 6,119	\$ 3,768	\$ 51
Increase (decrease) to statutory net income due to permitted practices	973	(2,695)	54	515

Under the Bermuda Insurance Act, Athene's Bermuda subsidiaries are prohibited from paying a dividend in an amount exceeding 25% of the prior year's statutory capital and surplus, unless at least two members of the companies' respective board of directors and its principal representative in Bermuda sign and submit to the BMA an affidavit attesting that a dividend in excess of this amount would not cause the subsidiary to fail to meet its relevant margins. In certain instances, the Bermuda subsidiary would also be required to provide prior notice to the BMA in advance of the payment of dividends. In the event that such an affidavit is submitted to the BMA, and further subject to meeting the MMS and ECR requirements, a Bermuda subsidiary is permitted to distribute up to the sum of 100% of statutory surplus and an amount less than 15% of statutory capital. Distributions in excess of this amount require the approval of the BMA. The following represents the maximum distribution Athene's Bermuda subsidiaries would be permitted to remit to its parent without the need for prior approval:

<i>(In millions)</i>	December 31,	
	2024	2023
ALRe	\$ 10,112	\$ 7,023
AARe	10,207	8,012
ACRA 1A	1,044	1,614
ACRA 2A	877	30

U.S. Statutory Requirements

Athene's primary regulated U.S. subsidiaries and the corresponding insurance regulatory authorities are as follows:

Subsidiary	Regulatory Authority
AAIA	Iowa Insurance Division
AANY	New York Department of Financial Services
Athene Re USA IV	State of Vermont Department of Financial Regulation

On October 11, 2024, Athene Annuity & Life Assurance Company ("AADE") merged with and into AAIA, with AAIA as the surviving entity following the receipt of all required regulatory approvals. Prior year amounts relating to AAIA below have been restated to reflect the effect of the merger.

Each entity's statutory statements are presented on the basis of accounting practices determined by the respective regulatory authority. The regulatory authority recognizes only statutory accounting practices prescribed or permitted by the corresponding state for determining and reporting the financial condition and results of operations of an insurance company and for determining its solvency under insurance law.

The maximum dividend these subsidiaries can pay to stockholders, without prior approval of the respective state insurance department, is subject to restrictions relating to statutory surplus or net gain from operations. The maximum dividend payment over a twelve-month period may not, without prior approval, be paid from a source other than earned surplus and may not exceed the greater of (1) the prior year's net gain from operations or (2) 10% of prior year's policyholders' surplus. Based on these restrictions, the maximum dividend AAIA, and its predecessor by merger AADE, could pay to its parent absent regulatory approval was \$0 million as of each of December 31, 2024 and December 31, 2023. Any dividends from AHL's other U.S. statutory entities in excess of the amounts allowed for AAIA would not be able to be remitted to its parent without regulatory approval from the Iowa Insurance Division.

As of December 31, 2024, Athene's U.S. subsidiaries' solvency, liquidity and risk-based capital amounts were significantly in excess of the minimum levels required.

APOLLO GLOBAL MANAGEMENT, INC.
NOTES TO CONSOLIDATED FINANCIAL STATEMENTS

In some instances, the states of domicile of U.S. subsidiaries have adopted prescribed accounting practices that differ from the required accounting outlined in NAIC Statutory Accounting Principles (“SAP”). These subsidiaries also have certain accounting practices permitted by the states of domicile that differ from those found in NAIC SAP. These prescribed and permitted practices are described as follows:

AAIA

Among the products issued by AAIA are indexed universal life insurance and fixed indexed annuities. These products allow a portion of the premium to earn interest based on certain indices, including the S&P 500 and other bespoke indices. Athene purchases call options, futures and variance swaps to hedge the growth in interest credited to the customer as a direct result of increases in the related index. The Iowa Insurance Division allows an insurer to elect (1) to use an amortized cost method to account for certain derivative instruments, such as call options, purchased to hedge the growth in interest credited to the customer on indexed insurance products and (2) to use an indexed annuity reserve calculation methodology under which call options associated with the current index interest crediting term are valued at zero. AAIA has elected to apply this option to its over-the-counter call options and reserve liabilities. As a result, AAIA’s statutory surplus increased by \$ 38 million and decreased by \$2 million as of December 31, 2024 and December 31, 2023, respectively.

Athene Re USA IV

AAIA has ceded the AmerUs Closed Block to Athene Re USA IV on a 100% funds withheld basis. A permitted practice in the State of Vermont allows Athene Re USA IV to include as admitted assets the face amount of all issued and outstanding letters of credit used to fund its reinsurance obligations to AAIA in its statutory financial statements. If Athene Re USA IV had not followed this permitted practice, then it would not have exceeded authorized control level risk-based capital requirements. As of December 31, 2024 and December 31, 2023, Athene Re USA IV included as admitted assets \$86 million and \$96 million, respectively, related to the outstanding letters of credit.

Statutory capital and surplus and net income (loss)

The following table presents, for each of Athene’s primary insurance subsidiaries, the statutory capital and surplus and the statutory net income (loss), based on the most recent statutory financial statements to be filed with insurance regulators:

<i>(In millions)</i>	Statutory capital & surplus		Statutory net income (loss)		
	December 31,		Years ended December 31,		
	2024	2023	2024	2023	2022
ALRe	\$ 17,623	\$ 14,474	\$ 3,140	\$ 832	\$ 937
AARe	21,049	17,773	2,910	408	1,329
ACRA 1A	4,521	5,092	841	297	(87)
ACRA 2A	4,569	1,952	877	(759)	(2)
AAIA	3,899	3,306	949	(79)	(486)
AANY	318	290	25	(3)	(23)

21. Segments

The Company conducts its business through three reportable segments: (i) Asset Management, (ii) Retirement Services and (iii) Principal Investing. Segment information is utilized by the Company’s chief operating decision maker (“CODM”) to assess performance and to allocate resources. AGM’s CEO is the CODM, who is also solely responsible for decisions related to the allocation of resources on a company-wide basis.

For each segment, the CODM uses the key measure of Segment Income to allocate resources (including employees, financial or capital resources) to that segment in the annual budget and forecasting process. The performance is measured by the Company’s chief operating decision maker on an unconsolidated basis because the chief operating decision maker makes operating decisions and assesses the performance of each of the Company’s business segments based on financial and operating metrics and data that exclude the effects of consolidation of any of the affiliated funds.

APOLLO GLOBAL MANAGEMENT, INC.
NOTES TO CONSOLIDATED FINANCIAL STATEMENTS

Segment Income

Segment Income is the key performance measure used by management in evaluating the performance of the asset management, retirement services, and principal investing segments. Management uses Segment Income to make key operating decisions such as the following:

- decisions related to the allocation of resources such as staffing decisions, including hiring and locations for deployment of the new hires;
- decisions related to capital deployment such as providing capital to facilitate growth for the business and/or to facilitate expansion into new businesses;
- decisions related to expenses, such as determining annual discretionary bonuses and equity-based compensation awards to its employees. With respect to compensation, management seeks to align the interests of certain professionals and selected other individuals with those of the investors in the funds and those of Apollo's stockholders by providing such individuals a profit sharing interest in the performance fees earned in relation to the funds. To achieve that objective, a certain amount of compensation is based on Apollo's performance and growth for the year; and
- decisions related to the amount of earnings available for dividends to common stockholders and holders of equity-based awards that participate in dividends.

Segment Income is a measure of profitability and has certain limitations in that it does not take into account certain items included under U.S. GAAP. Segment Income is the sum of (i) Fee Related Earnings, (ii) Spread Related Earnings and (iii) Principal Investing Income. Segment Income excludes the effects of the consolidation of any of the related funds and SPACs, interest and other financing costs related to AGM not attributable to any specific segment, taxes and related payables, transaction-related charges and any acquisitions. Transaction-related charges includes equity-based compensation charges, the amortization of intangible assets, contingent consideration, and certain other charges associated with acquisitions, and restructuring charges. In addition, Segment Income excludes non-cash revenue and expense related to equity awards granted by unconsolidated related parties to employees of the Company, compensation and administrative related expense reimbursements, as well as the assets, liabilities and operating results of the funds and VIEs that are included in the consolidated financial statements.

Segment Income may not be comparable to similarly titled measures used by other companies and is not a measure of performance calculated in accordance with U.S. GAAP. We use Segment Income as a measure of operating performance, not as a measure of liquidity. Segment Income should not be considered in isolation or as a substitute for net income or other income data prepared in accordance with U.S. GAAP. The use of Segment Income without consideration of related U.S. GAAP measures is not adequate due to the adjustments described above. Management compensates for these limitations by using Segment Income as a supplemental measure to U.S. GAAP results, to provide a more complete understanding of our performance as management measures it. A reconciliation of Segment Income to its most directly comparable U.S. GAAP measure of income (loss) before income tax provision can be found in this footnote.

Fee Related Earnings

Fee Related Earnings ("FRE") is a component of Segment Income that is used to assess the performance of the Asset Management segment. FRE is the sum of (i) management fees, (ii) capital solutions and other related fees, (iii) fee-related performance fees from indefinite term vehicles, that are measured and received on a recurring basis and not dependent on realization events of the underlying investments, excluding performance fees from Athene and performance fees from origination platforms dependent on capital appreciation, and (iv) other income, net, less (a) fee-related compensation, excluding equity-based compensation, (b) non-compensation expenses incurred in the normal course of business, (c) placement fees and (d) non-controlling interests in the management companies of certain funds the Company manages.

Spread Related Earnings

Spread Related Earnings ("SRE") is a component of Segment Income that is used to assess the performance of the Retirement Services segment, excluding certain market volatility, which consists of investment gains (losses), net of offsets, and non-operating change in insurance liabilities and related derivatives, and certain expenses related to integration, restructuring, equity-based compensation, and other expenses. For the Retirement Services segment, SRE equals the sum of (i) the net

APOLLO GLOBAL MANAGEMENT, INC.
NOTES TO CONSOLIDATED FINANCIAL STATEMENTS

investment earnings on Athene’s net invested assets and (ii) management fees received on business managed for others, less (x) cost of funds, (y) operating expenses excluding equity-based compensation and (z) financing costs, including interest expense and preferred dividends, if any, paid to Athene preferred stockholders.

Principal Investing Income

Principal Investing Income (“PII”) is a component of Segment Income that is used to assess the performance of the Principal Investing segment. For the Principal Investing segment, PII is the sum of (i) realized performance fees, including certain realizations received in the form of equity, and (ii) realized investment income, less (x) realized principal investing compensation expense, excluding expense related to equity-based compensation, and (y) certain corporate compensation and non-compensation expenses.

The following presents financial data for the Company’s reportable segments.

<i>(In millions)</i>	Years ended December 31,		
	2024	2023	2022
Asset Management			
Management fees ¹	\$ 2,776	\$ 2,480	\$ 2,134
Capital solutions fees and other, net	668	538	414
Fee-related performance fee	208	146	72
Fee-related compensation	(925)	(835)	(754)
Other operating expenses	(664)	(561)	(456)
Fee Related Earnings	2,063	1,768	1,410
Retirement Services			
Fixed income and other net investment income	10,805	8,739	5,706
Alternative net investment income	939	864	1,206
Strategic capital management fees	105	72	53
Cost of funds	(7,702)	(5,650)	(3,755)
Other operating expenses	(458)	(481)	(462)
Interest and other financing costs	(465)	(436)	(279)
Spread Related Earnings	3,224	3,108	2,469
Principal Investing			
Realized performance fees ²	921	742	595
Realized investment income	74	(2)	330
Principal investing compensation	(664)	(601)	(585)
Other operating expenses	(60)	(56)	(56)
Principal Investing Income	271	83	284
Segment Income	\$ 5,558	\$ 4,959	\$ 4,163

<i>(In millions)</i>	Years ended December 31,		
	2024	2023	2022
Segment Revenue			
Asset Management¹	\$ 3,652	\$ 3,164	\$ 2,620
Retirement Services	11,849	9,675	6,965
Principal Investing²	995	740	925
Total Segment Revenue	\$ 16,496	\$ 13,579	\$ 10,510

APOLLO GLOBAL MANAGEMENT, INC.
NOTES TO CONSOLIDATED FINANCIAL STATEMENTS

Segment Assets	December 31, 2024	December 31, 2023
Asset Management	\$ 2,286	\$ 1,938
Retirement Services	355,683	294,730
Principal Investing	10,473	9,573
Total Assets	<u>\$ 368,442</u>	<u>\$ 306,241</u>

¹ Includes intersegment management fees from Retirement Services of \$ 1,223 million, \$955 million and \$764 million for the years ended December 31, 2024, 2023 and 2022, respectively.

² Includes intersegment realized performance fees from Retirement Services of \$ 30 million and \$20 million for the years ended December 31, 2024 and 2023, respectively.

The following presents the reconciliation of Segment Income and Segment Revenue to income (loss) before income tax (provision) benefit and total revenues reported in the consolidated statements of operations:

(In millions)	Years ended December 31,		
	2024	2023	2022
Segment Income	\$ 5,558	\$ 4,959	\$ 4,163
Asset Management Adjustments:			
Equity-based profit sharing expense and other ^{1,6}	(321)	(239)	(276)
Equity-based compensation	(308)	(236)	(185)
Special equity-based compensation and other charges	—	(438)	—
Transaction-related charges ²	(180)	(32)	42
Merger-related transaction and integration costs ³	(30)	(27)	(70)
Gains (losses) from change in tax receivable agreement liability	42	(13)	(26)
Net income (loss) attributable to non-controlling interests in consolidated entities	1,840	1,556	(1,499)
Unrealized performance fees ⁶	264	127	2
Unrealized profit sharing expense ⁶	(145)	(179)	(20)
HoldCo interest and other financing costs ⁴	(80)	(88)	(122)
Unrealized principal investment (income) loss ⁶	(9)	88	(176)
Unrealized net gains (losses) from investment activities and other ⁶	30	(26)	144
Retirement Services Adjustments:			
Investment gains (losses), net of offsets	217	170	(7,467)
Non-operating change in insurance liabilities and related derivatives ⁵	846	182	1,433
Integration, restructuring and other non-operating expenses	(239)	(130)	(133)
Equity-based compensation	(50)	(88)	(56)
Income (loss) before income tax (provision) benefit	<u>\$ 7,435</u>	<u>\$ 5,586</u>	<u>\$ (4,246)</u>

¹ Equity-based profit sharing expense and other includes certain profit sharing arrangements in which a portion of performance fees distributed to the general partner are required to be used by employees of Apollo to purchase restricted shares of common stock or is delivered in the form of RSUs, which are granted under the Equity Plan. Equity-based profit sharing expense and other also includes performance grants which are tied to the Company's receipt of performance fees, within prescribed periods, sufficient to cover the associated equity-based compensation expense.

² Transaction-related charges include contingent consideration, equity-based compensation charges and the amortization of intangible assets and certain other charges associated with acquisitions, and restructuring charges.

³ Merger-related transaction and integration costs includes advisory services, technology integration, equity-based compensation charges and other costs associated with the Mergers.

⁴ Represents interest and other financing costs related to AGM not attributable to any specific segment.

⁵ Includes change in fair values of derivatives and embedded derivatives, non-operating change in funding agreements, change in fair value of market risk benefits, and non-operating change in liability for future policy benefits.

⁶ Represents adjustments that primarily impact the Principal Investing segment.

APOLLO GLOBAL MANAGEMENT, INC.
NOTES TO CONSOLIDATED FINANCIAL STATEMENTS

<i>(In millions)</i>	Years ended December 31,		
	2024	2023	2022
Segment Revenues	\$ 16,496	\$ 13,579	\$ 10,510
Asset Management Adjustments:			
Adjustments related to consolidated funds and VIEs ¹	525	362	(364)
Performance fees ²	273	126	(2)
Principal investment income (loss) ²	7	102	(136)
Equity awards granted by unconsolidated related parties, reimbursable expenses and other ¹	479	331	199
Retirement Services Adjustments:			
Premiums, product charges, investment related gains (losses) and other retirement services revenue ³	4,398	15,616	(378)
Change in fair value of reinsurance assets	129	(86)	(333)
Forward points adjustment on FX derivative hedges	(133)	(187)	(125)
Held-for-trading amortization	108	191	228
Reinsurance impacts	223	264	41
ACRA non-controlling interests on net investment earnings	3,864	2,377	1,505
Other retirement services adjustments	(255)	(31)	(177)
Total Revenues	\$ 26,114	\$ 32,644	\$ 10,968

¹ Represents advisory fees, management fees and performance fees earned from consolidated VIEs which are eliminated in consolidation. Includes non-cash revenues related to equity awards granted by unconsolidated related parties to employees of the Company and certain compensation and administrative related expense reimbursements.

² Represents adjustments that primarily impact the Principal Investing segment.

³ Refer to the consolidated statement of operations for breakout of individual items.

The following table presents the reconciliation of the Company's total reportable segment assets to total assets:

<i>(In millions)</i>	December 31, 2024	December 31, 2023
Total reportable segment assets	\$ 368,442	\$ 306,241
Adjustments ¹	9,453	7,247
Total assets	\$ 377,895	\$ 313,488

¹ Represents the addition of assets of consolidated funds and VIEs and consolidation elimination adjustments.

Geographic Information

The Company conducts its asset management business primarily in the United States with domestically generated revenues making up 88%, 66% and 57% of total asset management GAAP revenues for the years ended December 31, 2024, 2023 and 2022, respectively.

The table below presents the percentage of total asset management GAAP revenues generated from external customers attributed to the Company's region of domicile and attributed to all foreign regions which the public entity derives its revenues. Revenues attributed to a geographic region are generally based on the country of domicile of the Apollo funds.

Asset Management	Years ended December 31,		
	2024	2023	2022
Americas	88 %	91 %	86 %
Europe, Middle East and Africa	11	8	12
Asia-Pacific	1	1	2
	100 %	100 %	100 %

The Company conducts its retirement services business through entities domiciled in the U.S. and Bermuda and its retirement services GAAP revenues are similarly generated primarily in the U.S. and Bermuda.

APOLLO GLOBAL MANAGEMENT, INC.
NOTES TO CONSOLIDATED FINANCIAL STATEMENTS

22. Subsequent Events

Dividends

On February 4, 2025, the Company declared a cash dividend of \$0.4625 per share of common stock, which will be paid on February 28, 2025 to holders of record at the close of business on February 18, 2025.

On February 4, 2025, the Company also declared and set aside for payment a cash dividend of \$0.8438 per share of its Mandatory Convertible Preferred Stock, which will be paid on April 30, 2025 to holders of record at the close of business on April 15, 2025.

Bridge Acquisition

On February 23, 2025, the Company entered into a definitive agreement for Apollo to acquire Bridge Investment Group Holdings Inc. ("Bridge") in an all-stock transaction. The transaction is expected to close in the third quarter of 2025, subject to customary closing conditions, including approval by a majority of Bridge shareholders, and the receipt of regulatory approvals.

ITEM 8A. UNAUDITED SUPPLEMENTAL PRESENTATION OF STATEMENTS OF FINANCIAL CONDITION

	December 31, 2024			
<i>(In millions)</i>	Apollo Global Management, Inc. and Consolidated Subsidiaries	Consolidated Funds and VIEs	Eliminations	Consolidated
Assets				
Asset Management				
Cash and cash equivalents	\$ 2,692	\$ —	\$ —	\$ 2,692
Restricted cash and cash equivalents	3	—	—	3
Investments	6,558	—	(472)	6,086
Assets of consolidated variable interest entities				
Cash and cash equivalents	—	158	—	158
Investments	—	2,962	(156)	2,806
Other assets	—	188	(104)	84
Due from related parties	630	—	(46)	584
Goodwill	264	—	—	264
Other assets	2,579	—	—	2,579
	<u>12,726</u>	<u>3,308</u>	<u>(778)</u>	<u>15,256</u>
Retirement Services				
Cash and cash equivalents	12,733	—	—	12,733
Restricted cash and cash equivalents	943	—	—	943
Investments	262,561	—	(278)	262,283
Investments in related parties	44,332	—	(15,448)	28,884
Assets of consolidated variable interest entities				
Cash and cash equivalents	—	583	—	583
Investments	1,807	21,722	(105)	23,424
Other assets	12	553	—	565
Reinsurance recoverable	8,194	—	—	8,194
Deferred acquisition costs, deferred sales inducements and value of business acquired	7,173	—	—	7,173
Goodwill	4,063	—	—	4,063
Other assets	13,865	—	(71)	13,794
	<u>355,683</u>	<u>22,858</u>	<u>(15,902)</u>	<u>362,639</u>
Total Assets	<u>\$ 368,409</u>	<u>\$ 26,166</u>	<u>\$ (16,680)</u>	<u>\$ 377,895</u>

(Continued)

	December 31, 2024			
<i>(In millions)</i>	Apollo Global Management, Inc. and Consolidated Subsidiaries	Consolidated Funds and VIEs	Eliminations	Consolidated
Liabilities, Redeemable non-controlling interests and Equity				
Liabilities				
Asset Management				
Accounts payable, accrued expenses, and other liabilities	\$ 3,616	\$ —	\$ —	\$ 3,616
Due to related parties	834	—	(124)	710
Debt	4,279	—	—	4,279
Liabilities of consolidated variable interest entities				
Debt, at fair value	—	123	(123)	—
Other liabilities	—	1,417	(54)	1,363
	<u>8,729</u>	<u>1,540</u>	<u>(301)</u>	<u>9,968</u>
Retirement Services				
Interest sensitive contract liabilities	253,637	—	—	253,637
Future policy benefits	49,902	—	—	49,902
Market risk benefits	4,028	—	—	4,028
Debt	6,309	—	—	6,309
Payables for collateral on derivatives and securities to repurchase	11,652	—	—	11,652
Other liabilities	9,789	—	(5)	9,784
Liabilities of consolidated variable interest entities				
Other liabilities	30	1,610	(5)	1,635
	<u>335,347</u>	<u>1,610</u>	<u>(10)</u>	<u>336,947</u>
Total Liabilities	<u>344,076</u>	<u>3,150</u>	<u>(311)</u>	<u>346,915</u>
Commitments and Contingencies (note 19)				
Redeemable non-controlling interests:				
Redeemable non-controlling interests	—	16	—	16
Equity				
Mandatory Convertible Preferred Stock	1,398	—	—	1,398
Additional paid in capital	15,287	40	—	15,327
Retained earnings (accumulated deficit)	6,021	16,673	(16,672)	6,022
Accumulated other comprehensive income (loss)	(5,485)	(60)	51	(5,494)
Total AGM Stockholders' Equity	17,221	16,653	(16,621)	17,253
Non-controlling interests	7,112	6,347	252	13,711
Total Equity	<u>24,333</u>	<u>23,000</u>	<u>(16,369)</u>	<u>30,964</u>
Total Liabilities, Redeemable non-controlling interests and Equity	<u>\$ 368,409</u>	<u>\$ 26,166</u>	<u>\$ (16,680)</u>	<u>\$ 377,895</u>

(Concluded)

	December 31, 2023			
(In millions)	Apollo Global Management, Inc. and Consolidated Subsidiaries	Consolidated Funds and VIEs	Eliminations	Consolidated
Assets				
Asset Management				
Cash and cash equivalents	\$ 2,748	\$ —	\$ —	\$ 2,748
Restricted cash and cash equivalents	2	—	—	2
Investments	5,673	—	(171)	5,502
Assets of consolidated variable interest entities				
Cash and cash equivalents	—	62	—	62
Investments	—	1,690	(50)	1,640
Other assets	—	204	(27)	177
Due from related parties	464	—	(15)	449
Goodwill	264	—	—	264
Other assets	2,331	—	—	2,331
	<u>11,482</u>	<u>1,956</u>	<u>(263)</u>	<u>13,175</u>
Retirement Services				
Cash and cash equivalents	13,020	—	—	13,020
Restricted cash and cash equivalents	1,761	—	—	1,761
Investments	213,099	—	—	213,099
Investments in related parties	39,194	—	(13,352)	25,842
Assets of consolidated variable interest entities				
Cash and cash equivalents	—	98	—	98
Investments	1,453	18,886	(107)	20,232
Other assets	9	101	—	110
Reinsurance recoverable	4,154	—	—	4,154
Deferred acquisition costs, deferred sales inducements and value of business acquired	5,979	—	—	5,979
Goodwill	4,065	—	—	4,065
Other assets	11,996	—	(43)	11,953
	<u>294,730</u>	<u>19,085</u>	<u>(13,502)</u>	<u>300,313</u>
Total Assets	\$ 306,212	\$ 21,041	\$ (13,765)	\$ 313,488

(Continued)

	December 31, 2023			
<i>(In millions)</i>	Apollo Global Management, Inc. and Consolidated Subsidiaries	Consolidated Funds and VIEs	Eliminations	Consolidated
Liabilities, Redeemable non-controlling interests and Equity				
Liabilities				
Asset Management				
Accounts payable, accrued expenses, and other liabilities	\$ 3,333	\$ 5	\$ —	\$ 3,338
Due to related parties	897	—	(27)	870
Debt	3,883	—	—	3,883
Liabilities of consolidated variable interest entities				
Other liabilities	—	1,145	—	1,145
	<u>8,113</u>	<u>1,150</u>	<u>(27)</u>	<u>9,236</u>
Retirement Services				
Interest sensitive contract liabilities	204,670	—	—	204,670
Future policy benefits	53,287	—	—	53,287
Market risk benefits	3,751	—	—	3,751
Debt	4,209	—	—	4,209
Payables for collateral on derivatives and securities to repurchase	7,536	—	—	7,536
Other liabilities	4,456	—	—	4,456
Liabilities of consolidated variable interest entities				
Other liabilities	38	1,076	(16)	1,098
	<u>277,947</u>	<u>1,076</u>	<u>(16)</u>	<u>279,007</u>
Total Liabilities	286,060	2,226	(43)	288,243
Commitments and Contingencies (note 19)				
Redeemable non-controlling interests				
Redeemable non-controlling interests	—	12	—	12
Equity				
Mandatory Convertible Preferred Stock	1,398	—	—	1,398
Additional paid in capital	15,282	(34)	1	15,249
Retained earnings (accumulated deficit)	2,948	13,693	(13,669)	2,972
Accumulated other comprehensive income (loss)	(5,575)	(19)	19	(5,575)
Total AGM Stockholders' Equity	14,053	13,640	(13,649)	14,044
Non-controlling interests	6,099	5,163	(73)	11,189
Total Equity	20,152	18,803	(13,722)	25,233
Total Liabilities, Redeemable non-controlling interests and Equity	\$ 306,212	\$ 21,041	\$ (13,765)	\$ 313,488

(Concluded)

ITEM 9. CHANGES IN AND DISAGREEMENTS WITH ACCOUNTANTS ON ACCOUNTING AND FINANCIAL DISCLOSURES

None.

ITEM 9A. CONTROLS AND PROCEDURES

We maintain “disclosure controls and procedures”, as such term is defined in Rules 13a-15(e) and 15d-15(e) under the Exchange Act, that are designed to ensure that information required to be disclosed by us in reports that we file or submit under the Exchange Act is recorded, processed, summarized and reported within the time periods specified in SEC rules and forms, and that such information is accumulated and communicated to our management, including our Chief Executive Officer and Chief Financial Officer, as appropriate, to allow timely decisions regarding required disclosure. In designing disclosure controls and procedures, our management necessarily was required to apply its judgment in evaluating the cost-benefit relationship of possible disclosure controls and procedures. The design of any disclosure controls and procedures also is based in part upon certain assumptions about the likelihood of future events, and there can be no assurance that any design will succeed in achieving its stated goals under all potential future conditions. Any controls and procedures, no matter how well designed and operated, can provide only reasonable assurance of achieving the desired objectives.

Our management, including our Chief Executive Officer and Chief Financial Officer, evaluated the effectiveness of our disclosure controls and procedures pursuant to Rule 13a-15 under the Exchange Act as of the end of the period covered by this report. Based on that evaluation, our Chief Executive Officer and Chief Financial Officer have concluded that, as of the end of the period covered by this report, our disclosure controls and procedures (as defined in Rule 13a-15(e) under the Exchange Act) are effective at the reasonable assurance level to accomplish their objectives of ensuring that information we are required to disclose in reports that we file or submit under the Exchange Act is recorded, processed, summarized and reported within the time periods specified in SEC rules and forms, and that such information is accumulated and communicated to our management, including our Chief Executive Officer and Chief Financial Officer as appropriate, to allow timely decisions regarding required disclosure.

Changes in internal control over financial reporting

No changes in our internal control over financial reporting (as such term is defined in Rules 13a-15(f) and 15d-15(f) under the Exchange Act) occurred during our most recent quarter, that have materially affected, or are reasonably likely to materially affect, our internal control over financial reporting.

Management’s Report on Internal Control Over Financial Reporting

Management of Apollo is responsible for establishing and maintaining adequate internal control over financial reporting. Apollo’s internal control over financial reporting is a process designed under the supervision of its principal executive and principal financial officers to provide reasonable assurance regarding the reliability of financial reporting and the preparation of its consolidated financial statements for external reporting purposes in accordance with accounting principles generally accepted in the United States of America.

Apollo’s internal control over financial reporting includes policies and procedures that pertain to the maintenance of records that, in reasonable detail, accurately and fairly reflect transactions and dispositions of assets, provide reasonable assurances that transactions are recorded as necessary to permit preparation of financial statements in accordance with generally accepted accounting principles, and that receipts and expenditures are being made only in accordance with authorizations of management and the directors, and provide reasonable assurance regarding prevention or timely detection of unauthorized acquisition, use or disposition of Apollo’s assets that could have a material effect on its financial statements.

Because of its inherent limitations, internal control over financial reporting may not prevent or detect misstatements. In addition, projections of any evaluation of effectiveness to future periods are subject to the risk that controls may become inadequate because of changes in conditions or that the degree of compliance with the policies or procedures may deteriorate.

Management conducted an assessment of the effectiveness of Apollo’s internal control over financial reporting as of December 31, 2024 based on the framework established in *Internal Control - Integrated Framework (2013)* issued by the Committee of Sponsoring Organizations of the Treadway Commission. Based on this assessment, management has determined that Apollo’s internal control over financial reporting as of December 31, 2024 was effective.

Deloitte & Touche LLP, an independent registered public accounting firm, has audited Apollo's financial statements included in this report and issued its report on the effectiveness of Apollo's internal control over financial reporting as of December 31, 2024, which is included herein.

ITEM 9B. OTHER INFORMATION

During the three months ended December 31, 2024, no director or officer (as defined in Rule 16a-1(f) under the Exchange Act) of AGM adopted or terminated a "Rule 10b5-1 trading arrangement" or "non-Rule 10b5-1 trading arrangement," as each term is defined in Item 408(a) of Regulation S-K.

ITEM 9C. DISCLOSURE REGARDING FOREIGN JURISDICTIONS THAT PREVENT INSPECTIONS

Not applicable.

PART III

Item 10. Directors, Executive Officers and Corporate Governance

The information required by this item is incorporated by reference to the Company’s definitive Proxy Statement for its 2025 Annual Meeting of Stockholders (the “2025 Proxy Statement”) to be filed with the Securities and Exchange Commission within 120 days of December 31, 2024 (“2025 Proxy Statement”) under the captions “Board of Directors,” “Corporate Governance,” “Proposal 1—Election of Directors,” “Executive Officers” and “Insider Trading Policy for Employees, Officers and Directors.”

Item 11. Executive Compensation

The information required by this item is incorporated by reference to the 2025 Proxy Statement under the caption “Executive Compensation.”

Item 12. Security Ownership of Certain Beneficial Owners and Management and Related Stockholder Matters

The information required by this item is incorporated by reference to the 2025 Proxy Statement under the captions “Security Ownership of Certain Beneficial Owners and Management.” and “Securities Authorized for Issuance under Equity Compensation Plans.”

Item 13. Certain Relationships and Related Transactions, and Director Independence

The information required by this item is incorporated by reference to the 2025 Proxy Statement under the captions “Certain Relationships and Related Transactions” and “Corporate Governance—Director Independence.”

Item 14. Principal Accountant Fees and Services

The information required by this item is incorporated by reference to the 2025 Proxy Statement under the caption “Proposal 2—Ratification of Appointment of Accountants.”

PART IV

ITEM 15. EXHIBITS, FINANCIAL STATEMENT SCHEDULES

The following documents are filed as part of this report:

1.	Financial Statements—Item 8. Financial Statements and Supplementary Data	133
2.	Financial Statement Schedules	
	Schedule I—Condensed Financial Information of Registrant (Parent Company Only)	261
	Schedule I—Statements of Financial Condition as of December 31, 2024 and 2023	261
	Schedule I—Statements of Operations for the years ended December 31, 2024, 2023 and 2022	262
	Schedule I—Statements of Cash Flows for the years ended December 31, 2024, 2023 and 2022	263
	Schedule I—Notes to Condensed Financial Information for the years ended December 31, 2024, 2023 and 2022	264
	Schedule II—Valuation and Qualifying Accounts for the years ended December 31, 2024, 2023 and 2022	265
	Any remaining schedules are omitted because they are inapplicable.	
3.	Exhibits	
	See the accompanying Exhibit Index.	266

APOLLO GLOBAL MANAGEMENT, INC.
Schedule I—Condensed Financial Information of Registrant (Parent Company Only) - Statements of Financial Condition

<i>(In millions, except share data)</i>	As of December 31, 2024	As of December 31, 2023
Assets		
Cash	\$ 657	\$ 987
Investments	19,124	13,736
Due from subsidiaries	148	431
Goodwill	1	1
Other assets	355	398
Total Assets	\$ 20,285	\$ 15,553
Liabilities and Equity		
Liabilities		
Accounts payable, accrued expenses, and other liabilities	\$ 234	\$ 84
Due to subsidiaries	487	350
Debt	2,311	1,075
Total Liabilities	\$ 3,032	\$ 1,509
Equity		
Mandatory Convertible Preferred Stock, 28,749,765 and 28,750,000 shares issued and outstanding as of December 31, 2024 and December 31, 2023, respectively	1,398	1,398
Common Stock, \$0.00001 par value, 90,000,000,000 shares authorized, 565,738,933 and 567,762,932 shares issued and outstanding as of December 31, 2024 and December 31, 2023, respectively	—	—
Additional paid in capital	15,327	15,249
Retained earnings (accumulated deficit)	6,022	2,972
Accumulated other comprehensive income (loss)	(5,494)	(5,575)
Total Equity	17,253	14,044
Total Liabilities and Equity	\$ 20,285	\$ 15,553

See accompanying notes to condensed financial information of registrant (parent company only)

APOLLO GLOBAL MANAGEMENT, INC.
Schedule I—Condensed Financial Information of Registrant (Parent Company Only) - Statements of Operations

<i>(In millions)</i>	Years ended December 31,		
	2024	2023	2022
Revenues			
Investment income (loss)	\$ 4,932	\$ 4,646	\$ (2,250)
Total Revenues	4,932	4,646	(2,250)
Expenses			
Interest expense	128	27	2
General, administrative and other	32	26	33
Total Expenses	160	53	35
Other income (loss)			
Other income (loss), net	13	41	11
Total Other income (loss)	13	41	11
Income (loss) before income tax (provision) benefit	4,785	4,634	(2,274)
Income tax (provision) benefit	(208)	413	313
Net income (loss) attributable to Apollo Global Management, Inc.	4,577	5,047	(1,961)
Preferred stock dividends	(97)	(46)	—
Net income (loss) attributable to Apollo Global Management, Inc. common stockholders	\$ 4,480	\$ 5,001	\$ (1,961)

See accompanying notes to condensed financial information of registrant (parent company only)

APOLLO GLOBAL MANAGEMENT, INC.
Schedule I—Condensed Financial Information of Registrant (Parent Company Only) - Statements of Cash Flows

<i>(In millions)</i>	Years ended December 31,		
	2024	2023	2022
Cash Flows from Operating Activities			
Net cash provided by (used in) operating activities	\$ (23)	\$ (63)	\$ 36
Cash Flows from Investing Activities			
Contributions to subsidiaries	\$ (71)	\$ (1,250)	\$ —
Distributions from subsidiaries	453	1,166	2,016
Due from subsidiaries, net	209	147	(579)
Net cash provided by investing activities	\$ 591	\$ 63	\$ 1,437
Cash Flows from Financing Activities			
Preferred stock dividends	\$ (97)	\$ (22)	\$ —
Common stock dividends	(1,092)	(1,012)	(916)
Issuance of debt	1,250	1,100	—
Payment of debt issuance cost	(17)	(25)	—
Issuance of Mandatory Convertible Preferred stock, net of issuance costs	—	1,398	—
Repurchase of common stock	(890)	(561)	(635)
Due to subsidiaries, net	(52)	109	78
Net cash provided by (used in) financing activities	\$ (898)	\$ 987	\$ (1,473)
Net Increase (Decrease) in Cash and Cash Equivalents	(330)	987	—
Cash and Cash Equivalents, Beginning of Period	987	—	—
Cash and Cash Equivalents, End of Period	\$ 657	\$ 987	\$ —
Supplemental Disclosure of Cash Flow Information			
Cash paid for taxes	\$ 37	\$ 37	\$ 55
Cash paid for interest	100	14	—

See accompanying notes to condensed financial information of registrant (parent company only)

APOLLO GLOBAL MANAGEMENT, INC.
Schedule I—Condensed Financial Information of Registrant (Parent Company Only) - Notes to Financial Statements

1. Basis of Presentation

The accompanying condensed financial statements of Apollo Global Management Inc. (“AGM”) should be read in conjunction with the consolidated financial statements and notes of AGM and its subsidiaries (“consolidated financial statements”).

For purposes of these condensed financial statements, AGM’s wholly owned and majority owned subsidiaries are presented under the equity method of accounting. Under this method, the assets and liabilities of subsidiaries are not consolidated. The investments in subsidiaries are recorded on the condensed statements of financial condition. The income from subsidiaries is reported on a net basis as equity earnings of subsidiaries on the condensed statements of operations.

2. Intercompany Transactions

Unsecured Revolving Notes Receivable – AGM has unsecured revolving notes receivable from its subsidiaries Apollo Asset Management (“AAM”) and Athene Holding Ltd. (“AHL”). The note from AAM accrues interest at a rate per annum equal to the U.S. short-term federal rate applicable at the time the proceeds are loaned and the balance is due at AGM’s request. The note from AAM had an outstanding net receivable balance of \$121 million and \$431 million as of December 31, 2024 and 2023, respectively. The note from AHL has a borrowing capacity of \$ 500 million. Interest accrues at a rate per annum, equal to the U.S. mid-term applicable federal rate, and the balance is due on December 13, 2025, or earlier at AGM’s request. There was no outstanding balance on the note from AHL as of December 31, 2024 and 2023.

Unsecured Revolving Note Payable –In addition to the unsecured revolving notes receivable described above, AGM has an unsecured revolving note payable to its subsidiary AHL. The note to AHL has a borrowing capacity of \$ 500 million. Interest accrues at a rate per annum, equal to the U.S. mid-term applicable federal rate, and the balance is due on December 13, 2025, or earlier at AHL’s request. The note had an outstanding balance of \$ 142 million and \$109 million as of December 31, 2024 and 2023, respectively.

3. Dividends

During the years ended December 31, 2024, 2023 and 2022, AGM received \$452 million, \$1,082 million and \$1,897 million, respectively, of dividends from its subsidiaries. See note 20 – “Statutory Requirements” to the consolidated financial statements for additional information on subsidiary dividend restrictions.

4. Debt and Guarantees

See note 14 – “Debt” and note 19 – “Commitments and Contingencies” to the consolidated financial statements for additional information on the Company’s debt and guarantees.

5. Equity

See note 16 – “Equity” to the consolidated financial statements for additional information on the Company’s 6.75% Series A Mandatory Convertible Preferred Stock.

APOLLO GLOBAL MANAGEMENT, INC.
Schedule II—Valuation and Qualifying Accounts

(In millions)

Description	Balance at beginning of year	Additions		Deductions	Balance at end of year
		Charged to costs and expenses	Assumed through acquisitions		
Reserves deducted from assets to which they apply					
Year ended December 31, 2024					
Valuation allowance on deferred tax assets	33	42	—	—	75
Year ended December 31, 2023					
Valuation allowance on deferred tax assets	105	156	—	(228)	33
Year ended December 31, 2022					
Valuation allowance on deferred tax assets	—	53	66	(14)	105

APOLLO GLOBAL MANAGEMENT, INC.
EXHIBIT INDEX

Exhibit Number	Exhibit Description
2.1	<u>Agreement and Plan of Merger, dated as of March 8, 2021, by and among Apollo Global Management, Inc., Athene Holding Ltd., Tango Holdings, Inc., Blue Merger Sub, Ltd., and Green Merger Sub, Inc. (incorporated by reference to Exhibit 2.1 to Apollo Asset Management, Inc.'s Form 8-K filed on March 8, 2021 (File No. 001-35107)).</u>
3.1	<u>Amended and Restated Certificate of Incorporation of Tango Holdings, Inc. (incorporated by reference to Exhibit 3.1 to the Registrant's Form 8-K12B filed on January 3, 2022 (File No. 001-41197)).</u>
3.2	<u>Amendment to the Amended and Restated Certificate of Incorporation of Apollo Global Management, Inc. (incorporated by reference to Exhibit 3.2 to the Registrant's Form 8-K12B filed on January 3, 2022 (File No. 001-41197)).</u>
3.3	<u>Certificate of Designations of 6.75% Series A Mandatory Convertible Preferred Stock of Apollo Global Management, Inc. (incorporated by reference to Exhibit 3.1 to the Registrant's Form 8-K filed on August 11, 2023 (File No. 001-41197)).</u>
3.4	<u>Amended and Restated Bylaws of Apollo Global Management, Inc. (incorporated by reference to Exhibit 3.3 to the Registrant's Form 8-K12B filed on January 3, 2022 (File No. 001-41197)).</u>
4.1	<u>Form of 6.75% Series A Mandatory Convertible Preferred Stock Certificate (included in Exhibit 3.1 to the Registrant's Form 8-K filed on August 11, 2023 (File No. 001-41197), which is incorporated by reference).</u>
4.2	<u>Indenture, dated as of August 23, 2023, among Apollo Global Management, Inc., the guarantors named therein and U.S. Bank Trust Company, National Association, as trustee (incorporated by reference to Exhibit 4.1 to the Registrant's Form 8-K filed on August 23, 2023 (File No. 001-41197)).</u>
4.3	<u>Form of 7.625% Fixed-Rate Resettable Junior Subordinated Notes due 2053 (included in Exhibit 4.1 to the Registrant's Form 8-K filed on August 23, 2023 (File No. 001-41197), which is incorporated by reference).</u>
4.4	<u>Indenture, dated as of November 13, 2023, among Apollo Global Management, Inc., the guarantors named therein and U.S. Bank Trust Company, National Association, as trustee (incorporated by reference to Exhibit 4.1 to the Registrant's Form 8-K filed on November 13, 2023 (File No. 001-41197)).</u>
4.5	<u>Form of 6.375% Senior Notes due 2033 (included in Exhibit 4.1 to the Registrant's Form 8-K filed on November 13, 2023 (File No. 001-41197), which is incorporated by reference).</u>
4.6	<u>Indenture, dated as of May 21, 2024, among Apollo Global Management, Inc., the guarantors named therein and U.S. Bank Trust Company, National Association, as trustee (incorporated by reference to Exhibit 4.1 to the Registrant's Form 8-K filed on May 21, 2024 (File No. 001-41197), which is incorporated by reference).</u>
4.7	<u>Form of 5.800% Senior Notes due 2054 (included in Exhibit 4.1 to the Registrant's Form 8-K filed on May 21, 2024 (File No. 001-41197), which is incorporated by reference).</u>
4.8	<u>Indenture, dated as of October 10, 2024, among Apollo Global Management, Inc., the guarantors named therein and U.S. Bank Trust Company, National Association, as trustee (incorporated by reference to Exhibit 4.1 to the Registrant's Form 8-K filed on October 10, 2024 (File No. 001-41197), which is incorporated by reference).</u>

APOLLO GLOBAL MANAGEMENT, INC.
EXHIBIT INDEX

4.9	Form of 6.000% Fixed-Rate Resettable Junior Subordinated Notes due 2054 (included in Exhibit 4.1 to the Registrant's Form 8-K filed on October 10, 2024 (File No. 001-41197), which is incorporated by reference).
4.10	Certain instruments defining the rights of holders of long-term debt securities of the Registrant and its subsidiaries are omitted pursuant to Item 601(b)(4)(iii) of Regulation S-K. The Registrant hereby undertakes to furnish to the Securities and Exchange Commission, upon request, copies of any such instruments.
*4.11	Description of the Registrant's Securities Registered Pursuant to Section 12 of the Securities Exchange Act of 1934.
+10.1	Apollo Global Management, Inc. 2019 Omnibus Equity Incentive Plan, as amended and restated as of January 26, 2022 (incorporated by reference to Exhibit 10.1 to the Registrant's Form 10-Q for the period ended March 31, 2022 (File No. 001-41197)).
+10.2	Apollo Global Management, Inc. 2019 Omnibus Equity Incentive Plan for Estate Planning Vehicles, as amended and restated as of January 26, 2022 (incorporated by reference to Exhibit 10.2 to the Registrant's Form 10-Q for the period ended March 31, 2022 (File No. 001-41197)).
+10.3	Athene Holding Ltd. 2014 Share Incentive Plan (incorporated by reference to Exhibit 10.16.3 to Athene Holding Ltd.'s Form S-1 filed on October 25, 2016 (File No. 333-211243)).
+10.4	Amendment No. 1 to 2014 Share Incentive Plan (incorporated by reference to Exhibit 10.16.4 to Athene Holding Ltd.'s Form S-1 filed on October 25, 2016 (File No. 333-211243)).
+10.5	Athene Holding Ltd. 2016 Share Incentive Plan (incorporated by reference to Exhibit 10.16.5 to Athene Holding Ltd.'s Form S-1 filed on October 25, 2016 (File No. 333-211243)).
+10.6	Athene Holding Ltd. 2019 Share Incentive Plan (incorporated by reference to Exhibit 10.2 to Athene Holding Ltd.'s Form 8-K filed on June 10, 2019 dated June 4, 2019).
+10.7	Amendment to the Athene Holding Ltd. 2014 Share Incentive Plan, Athene Holding Ltd. 2016 Share Incentive Plan and Athene Holding Ltd. 2019 Share Incentive Plan, effective as of January 1, 2022 (incorporated by reference to Exhibit 10.7 to the Registrant's Form 10-Q for the period ended March 31, 2022 (File No. 001-41197)).
+10.8	Form of Restricted Share Unit Award Agreement under the Apollo Global Management, Inc. 2019 Omnibus Equity Incentive Plan (incorporated by reference to Exhibit 10.8 to the Registrant's Form 10-Q for the period ended March 31, 2022 (File No. 001-41197)).
+10.9	Form of Director Restricted Share Unit Award Agreement under the Apollo Global Management, Inc. 2019 Omnibus Equity Incentive Plan (incorporated by reference to Exhibit 10.9 to the Registrant's Form 10-Q for the period ended March 31, 2022 (File No. 001-41197)).
+10.10	Form of Incentive Program Restricted Share Unit Award Agreement under the Apollo Global Management, Inc. 2019 Omnibus Equity Incentive Plan (incorporated by reference to Exhibit 10.3 to Apollo Asset Management, Inc.'s Form S-8 filed on September 5, 2019 (File No. 333-232797)).
+10.11	Form of Performance Restricted Share Unit Award Agreement under the Apollo Global Management, Inc. 2019 Omnibus Equity Incentive Plan (incorporated by reference to Exhibit 10.4 to Apollo Asset Management, Inc.'s Form S-8 filed on September 5, 2019 (File No. 333-232797)).
+10.12	Form of Restricted Share Unit Award Agreement under the Apollo Global Management, Inc. 2019 Omnibus Equity Incentive Plan (incorporated by reference to Exhibit 10.6 to Apollo Asset Management, Inc.'s Form S-8 filed on September 5, 2019 (File No. 333-232797)).

APOLLO GLOBAL MANAGEMENT, INC.
EXHIBIT INDEX

*+10.13	<u>Form of Restricted Share Award Grant Notice and Restricted Share Award Agreement under the Apollo Global Management, Inc. 2019 Omnibus Equity Incentive Plan or Apollo Global Management, Inc. 2019 Omnibus Equity Incentive Plan for Estate Planning Vehicles.</u>
*+10.14	<u>Form of Restricted Share Award Grant Notice and Restricted Share Award Agreement under the Apollo Global Management, Inc. 2019 Omnibus Equity Incentive Plan or Apollo Global Management, Inc. 2019 Omnibus Equity Incentive Plan for Estate Planning Vehicles.</u>
+10.15	<u>Form of Successor Performance Restricted Share Unit Award Agreement under the Apollo Global Management, Inc. 2019 Omnibus Equity Incentive Plan (incorporated by reference to Exhibit 10.9 to Apollo Asset Management, Inc.'s Form 10-Q for the period ended September 30, 2019 (File No. 001-35107)).</u>
+10.16	<u>Form of Credit Bonus Restricted Share Unit Award Agreement under the Apollo Global Management, Inc. 2019 Omnibus Equity Incentive Plan (incorporated by reference to Exhibit 10.10 to Apollo Asset Management, Inc.'s Form 10-Q for the period ended September 30, 2018 (File No. 001-35107)).</u>
+10.17	<u>Form of Restricted Share Award Grant Notice and Restricted Share Award Agreement under the Apollo Global Management, Inc. 2019 Omnibus Equity Incentive Plan for Estate Planning Vehicles (incorporated by reference to Exhibit 10.11 to Apollo Asset Management, Inc.'s Form 10-Q for the period ended September 30, 2019 (File No. 001-35107)).</u>
+10.18	<u>Form of Share Award Grant Notice and Share Award Agreement under the Apollo Global Management, Inc. 2019 Omnibus Equity Incentive Plan for Estate Planning Vehicles (incorporated by reference to Exhibit 10.12 to Apollo Asset Management, Inc.'s Form 10-Q for the period ended September 30, 2019 (File No. 001-35107)).</u>
+10.19	<u>Form of Restricted Share Unit Award Agreement under the Apollo Global Management, Inc. 2019 Omnibus Equity Incentive Plan for Estate Planning Vehicles (incorporated by reference to Exhibit 10.2 to Athene Holding Ltd.'s Quarterly Report on Form 10-Q for the period ended June 30, 2022 (File No. 001-37963)).</u>
*+10.20	<u>Form of Notice of Restricted Share Unit Award and Restricted Share Unit Award Agreement under the Apollo Global Management, Inc. 2019 Omnibus Equity Incentive Plan.</u>
*+10.21	<u>Form of Notice of Performance Restricted Share Unit Award and Performance Restricted Share Unit Award Agreement under the Apollo Global Management, Inc. 2019 Omnibus Equity Incentive Plan.</u>
*+10.22	<u>Form of Notice of Cash Incentive Income Performance-based Restricted Share Unit Award and Cash Incentive Income Performance-based Restricted Share Unit Award Agreement under the Apollo Global Management, Inc. 2019 Omnibus Equity Incentive Plan.</u>
+10.23	<u>Form of Notice of Director Restricted Share Unit Award and Director Restricted Share Unit Award Agreement under the Apollo Global Management, Inc. 2019 Omnibus Equity Incentive Plan (Deferred Restricted Share Units) (incorporated by reference to Exhibit 10.1 to the Registrant's Form 10-Q for the period ended June 30, 2024 (File No. 001-41197)).</u>
+10.24	<u>Form of Notice of Director Restricted Share Unit Award and Director Restricted Share Unit Award Agreement under the Apollo Global Management, Inc. 2019 Omnibus Equity Incentive Plan (Non-Deferred Restricted Share Units) (incorporated by reference to Exhibit 10.2 to the Registrant's Form 10-Q for the period ended June 30, 2024 (File No. 001-41197)).</u>
+10.25	<u>Employment Agreement with Martin Kelly, dated July 2, 2012 (incorporated by reference to Exhibit 10.42 to Apollo Asset Management, Inc.'s Form 10-Q for the period ended June 30, 2012 (File No. 001-35107)).</u>

APOLLO GLOBAL MANAGEMENT, INC.
EXHIBIT INDEX

+10.26	Letter Agreement with Marc Rowan, dated December 31, 2021 (incorporated by reference to Exhibit 10.48 to Apollo Asset Management, Inc.'s Form 10-K for the period ended December 31, 2021 (File No. 001-35107)).
+10.27	Letter Agreement with Scott Kleinman, dated December 1, 2021 (incorporated by reference to Exhibit 10.40 to Apollo Asset Management, Inc.'s Form 10-K for the period ended December 31, 2021 (File No. 001-35107)).
+10.28	Restricted Share Unit Award Agreement with Scott Kleinman, dated as of December 1, 2021 (incorporated by reference to Exhibit 10.41 to Apollo Asset Management, Inc.'s Form 10-K for the period ended December 31, 2021 (File No. 001-35107)).
+10.29	Restricted Share Unit Award Agreement with Scott Kleinman, dated as of December 1, 2021 (incorporated by reference to Exhibit 10.42 to Apollo Asset Management, Inc.'s Form 10-K for the period ended December 31, 2021 (File No. 001-35107)).
+10.30	Restricted Share Unit Award Agreement with Scott Kleinman, dated as of December 1, 2021 (incorporated by reference to Exhibit 10.43 to Apollo Asset Management, Inc.'s Form 10-K for the period ended December 31, 2021 (File No. 001-35107)).
+10.31	Letter Agreement with James Zelter, dated December 1, 2021 (incorporated by reference to Exhibit 10.44 to Apollo Asset Management, Inc.'s Form 10-K for the period ended December 31, 2021 (File No. 001-35107)).
+10.32	Restricted Share Unit Award Agreement with James Zelter, dated as of December 1, 2021 (incorporated by reference to Exhibit 10.45 to Apollo Asset Management, Inc.'s Form 10-K for the period ended December 31, 2021 (File No. 001-35107)).
+10.33	Restricted Share Unit Award Agreement with James Zelter, dated as of December 1, 2021 (incorporated by reference to Exhibit 10.46 to Apollo Asset Management, Inc.'s Form 10-K for the period ended December 31, 2021 (File No. 001-35107)).
+10.34	Restricted Share Unit Award Agreement with James Zelter, dated as of December 1, 2021 (incorporated by reference to Exhibit 10.47 to Apollo Asset Management, Inc.'s Form 10-K for the period ended December 31, 2021 (File No. 001-35107)).
+10.35	Roll-Up Agreement with Scott Kleinman, dated as of July 13, 2007 (incorporated by reference to Exhibit 10.44 to Apollo Asset Management, Inc.'s Form 10-K for the period ended December 31, 2018 (File No. 001-35107)).
+10.36	Amendment to Roll-Up Agreement with Scott Kleinman, dated July 29, 2020 (incorporated by reference to Exhibit 10.5 to Apollo Asset Management, Inc.'s Form 10-Q for the period ended June 30, 2020 (File No. 001-35107)).
+10.37	Amendment to Roll-Up Agreement with Scott Kleinman, dated as of January 1, 2022 (incorporated by reference to Exhibit 10.51 to Apollo Asset Management, Inc.'s Form 10-K for the period ended December 31, 2021 (File No. 001-35107)).
+10.38	Roll-Up Agreement with James Zelter, dated as of July 13, 2007 (incorporated by reference to Exhibit 10.30 to Apollo Asset Management, Inc.'s Registration Statement on Form S-1 (File No. 333-150141)).
+10.39	Amendment to Roll-Up Agreement with James Zelter, dated July 29, 2020 (incorporated by reference to Exhibit 10.4 to Apollo Asset Management, Inc.'s Form 10-Q for the period ended June 30, 2020 (File No. 001-35107)).
+10.40	Amendment to Roll-Up Agreement with James Zelter, dated as of January 1, 2022 (incorporated by reference to Exhibit 10.54 to Apollo Asset Management, Inc.'s Form 10-K for the period ended December 31, 2021 (File No. 001-35107)).

APOLLO GLOBAL MANAGEMENT, INC.
EXHIBIT INDEX

+10.41	<u>Amended and Restated Employment Agreement, dated as of June 16, 2022, between Athene Holding Ltd. and James R. Belardi (incorporated by reference to Exhibit 10.3 to the Registrant's Form 10-Q filed with the Securities and Exchange Commission on August 9, 2022 (File No. 001-41197)).</u>
+10.42	<u>Third Amended and Restated Limited Partnership Agreement of Apollo Advisors VII, L.P. dated as of July 1, 2008 and effective as of August 30, 2007 (incorporated by reference to Exhibit 10.42 to Apollo Asset Management, Inc.'s Form 10-K for the period ended December 31, 2013 (File No. 001-35107)).</u>
+10.43	<u>Third Amended and Restated Limited Partnership Agreement of Apollo Credit Opportunity Advisors I, L.P., dated January 12, 2011 and made effective as of July 14, 2009 (incorporated by reference to Exhibit 10.43 to Apollo Asset Management, Inc.'s Form 10-K for the period ended December 31, 2013 (File No. 001-35107)).</u>
+10.44	<u>Third Amended and Restated Limited Partnership Agreement of Apollo Credit Opportunity Advisors II, L.P., dated January 12, 2011 and made effective as of July 14, 2009 (incorporated by reference to Exhibit 10.44 to Apollo Asset Management, Inc.'s Form 10-K for the period ended December 31, 2013 (File No. 001-35107)).</u>
+10.45	<u>Form of Letter Agreement under the Amended and Restated Limited Partnership Agreement of Apollo Advisors VIII, L.P. effective as of January 1, 2014 (incorporated by reference to Exhibit 10.56 to Apollo Asset Management, Inc.'s Form 10-Q for the period ended June 30, 2014 (File No. 001-35107)).</u>
+10.46	<u>Form of Award Letter under the Amended and Restated Limited Partnership Agreement of Apollo Advisors VIII, L.P. effective as of January 1, 2014 (incorporated by reference to Exhibit 10.57 to Apollo Asset Management, Inc.'s Form 10-Q for the period ended June 30, 2014 (File No. 001-35107)).</u>
+10.47	<u>Amended and Restated Agreement of Limited Partnership of Apollo Global Carry Pool Aggregator, L.P., dated May 4, 2017 and effective as of July 1, 2016 (incorporated by reference to Exhibit 10.61 to Apollo Asset Management, Inc.'s Form 10-Q for the period ended March 31, 2017 (File No. 001-35107)).</u>
+10.48	<u>Form of Award Agreement for Apollo Global Carry Pool Aggregator, L.P. (incorporated by reference to Exhibit 10.62 to Apollo Asset Management, Inc.'s Form 10-Q for the period ended March 31, 2017 (File No. 001-35107)).</u>
+10.49	<u>Form of Letter Agreement under the Amended and Restated Limited Partnership Agreement of Apollo ANRP Advisors II, L.P. dated March 2, 2017 and effective as of August 21, 2015 (incorporated by reference to Exhibit 10.63 to Apollo Asset Management, Inc.'s Form 10-Q for the period ended June 30, 2017 (File No. 001-35107)).</u>
+10.50	<u>Form of Award Letter under the Amended and Restated Limited Partnership Agreement of Apollo ANRP Advisors II, L.P. dated March 2, 2017 and effective as of August 21, 2015 (incorporated by reference to Exhibit 10.64 to Apollo Asset Management, Inc.'s Form 10-Q for the period ended June 30, 2017 (File No. 001-35107)).</u>
+10.51	<u>Amended and Restated Agreement of Exempted Limited Partnership of Apollo Global Carry Pool Aggregator II, L.P., dated June 26, 2018 (incorporated by reference to Exhibit 10.68 to Apollo Asset Management, Inc.'s Form 10-Q for the period ended September 30, 2018 (File No. 001-35107)).</u>
+10.52	<u>Form of Award Agreement for Apollo Global Carry Pool Aggregator II, L.P. (incorporated by reference to Exhibit 10.69 to Apollo Asset Management, Inc.'s Form 10-Q for the period ended September 30, 2018 (File No. 001-35107)).</u>

APOLLO GLOBAL MANAGEMENT, INC.
EXHIBIT INDEX

+10.53	<u>Fourth Amended and Restated Exempted Limited Partnership Agreement of Apollo Advisors IX, L.P., dated August 8, 2018 and effective as of June 29, 2018 (incorporated by reference to Exhibit 10.70 to Apollo Asset Management, Inc.'s Form 10-Q for the period ended September 30, 2018 (File No. 001-35107)).</u>
+10.54	<u>Form of Award Letter for Apollo Advisors IX, L.P. (incorporated by reference to Exhibit 10.71 to Apollo Asset Management, Inc.'s Form 10-Q for the period ended September 30, 2018 (File No. 001-35107)).</u>
+10.55	<u>Amended and Restated Limited Partnership Agreement of Apollo Special Situations Advisors, L.P., dated as of February 15, 2017 and effective as of March 18, 2016 (incorporated by reference to Exhibit 10.80 to Apollo Asset Management, Inc.'s Form 10-K for the period ended December 31, 2018 (File No. 001-35107)).</u>
+10.56	<u>Amended and Restated Agreement of Exempted Limited Partnership of Apollo Global Carry Pool Aggregator III, L.P., dated June 29, 2020 (incorporated by reference to Exhibit 10.6 to Apollo Asset Management, Inc.'s Form 10-Q for the period ended June 30, 2020 (File No. 001-35107)).</u>
+10.57	<u>Form of Award Agreement for Apollo Global Carry Pool Aggregator III, L.P. (incorporated by reference to Exhibit 10.7 to Apollo Asset Management, Inc.'s Form 10-Q for the period ended June 30, 2020 (File No. 001-35107)).</u>
+10.58	<u>Amended and Restated Exempted Limited Partnership Agreement of Apollo Infra Equity Advisors (IH UT), L.P., dated as of February 25, 2020 and effective as of January 1, 2020 (incorporated by reference to Exhibit 10.105 to Apollo Asset Management, Inc.'s Form 10-K for the period ended December 31, 2020 (File No. 001-35107)).</u>
+10.59	<u>Amended and Restated Exempted Limited Partnership Agreement of Apollo Infra Equity Advisors (APO DC UT), L.P., dated as of February 25, 2020 and effective as of January 1, 2020 (incorporated by reference to Exhibit 10.106 to Apollo Asset Management, Inc.'s Form 10-K for the period ended December 31, 2020 (File No. 001-35107)).</u>
+10.60	<u>Form of Award Agreement for Apollo Infra Equity Advisors (APO DC UT), L.P. and Apollo Infra Equity Advisors (IH UT), L.P. (incorporated by reference to Exhibit 10.107 to Apollo Asset Management, Inc.'s Form 10-K for the period ended December 31, 2020 (File No. 001-35107)).</u>
+10.61	<u>Amended and Restated Exempted Limited Partnership Agreement of Apollo Global Carry Pool Aggregator IV, L.P., dated January 28, 2021 (incorporated by reference to Exhibit 10.4 to Apollo Asset Management, Inc.'s Form 10-Q for the period ended March 31, 2021 (File No. 001-35107)).</u>
+10.62	<u>Form of Award Agreement for Apollo Global Carry Pool Aggregator IV, L.P. (incorporated by reference to Exhibit 10.5 to Apollo Asset Management, Inc.'s Form 10-Q for the period ended March 31, 2021 (File No. 001-35107)).</u>
†+10.63	<u>Apollo Supplemental Partner Program Plan Document (incorporated by reference to Exhibit 10.7 to Apollo Asset Management, Inc.'s Form 10-Q for the period ended March 31, 2022 (File No. 001-35107)).</u>
†+10.64	<u>Form of Apollo Supplemental Partner Program Plan Award Letter (incorporated by reference to Exhibit 10.8 to Apollo Asset Management, Inc.'s Form 10-Q for the period ended March 31, 2022 (File No. 001-35107)).</u>
+10.65	<u>Form of ADIP (Athene) Carry Plan, L.P. Award Letter (incorporated by reference to Exhibit 10.1 to Athene Holding Ltd.'s Form 10-Q for the period ended September 30, 2020 (File No. 001-37963)).</u>

APOLLO GLOBAL MANAGEMENT, INC.
EXHIBIT INDEX

10.66	<u>Form of Indemnification Agreement (incorporated by reference to Exhibit 10.25 to the Registrant's Form 10-O for the period ended March 31, 2022 (File No. 001-41197)).</u>
10.67	<u>Form of Independent Director Engagement Letter (incorporated by reference to Exhibit 10.26 to the Registrant's Form 10-O for the period ended March 31, 2022 (File No. 001-41197)).</u>
10.68	<u>Stockholders Agreement, dated as of January 1, 2022, among Apollo Global Management, Inc., Leon D. Black, Marc J. Rowan, Joshua J. Harris and the other persons party thereto (incorporated by reference to Exhibit 10.27 to the Registrant's Form 10-O for the period ended March 31, 2022 (File No. 001-41197)).</u>
10.69	<u>Registration Rights Agreement, dated as of January 1, 2022, among Apollo Global Management, Inc., Scott M. Kleinman, James C. Zelter and the other persons party thereto (incorporated by reference to Exhibit 10.28 to the Registrant's Form 10-O for the period ended March 31, 2022 (File No. 001-41197)).</u>
10.70	<u>Exchange Implementation Agreement, dated December 31, 2021, by and among Apollo Global Management, Inc. and certain other persons and certain holders of Apollo Operating Group (incorporated by reference to Exhibit 10.106 to Apollo Asset Management, Inc.'s Form 10-K for the period ended December 31, 2021 filed on February 25, 2022 (File No. 001-35107)).</u>
10.71	<u>Amended and Restated Tax Receivable Agreement, dated as of May 6, 2013, by and among APO Corp., Apollo Principal Holdings II, L.P., Apollo Principal Holdings IV, L.P., Apollo Principal Holdings VI, Apollo Principal Holdings VIII, L.P., AMH Holdings (Cayman), L.P. and each Holder defined therein. (incorporated by reference to Exhibit 10.10 to Apollo Asset Management, Inc.'s Form 10-O for the period ended June 30, 2016 (File No. 001-35107)).</u>
10.72	<u>Amendment to Amended and Restated Tax Receivable Agreement, dated as of September 5, 2019, by and among APO Corp., Apollo Principal Holdings II, L.P., Apollo Principal Holdings IV, L.P., Apollo Principal Holdings VI, L.P. Apollo Principal Holdings VIII, L.P., AMH Holdings (Cayman), L.P. and each Holder defined therein (incorporated by reference to Exhibit 99.2 to Apollo Asset Management, Inc.'s Form 8-K filed on September 5, 2019 (File No. 001-35107)).</u>
10.73	<u>Waiver to Amended and Restated Tax Receivable Agreement, dated May 2, 2022 (incorporated by reference to Exhibit 10.32 to the Registrant's Form 10-O for the period ended March 31, 2022 (File No. 001-41197)).</u>
†10.74	<u>Revolving Credit Facility, among ACMP Holdings, LLC, Apollo Capital Markets Management, L.P., Sumitomo Mitsui Banking Corporation, Mizuho Bank Ltd. and the lenders from time to time party thereto, dated as of April 1, 2022 (incorporated by reference to Exhibit 10.1 to the Registrant's Form 8-K filed with the Securities and Exchange Commission on April 7, 2022 (File No. 001-41197)).</u>
10.75	<u>Second Amended and Restated Agreement of Exempted Limited Partnership of AISG Holdings LP, dated June 16, 2022 and effective as of January 1, 2019 (incorporated by reference to Exhibit 10.2 to the Registrant's Form 10-O for the period ended June 30, 2022 (File No. 001-41197)).</u>
+10.76	<u>Employment Agreement with John Suydam, dated July 19, 2017 (incorporated by reference to Exhibit 10.38 to Apollo Asset Management, Inc.'s Form 10-O for the period ended September 30, 2017 (File No. 001-35107)).</u>
+10.77	<u>Letter Agreement with John Suydam, dated November 7, 2018 (incorporated by reference to Exhibit 10.41 to Apollo Asset Management, Inc.'s Form 10-K for the period ended December 31, 2018 (File No. 001-35107)).</u>
+10.78	<u>Amendment to the Employment Agreement of John Suydam originally effective July 19, 2017, dated as of December 20, 2019 (incorporated by reference to Exhibit 10.53 to Apollo Asset Management, Inc.'s Form 10-K for the period ended December 31, 2019 (File No. 001-35107)).</u>

APOLLO GLOBAL MANAGEMENT, INC.
EXHIBIT INDEX

+10.79	Amendment to the Employment Agreement of John Suydam originally effective July 19, 2017 and as amended as of December 20, 2019, dated December 5, 2023 (incorporated by reference to Exhibit 10.76 to the Registrant's Form 10-K for the period ended December 31, 2023 (File No. 001-41197)).
†+10.80	Form of Apollo Carry Award (incorporated by reference to Exhibit 10.1 to the Registrant's Form 10-Q for the period ended March 31, 2023 (File No. 001-41197)).
†+10.81	Accord+ Notional Bonus Plan (incorporated by reference to Exhibit 10.2 to the Registrant's Form 10-Q for the period ended March 31, 2023 (File No. 001-41197)).
+10.82	Amended and Restated Exempted Limited Partnership Agreement of Apollo EPF Advisors IV, L.P., dated March 27, 2023 and effective as of December 31, 2021 (incorporated by reference to Exhibit 10.3 to the Registrant's Form 10-Q for the period ended March 31, 2023 (File No. 001-41197)).
+10.83	Amended and Restated Exempted Limited Partnership Agreement of Apollo Infrastructure Opportunities Advisors II, L.P., dated February 10, 2022 and effective as of July 10, 2020 (incorporated by reference to Exhibit 10.4 to the Registrant's Form 10-Q for the period ended March 31, 2023 (File No. 001-41197)).
+10.84	Amended and Restated Exempted Limited Partnership Agreement of Apollo Hybrid Value Advisors II, L.P., dated March 31, 2022 and effective as of September 29, 2020 (incorporated by reference to Exhibit 10.5 to the Registrant's Form 10-Q for the period ended March 31, 2023 (File No. 001-41197)).
†+10.85	Form of Apollo Carry Award (incorporated by reference to Exhibit 10.1 to the Registrant's Form 10-Q for the period ended March 31, 2024 (File No. 001-41197)).
+10.86	Amended and Restated Exempted Limited Partnership Agreement of Apollo Advisors X, L.P., dated as of August 18, 2023 (incorporated by reference to Exhibit 10.2 to the Registrant's Form 10-Q for the period ended March 31, 2024 (File No. 001-41197)).
+10.87	Form of Award Letter for Apollo Advisors X, L.P. (incorporated by reference to Exhibit 10.3 to the Registrant's Form 10-Q for the period ended March 31, 2024 (File No. 001-41197)).
+10.88	Second Amended and Restated Exempted Limited Partnership Agreement of Apollo ADIP Advisors, L.P., dated as of June 12, 2020 (incorporated by reference to Exhibit 10.4 to the Registrant's Form 10-Q for the period ended March 31, 2024 (File No. 001-41197)).
*19.1	Insider Trading Policy.
*21.1	Subsidiaries of Apollo Global Management, Inc.
*22.1	List of Subsidiary Guarantors.
*23.1	Consent of Deloitte & Touche LLP.
*31.1	Certification of the Chief Executive Officer pursuant to Rule 13a-14(a).
*31.2	Certification of the Chief Financial Officer pursuant to Rule 13a-14(a).
*32.1	Certification of the Chief Executive Officer pursuant to 18 U.S.C. Section 1350, as adopted pursuant to Section 906 of the Sarbanes-Oxley Act of 2002 (furnished herewith).

APOLLO GLOBAL MANAGEMENT, INC.
EXHIBIT INDEX

*32.2	Certification of the Chief Financial Officer pursuant to 18 U.S.C. Section 1350, as adopted pursuant to Section 906 of the Sarbanes-Oxley Act of 2002 (furnished herewith).
97.1	Apollo Global Management, Inc. Statutory Recoupment Policy (incorporated by reference to Exhibit 97.1 to the Registrant's Form 10-K for the period ended December 31, 2023 (File No. 001-41197)).
101	Interactive data files pursuant to Rule 405 of Regulation S-T, formatted in Inline XBRL (eXtensible Business Reporting Language): (i) the Consolidated Statements of Financial Condition as of December 31, 2024 and December 31, 2023, (ii) the Consolidated Statements of Operations for the years ended December 31, 2024, 2023 and 2022, (iii) the Consolidated Statements of Comprehensive Income (Loss) for the years ended December 31, 2024, 2023 and 2022; (iv) the Consolidated Statements of Equity for the years ended December 31, 2024, 2023 and 2022, (v) the Consolidated Statements of Cash Flows for the years ended December 31, 2024, 2023 and 2022, and (vi) the Notes to the Consolidated Financial Statements.
104	Cover Page Interactive Data File (formatted in Inline XBRL in Exhibit 101).

ith.

t contract or compensatory plan or arrangement.

rmation contained in this exhibit has been omitted because it is not material and is the type that the registrant treats as private or confidential.

The agreements and other documents filed as exhibits to this report are not intended to provide factual information or other disclosure other than with respect to the terms of the agreements or other documents themselves, and you should not rely on them for that purpose. In particular, any representations and warranties made by us in these agreements or other documents were made solely within the specific context of the relevant agreement or document and may not describe the actual state of affairs as of the date they were made or at any other time.

ITEM 16. FORM 10-K SUMMARY

Not applicable.

SIGNATURES

Pursuant to the requirements of the Securities Exchange Act of 1934, the registrant has duly caused this report to be signed on its behalf by the undersigned, thereunto duly authorized.

Apollo Global Management, Inc.

(Registrant)

Date: February 24, 2025

By: /s/ Martin Kelly

Name: Martin Kelly

Title: Chief Financial Officer
(principal financial officer and authorized signatory)

Pursuant to the requirements of the Securities Exchange Act of 1934, this report has been signed below by the following persons on behalf of the registrant and in the capacities and on the dates indicated:

Name	Title	Date
<u>/s/ Marc Rowan</u> Marc Rowan	Chief Executive Officer and Director (principal executive officer)	February 24, 2025
<u>/s/ Martin Kelly</u> Martin Kelly	Chief Financial Officer (principal financial officer)	February 24, 2025
<u>/s/ Louis-Jacques Tanguy</u> Louis-Jacques Tanguy	Chief Accounting Officer (principal accounting officer)	February 24, 2025
<u>/s/ James Belardi</u> James Belardi	Director CEO of AHL	February 24, 2025
<u>/s/ Scott Kleinman</u> Scott Kleinman	Director Co-President of AAM	February 24, 2025
<u>/s/ James Zelter</u> James Zelter	Director President	February 24, 2025
<u>/s/ Walter (Jay) Clayton</u> Walter (Jay) Clayton	Independent Chair and Director	February 24, 2025
<u>/s/ Marc Beilinson</u> Marc Beilinson	Director	February 24, 2025
<u>/s/ Jessica Bibliowicz</u> Jessica Bibliowicz	Director	February 24, 2025
<u>/s/ Michael Ducey</u> Michael Ducey	Director	February 24, 2025
<u>/s/ Kerry Murphy Healey</u> Kerry Murphy Healey	Director	February 24, 2025
<u>/s/ Mitra Hormozi</u> Mitra Hormozi	Director	February 24, 2025
<u>/s/ Pamela Joyner</u> Pamela Joyner	Director	February 24, 2025
<u>/s/ AB Krongard</u> AB Krongard	Director	February 24, 2025

<hr/> <i>/s/ Pauline Richards</i> Pauline Richards	Director	February 24, 2025
<hr/> <i>/s/ David Simon</i> David Simon	Director	February 24, 2025
<hr/> <i>/s/ Lynn Swann</i> Lynn Swann	Director	February 24, 2025
<hr/> <i>/s/ Patrick Toomey</i> Patrick Toomey	Director	February 24, 2025

DESCRIPTION OF THE REGISTRANT'S SECURITIES REGISTERED PURSUANT TO SECTION 12 OF THE SECURITIES EXCHANGE ACT OF 1934

As of the date of the Annual Report on Form 10-K of which this exhibit is a part, Apollo Global Management Inc. ("Apollo", "AGM," "we," "us," "our," and the "Company") has three classes of securities registered under Section 12 of the Securities Exchange Act of 1934, as amended (the "Exchange Act"):

- our common stock, par value \$0.00001 per share ("common stock");
- our 6.75% Series A Mandatory Convertible Preferred Stock, par value \$0.00001 per share ("Series A Mandatory Convertible Preferred Stock"); and
- our 7.625% Fixed-Rate Resettable Junior Subordinated Notes due 2053 ("2053 Junior Subordinated Notes").

This description is intended as a summary and is qualified in its entirety by reference to (i) in the case of our capital stock, the provisions of our amended and restated certificate of incorporation, as amended, including the certificate of designations of the Series A Mandatory Convertible Preferred Stock (the "certificate of designations" and, collectively, our "certificate of incorporation") and our amended and restated bylaws (our "bylaws"), copies of which have been filed as exhibits to our Current Report on Form 8-K12B filed with the Securities and Exchange Commission (the "SEC") on January 3, 2022 and our Current Report on Form 8-K filed with the SEC on August 11, 2023 and (ii) in the case of our 2053 Junior Subordinated Notes, the indenture dated as of August 23, 2023, by and among AGM, each of the guarantors named therein (the "Guarantors") and U.S. Bank Trust Company, National Association, as trustee (the "2053 Indenture"), and the form of 2053 Junior Subordinated Notes, copies of which have been filed as exhibits to our Current Report on Form 8-K filed with the SEC on August 23, 2023.

Our common stock, Series A Mandatory Convertible Preferred Stock and 2053 Junior Subordinated Notes are listed on the New York Stock Exchange under the ticker symbols "APO," "APO.PRA" and "APOS," respectively.

CAPITAL STOCK**General**

Pursuant to our certificate of incorporation, our authorized capital stock consists of 100,000,000,000 shares, which is divided into two classes as follows:

- 90,000,000,000 shares of common stock, par value of \$0.00001 per share ("common stock"); and
- 10,000,000,000 shares of preferred stock, \$0.00001 par value per share ("preferred stock"), which may be designated from time to time in accordance with Article IV of our certificate of incorporation and of which 25,000,000 shares are designated as "6.75% Series A Mandatory Convertible Preferred Stock."

Common Stock*Economic Rights*

Dividends. Subject to preferences that apply to shares of Series A Mandatory Convertible Preferred Stock and any other shares of our preferred stock outstanding at the time, the holders of our common stock (the "Common Stockholders") are entitled to receive dividends out of funds legally

available therefor if our board of directors, in its sole discretion, determines to declare and pay dividends and then only at the times and in the amounts that our board of directors may determine.

Liquidation. If we become subject to an event giving rise to our dissolution, the assets legally available for distribution to our stockholders would be distributable ratably among the holders of our common stock and any participating preferred stock outstanding at that time ranking on parity with our common stock with respect to such distribution, subject to prior satisfaction of all outstanding debt and liabilities and the preferential rights of, and the payment of liquidation preferences, if any, on shares of Series A Mandatory Convertible Preferred Stock and any other outstanding shares of our preferred stock.

Voting Rights

Except as required by the Delaware General Corporation Law (the “DGCL”) or as expressly otherwise provided in our certificate of incorporation, each Common Stockholder is entitled to vote on any matter submitted to our stockholders generally. Each holder of a share of our common stock is entitled, in respect of each share of our common stock that is outstanding in his, her or its name on our books, to one vote on all matters on which holders of our common stock are entitled to vote. Common Stockholders have no voting, approval or consent rights in respect of any amendments to our certificate of incorporation (including any certificate of designation relating to any series of our preferred stock) that relates solely to the terms of one or more outstanding series of our preferred stock on which the holders of such affected series of our preferred stock are entitled to vote.

Our certificate of incorporation provides that the number of authorized shares of any class of stock, including our common stock, may be increased or decreased (but not below the number of shares of such class then outstanding) by the affirmative vote of the holders of a majority in voting power of the then outstanding shares of capital stock entitled to vote thereon.

No Preemptive or Similar Rights

Our common stock is not entitled to preemptive or similar rights.

Preferred Stock

Our board of directors is authorized, subject to limitations prescribed by Delaware law, to provide, out of the unissued shares of our preferred stock, for one or more series of our preferred stock, to fix the designation, powers (including voting powers), preferences and relative, participating, optional and other special rights of, and the qualifications, limitations or restrictions thereof, such series of our preferred stock and the number of shares of such series, in each case without further vote or action by our stockholders (except as may be required by the terms of our certificate of incorporation and any certificate of designation relating to any series of our preferred stock our preferred stock then outstanding). Our board of directors can also increase (but not above the total number of shares of our preferred stock then authorized and available for issuance and not committed for other issuance) or decrease (but not below the number of shares of such series then outstanding) the number of shares of any series of our preferred stock. Our board of directors may authorize the issuance of our preferred stock with voting or conversion rights that could dilute or have a detrimental effect on the proportion of voting power held by, or other relative rights of, the holders of our common stock. The issuance of our preferred stock, while providing flexibility in connection with possible acquisitions and other corporate purposes, could, among other things, have the effect of delaying, deferring or preventing a change in the control of AGM and might adversely affect the market price of our common stock.

There are no shares of our preferred stock outstanding other than as described herein.

Series A Mandatory Convertible Preferred Stock

On August 11, 2023, AGM issued 28,750,000 shares of Series A Mandatory Convertible Preferred Stock.

Economic Rights

Dividends. Dividends on the Series A Mandatory Convertible Preferred Stock are payable on a cumulative basis when, as and if declared by our board of directors out of funds legally available, at a rate per annum equal to 6.75% on the liquidation preference of \$50.00 per share, and may be paid in cash or, subject to certain limitations, in shares of common stock or, subject to certain limitations, any combination of cash and shares of common stock. If declared, dividends on the Mandatory Convertible Preferred Stock are payable quarterly on January 31, April 30, July 31 and October 31 of each year (each a "Dividend Payment Date"), having commenced on October 31, 2023.

Liquidation. Upon any voluntary or involuntary liquidation, winding-up or dissolution, each holder of the Series A Mandatory Convertible Preferred Stock will be entitled to receive a liquidation preference in the amount of \$50.00 per share of Series A Mandatory Convertible Preferred Stock, plus an amount equal to accumulated and unpaid dividends on such shares, whether or not declared, to, but excluding, the date fixed for liquidation, winding-up or dissolution, to be paid out of our assets legally available for distribution to Common Stockholders after satisfaction of debt and other liabilities owed to our creditors and holders of shares of our capital stock ranking senior to the Series A Mandatory Convertible Preferred Stock and before any payment or distribution is made to holders of any capital stock ranking junior to the Series A Mandatory Convertible Preferred Stock, including, without limitation, our common stock.

Ranking

Each share of Series A Mandatory Convertible Preferred Stock is identical in all respects to every other share of Series A Mandatory Convertible Preferred Stock. The Series A Mandatory Convertible Preferred Stock, with respect to dividend rights and/or distribution rights upon the liquidation, winding-up or dissolution, as applicable, of AGM, rank (i) senior to our common stock and each other class or series of Junior Stock (as defined in the certificate of designations), (ii) on parity with each class or series of Parity Stock (as defined in the certificate of designations), (iii) junior to each class or series of Senior Stock (as defined in the certificate of designations) and (iv) junior to our existing and future indebtedness and other liabilities. In addition, with respect to dividend rights and distribution rights upon the liquidation, winding-up or dissolution of AGM, the Series A Mandatory Convertible Preferred Stock will be structurally subordinated to any existing and future indebtedness and other liabilities of each of its subsidiaries.

Conversion Rights

Unless converted earlier in accordance with the terms of Series A Mandatory Convertible Preferred Stock, each share of the Series A Mandatory Convertible Preferred Stock will automatically convert on the mandatory conversion date, which is expected to be July 31, 2026, into between 0.5057 shares and 0.6068 shares of our common stock, in each case, subject to customary anti-dilution adjustments described in our certificate of designations. The number of shares of common stock issuable upon conversion will be determined based on the average volume weighted average price per share of common stock over the 20 consecutive trading day period beginning on, and including, the 21st scheduled trading day immediately prior to July 31, 2026.

Holders of the Series A Mandatory Convertible Preferred Stock will have the option to convert all or any portion of their shares of Series A Mandatory Convertible Preferred Stock at any time prior to the mandatory conversion date. Early conversions that are not in connection with a Fundamental Change (as defined in the certificate of designations) will be settled at the minimum conversion rate of 0.5057 shares of common stock per share of Series A Mandatory Convertible Preferred Stock (subject to anti-dilution adjustments). In addition, the conversion rate applicable to any such early conversion may in certain circumstances be increased to compensate holders of the Series A Mandatory Convertible Preferred Stock for certain unpaid accumulated dividends.

If a Fundamental Change occurs on or prior to July 31, 2026, then holders of the Series A Mandatory Convertible Preferred Stock will be entitled to convert all or any portion of their Series A Mandatory Convertible Preferred Stock at the Fundamental Change Conversion Rate (as defined in the certificate of designations) for a specified period of time and to also receive an amount to compensate them for certain unpaid accumulated dividends and any remaining future scheduled dividend payments.

Voting Rights

Except as specifically required by Delaware law or our certificate of incorporation, and except for the limited voting and consent rights described herein, the holders of the Series A Mandatory Convertible Preferred Stock will have no voting rights or powers.

Whenever dividends on any shares of the Series A Mandatory Convertible Preferred Stock have not been declared and paid for the equivalent of six or more dividend periods, whether or not for consecutive dividend periods, the authorized number of directors on our board of directors will, at the next annual meeting of stockholders or at a special meeting of stockholders, automatically be increased by two, and the holders of the Series A Mandatory Convertible Preferred Stock, voting together as a single class with holders of any and all other series of Voting Preferred Stock (as defined in the certificate of designations) then outstanding, will be entitled, at our next annual meeting of stockholders or at a special meeting of stockholders, if any, to vote for the election of a total of two additional members of our board of directors, subject to certain limitations.

So long as any shares of Series A Mandatory Convertible Preferred Stock are outstanding, the affirmative vote or consent of holders of at least two-thirds in voting power of the outstanding shares of Series A Mandatory Convertible Preferred Stock and all other series of Voting Preferred Stock at the time outstanding and entitled to vote thereon, voting together as a single class, is required to:

- amend or alter the provisions of our certificate of incorporation so as to authorize or create, or increase the authorized number of, any class or series of Senior Stock;
 - amend, alter or repeal the provisions of our certificate of incorporation so as to adversely affect the special rights, preferences or voting powers of the Series A Mandatory Convertible Preferred Stock; or
 - consummate a binding share exchange or reclassification involving the shares of the Series A Mandatory Convertible Preferred Stock, a merger or consolidation of us with another entity or a conversion of AGM or domestication in or transfer to a foreign jurisdiction, unless, in each case: (i) the shares of Series A Mandatory Convertible Preferred Stock remain outstanding following the consummation of such binding share exchange, reclassification, merger or consolidation or, in the case of (x) any such merger or consolidation with respect to which we are not the surviving or resulting entity (or in which the Series A Mandatory Convertible Preferred Stock is otherwise exchanged or reclassified) or (y) any such conversion, domestication or transfer, are converted or reclassified into or exchanged for preference securities of the surviving
-

or resulting entity, of the converted, domesticated or transferred entity or, in either case, such entity's ultimate parent; and (ii) the shares of Series A Mandatory Convertible Preferred Stock that remain outstanding or such shares of preference securities, as the case may be, have such rights, preferences and voting powers that, taken as a whole, are not materially less favorable to the holders thereof than the rights, preferences and voting powers, taken as a whole, of the Series A Mandatory Convertible Preferred Stock immediately prior to the consummation of such transaction, in each case, subject to certain exceptions.

Priority of Dividends

So long as any share of Series A Mandatory Convertible Preferred Stock remains outstanding, no dividend or distribution may be declared or paid on our common stock or any other class or series of Junior Stock (as defined in the certificate of designations), and no shares of our common stock or any other class or series of Junior Stock or Parity Stock (as defined in the certificate of designations) may be, directly or indirectly, purchased, redeemed or otherwise acquired for consideration by AGM or any of its subsidiaries unless, in each case, all accumulated and unpaid dividends for all preceding dividend periods have been declared and paid in full in cash, shares of our common stock or a combination thereof, or a sufficient sum of cash or number of shares of our common stock has been set apart for the payment of such dividends, on all outstanding shares of Series A Mandatory Convertible Preferred Stock, subject to certain exceptions.

When dividends on shares of Series A Mandatory Convertible Preferred Stock (i) have not been declared and paid in full on any Dividend Payment Date (or, in the case of Parity Stock having dividend payment dates different from such Dividend Payment Dates, on a dividend payment date falling within a regular dividend period related to such Dividend Payment Date), or (ii) have been declared but a sum of cash or number of shares of our common stock sufficient for payment thereof has not been set aside for the benefit of the holders of Series A Mandatory Convertible Preferred Stock thereof on the applicable Regular Record Date (as defined in the certificate of designations), no dividends may be declared or paid on any shares of Parity Stock unless dividends are declared on the shares of Series A Mandatory Convertible Preferred Stock such that the respective amounts of such dividends declared on the shares of Series A Mandatory Convertible Preferred Stock and such shares of Parity Stock will be allocated pro rata among the holders of the shares of Series A Mandatory Convertible Preferred Stock and the holders of any shares of Parity Stock then outstanding.

Anti-Takeover Provisions

Our certificate of incorporation and bylaws and the DGCL contain provisions, which are summarized in the following paragraphs, that are intended to enhance the likelihood of continuity and stability in the composition of our board of directors and to discourage certain types of transactions that may involve an actual or threatened acquisition of our company. These provisions are intended to avoid costly takeover battles, reduce our vulnerability to a hostile change in control or other unsolicited acquisition proposal, and enhance the ability of our board of directors to maximize stockholder value in connection with any unsolicited offer to acquire us. However, these provisions may have the effect of delaying, deterring or preventing a merger or acquisition of our company by means of a tender offer, a proxy contest or other takeover attempt that a stockholder might consider in its best interest, including attempts that might result in a premium over the prevailing market price for the shares of common stock held by stockholders.

Authorized but Unissued Capital Stock

Delaware law does not require stockholder approval for any issuance of shares that are authorized and available for issuance. However, the listing requirements of the New York Stock Exchange which would apply so long as the shares of our common stock remain listed on the New York Stock Exchange,

require stockholder approval of certain issuances equal to or exceeding 20% of the then outstanding voting power or the then outstanding number of shares of our common stock. These additional shares may be used for a variety of corporate purposes, including future public offerings, to raise additional capital or to facilitate acquisitions.

Our board of directors may generally issue shares of one or more series of preferred stock on terms designed to discourage, delay or prevent a change of control of us or the removal of our management. Moreover, our authorized but unissued shares of preferred stock are available for future issuances in one or more series without stockholder approval and could be utilized for a variety of corporate purposes, including future offerings to raise additional capital, to facilitate acquisitions and employee benefit plans.

One of the effects of the existence of authorized and unissued and unreserved common stock or preferred stock may be to enable our board of directors to issue shares to persons friendly to current management, which issuance could render more difficult or discourage an attempt to obtain control of us by means of a merger, tender offer, proxy contest or otherwise, and thereby protect the continuity of our management and possibly deprive our stockholders of opportunities to sell their shares of common stock at prices higher than prevailing market prices.

Business Combinations

We are subject to Section 203 of the DGCL. In general, Section 203 prohibits a publicly-held Delaware corporation from engaging, under certain circumstances, in a “business combination” with an “interested stockholder” for a period of three years following the time that the stockholder became an interested stockholder, unless:

- prior to such time, the board of directors of the corporation approved either the business combination or the transaction that resulted in the stockholder becoming an interested stockholder;
- upon consummation of the transaction that resulted in the stockholder becoming an interested stockholder, the interested stockholder owned at least 85% of the voting stock of the corporation outstanding at the time the transaction commenced, excluding for purposes of determining the number of shares outstanding (but not for purposes of determining the number of shares owned by the interested stockholder) (i) shares owned by persons who are directors and also officers and (ii) shares owned by employee stock plans in which employee participants do not have the right to determine confidentially whether shares held subject to the plan will be tendered in a tender or exchange offer; or
- at or subsequent to such time, the business combination is approved by the board and authorized at an annual or special meeting of stockholders, and not by written consent, by the affirmative vote of at least sixty-six and two-thirds (66 2/3)% of the outstanding voting stock which is not owned by the interested stockholder.

Generally, a “business combination” includes a merger, asset or stock sale, or other transaction resulting in a financial benefit to the interested stockholder (other than on other than a pro rata basis with other stockholders). Subject to certain exceptions, an “interested stockholder” is a person who, together with that person’s affiliates and associates, “owns” or if such person is an affiliate or associate of the corporation, within three years prior to the determination of interested stockholder status, did “own” 15% or more of a corporation’s outstanding voting stock.

Under certain circumstances, Section 203 makes it more difficult for a person who would be an “interested stockholder” to effect various business combinations with a corporation for a three-year period. Accordingly, Section 203 could have an anti-takeover effect with respect to certain transactions our board of directors does not approve in advance or certain transactions with “interested stockholders” who have not been approved by the board of directors prior to becoming an interested stockholder. The provisions of Section 203 may encourage companies interested in acquiring us to negotiate in advance with our board of directors to avoid the restrictions on business combinations that would apply if the stockholder became an interested stockholder. However, Section 203 also could discourage attempts that might result in a premium over the market price for the shares of common stock held by stockholders. These provisions also may have the effect of preventing changes in our board of directors and may make it more difficult to accomplish transactions that stockholders may otherwise deem to be in their best interests.

Series A Mandatory Convertible Preferred Stock

Holders of our Series A Mandatory Convertible Preferred Stock have the right to convert their shares upon the occurrence of a “Fundamental Change,” which could have the effect of discouraging third parties from pursuing certain transactions with us, which may otherwise be in the best interest of our stockholders. See “Preferred Stock” above.

Election of directors

Directors are elected at an annual meeting of our stockholders. Subject to the rights of the holders of preferred shares, properly brought before the meeting and, subject to the rights of the holders of any series of preferred stock with respect to any director elected by holders of preferred stock, in an uncontested election, directors are elected by a majority of the votes cast by the holders of our outstanding shares of capital stock present in person or represented by proxy and entitled to vote on the election of directors at such annual meeting. In a contested election, directors are elected by a plurality of the votes cast by the holders of our outstanding shares of capital stock present in person or represented by proxy and entitled to vote on the election of directors at such annual meeting. However, if a director is not re-elected by a majority of the votes cast, such director shall offer to tender his or her resignation to our board of directors and the Nominating and Corporate Governance Committee of the board of directors will make a recommendation to the board of directors on whether to accept or reject the resignation, or whether other action should be taken. In this case, the board of directors (excluding the director tendering his or her resignation) will act on the Nominating and Corporate Governance Committee’s recommendation and publicly disclose its decision and the rationale behind it within ninety (90) days from the date of the certification of the election results. The time, date and place of the annual meeting will be fixed by the board of directors. See also “Series A Mandatory Convertible Preferred Stock – Voting Rights” above.

Removal of Directors

Any director or the whole board of directors (other than a director elected by holders of preferred stock) may be removed, with or without cause, at any time, by the affirmative vote of the holders of a majority in voting power of the outstanding shares of our common stock and any full voting preferred stock entitled to vote thereon, voting together as a class.

Vacancies; Newly Created Directorships

In addition, our certificate of incorporation also provides that, subject to the terms and conditions of the stockholder agreements and the rights granted to one or more series of our preferred stock then outstanding, any vacancies on our board of directors may only be filled by the affirmative vote of a majority of the remaining directors, even if less than a quorum, or by a sole remaining director. Our

certificate of incorporation further provides that, subject to the rights granted to one or more series of our preferred stock then outstanding, any newly created directorship on the board of directors that results from an increase in the number of directors may only be filled by the affirmative vote of a majority of the directors in office, provided that a quorum is present. However, if there are no directors in office, then an election of directors may be held in accordance with the DGCL.

Requirements for Advance Notification of Stockholder Proposals and Nominations; Proxy Access

Our bylaws establish advance notice procedures with respect to stockholder proposals and stockholder nominations of persons for election to our board of directors. Generally, to be timely, a stockholder's notice of a stockholder proposal or nomination must be received at our principal executive offices not less than 90 days or more than 120 days prior to the first anniversary date of the immediately preceding annual meeting of stockholders. Our bylaws also specify requirements as to the form and content of a stockholder's notice. Our bylaws allow our board of directors to adopt rules and regulations for the conduct of meetings, which may have the effect of precluding the conduct of certain business or nominations at a meeting if the rules and regulations are not followed. These provisions may deter, delay or discourage a potential acquirer from attempting to influence or obtain control of our company.

Our bylaws also contain a "proxy access" provision that permits a stockholder or group of up to 20 stockholders owning 3% or more of our outstanding common stock continuously for at least three years to nominate and include in our proxy materials director nominees up to the greater of two or 20% of the number of directors on our board (subject to certain adjustments and other conditions), provided the stockholder(s) and the nominee(s) satisfy the requirements specified in our bylaws.

Special stockholder meetings

Our certificate of incorporation provides that, subject to the rights of the holders of any series of our preferred stock, special meetings of our stockholders may be called at any time only by or at the direction of our board of directors or by our secretary upon proper written request in accordance with the procedures set forth in our bylaws of stockholders who beneficially own 25% or more of the voting power of the outstanding shares of our common stock.

Stockholder action by written consent

Pursuant to Section 228 of the DGCL, any action required or permitted to be taken at any annual or special meeting of the stockholders may be taken without a meeting, without prior notice and without a vote if a consent or consents in writing, setting forth the action so taken, is signed by the holders of outstanding stock having not less than the minimum number of votes that would be necessary to authorize or take such action at a meeting at which all shares of our stock entitled to vote thereon were present and voted and such written consent or consents are delivered in accordance with Section 228 of the DGCL, unless our certificate of incorporation provides otherwise. Our certificate of incorporation does not permit our common stockholders to act by written consent lieu of a meeting of stockholders.

Choice of forum

Unless we consent in writing to the selection of an alternative forum, the Court of Chancery of the State of Delaware is, to the fullest extent permitted by law, the sole and exclusive forum for:

(i) any derivative action or proceeding brought on our behalf;

(ii) any action asserting a claim of breach of a fiduciary duty owed by any of our current or former directors, officers, other employees or stockholders to us or our stockholders;

(iii) any action asserting a claim arising pursuant to any provision of the DGCL, our certificate of incorporation or the bylaws or as to which the DGCL confers jurisdiction on the Court of Chancery of the State of Delaware; or

(iv) any action asserting a claim related to or involving us that is governed by the internal affairs doctrine, except for, as to each of (i) through (iv) above, any claim as to which the Court of Chancery determines that there is an indispensable party not subject to the jurisdiction of the Court of Chancery (and the indispensable party does not consent to the personal jurisdiction of the Court of Chancery within ten (10) days following such determination), which is vested in the exclusive jurisdiction of a court or forum other than the Court of Chancery, or for which the Court of Chancery does not have subject matter jurisdiction. The exclusive forum provision also provides that it will not apply to claims arising under the Securities Act of 1933, as amended (the “Securities Act”), the Exchange Act or other federal securities laws for which there is exclusive federal or concurrent federal and state jurisdiction, for which the federal district courts of the United States of America will be the exclusive forum for the resolution of such claims. Stockholders cannot waive, and are not deemed to have waived under the exclusive forum provision, our compliance with the federal securities laws and the rules and regulations thereunder. However, the enforceability of similar forum provisions in other corporations’ certificates of incorporation have been challenged in legal proceedings and it is possible that a court could find these types of provisions to be unenforceable.

Stockholders Agreement

In connection with the consummation of the mergers and the corporate governance updates, each of Leon Black, Marc Rowan and Joshua Harris (the “Former Managing Partners,” and each a “Former Managing Partner”) entered into a stockholder agreement with AGM. Under the terms of such agreement, each Former Managing Partner, for so long as he and/or his family group beneficially owns at least \$400 million in value or 10 million in number of shares of our common stock (the “Ownership Threshold”), have the right to be (or to have his designee) nominated by our board of directors to be elected a director of AGM. In furtherance of such right, AGM is required to recommend that our stockholders vote in favor of the Former Managing Partners (or their designees, as applicable) and otherwise take reasonable action to support their nomination and election (including by filling vacancies on our board of directors, if necessary). Under the stockholders agreement, each Former Managing Partner is obligated to vote all our voting shares held by him or his family group in favor of the election of the other Former Managing Partners (or their designees, as applicable). The stockholders agreement also provides that, for so long as each Former Managing Partner serves on our board of directors and he and/or his family group meets the Ownership Threshold, such Former Managing Partner (but not his designee) is also entitled to serve on the executive committee of the board of directors.

Transfer Agent and Registrar

The transfer agent and registrar for our common stock and Series A Mandatory Convertible Preferred Stock is Equiniti Trust Company, LLC.

2053 JUNIOR SUBORDINATED NOTES

General

On August 23, 2023, we issued \$600,000,000 aggregate principal amount of our 2053 Junior Subordinated Notes, in denominations of \$25 and multiples of \$25 in excess thereof. The 2053 Indenture, 2053 Junior Subordinated Notes and related Guarantees (as defined below) are governed by, and construed in accordance with, the laws of the State of New York. U.S. Bank Trust Company, National Association, is the trustee (the “Trustee” for the holders of 2053 Junior Subordinated Notes and the 2053 Indenture.

Unless earlier redeemed, the entire principal amount of 2053 Junior Subordinated Notes will mature on September 15, 2053. The 2053 Junior Subordinated Notes do not provide for any sinking fund.

The 2053 Junior Subordinated Notes are unsecured and subordinated obligations of AGM. The Guarantees are unsecured and subordinated obligations of the Guarantors.

Interest and Option to Defer Interest

The initial interest rate for the 2053 Junior Subordinated Notes from and including August 23, 2023 to, but excluding, December 15, 2028 (the “First Call Date”) will be 7.625% per annum. On and after the First Call Date, the interest rate on the 2053 Junior Subordinated Notes for each Reset Period (as defined in the 2053 Indenture) will be equal to the Five-Year U.S. Treasury Rate (as defined in the 2053 Indenture) as of the most recent Reset Interest Determination Date (as defined in the 2053 Indenture) plus a spread of 3.226%.

Interest on the 2053 Junior Subordinated Notes will be payable quarterly in arrears on March 15, June 15, September 15 and December 15 of each year, subject to certain exceptions, having commenced on December 15, 2023, and will be computed on a basis of a 360-day year consisting of twelve 30-day months. The interest payment is subject to AGM’s right to defer the payment of interest, as described further below.

So long as no Event of Default (as defined in the 2053 Indenture and described further below) with respect to the 2053 Junior Subordinated Notes has occurred and is continuing, AGM may, on one or more occasions, defer interest payments on the 2053 Junior Subordinated Notes for one or more optional deferral periods of up to five consecutive years without giving rise to an Event of Default under the terms of the 2053 Junior Subordinated Notes. A deferral of interest payments cannot extend, however, beyond the maturity date or the earlier acceleration or redemption of the 2053 Junior Subordinated Notes. During an optional deferral period, interest will continue to accrue on the 2053 Junior Subordinated Notes, and deferred interest payments will accrue additional interest at the then applicable interest rate on the 2053 Junior Subordinated Notes, compounded quarterly as of each interest payment date to the extent permitted by applicable law. During an optional deferral period, AGM will be prohibited from paying current interest on the 2053 Junior Subordinated Notes until all accrued and unpaid deferred interest plus any accrued interest thereon has been paid. No interest otherwise due during an optional deferral period will be due and payable on the 2053 Junior Subordinated Notes until the end of such optional deferral period except upon an acceleration or redemption of the 2053 Junior Subordinated Notes during such deferral period.

At the end of five years following the commencement of an optional deferral period, AGM must pay all accrued and unpaid deferred interest, including compounded interest if it has not been paid before that time. If, at the end of any optional deferral period, AGM has paid all deferred interest due on the 2053 Junior Subordinated Notes, including compounded interest, AGM can again defer interest payments on the 2053 Junior Subordinated Notes as described above.

AGM will provide to the Trustee and the holders of 2053 Junior Subordinated Notes written notice of any deferral of interest at least two and not more than 60 business days prior to the applicable interest payment date.

If AGM has exercised its right to defer interest payments on the 2053 Junior Subordinated Notes, neither AGM nor any Guarantor may generally make payments on or redeem or purchase any of its equity interests or any of its debt securities or guarantees that rank *pari passu* or junior to the 2053 Junior Subordinated Notes, subject to exceptions for:

- pro rata cash distributions in respect of income tax liabilities pursuant to the organizational documents of AGM and the Guarantors existing as of the closing of the offering of the 2053 Junior Subordinated Notes;
 - dividends or distributions of equity interests;
-

- dividends in connection with a stockholder's rights plan;
- reclassification, exchange or conversion of equity interests;
- purchases of fractional equity interests;
- certain purchases of equity from employees and other insiders;
- any exchange, redemption or conversion of any series or class of equity interests for or into another class or series of equity interests;
- purchases, redemptions or acquisitions of securities under any agreement entered into prior to and not entered into in anticipation of the commencement of the optional deferral period; and
- payment of interest on pari passu debt (a) on a pro rata basis with the 2053 Junior Subordinated Notes or (b) if a default would occur under such pari passu debt, on a non-pro rata basis.

Redemption

We may elect to redeem the 2053 Junior Subordinated Notes:

- in whole or in part, during the three-month period prior to, and including, December 15, 2028 and the three-month period prior to, and including any subsequent Reset Date (as defined in the 2053 Indenture), at a redemption price equal to 100% of the principal amount of the 2053 Junior Subordinated Notes to be redeemed plus accrued and unpaid interest to, but excluding, the redemption date;
- in whole, but not in part, within 120 days of the occurrence of a Tax Redemption Event (as defined in the 2053 Indenture), at a redemption price equal to 100% of the principal amount of the 2053 junior Subordinated Notes to be redeemed plus accrued and unpaid interest to, but excluding, the redemption date; or
- in whole, but not in part, within 120 days after the occurrence of a Rating Agency Event (as defined in the 2053 Indenture), at a redemption price equal to 102% of the principal amount of the 2053 Junior Subordinated Notes to be redeemed plus accrued and unpaid interest to, but excluding, the redemption date.

Guarantees

In addition to the guarantees (the "Guarantees") provided by Apollo Asset Management, Inc., Apollo Principal Holdings A, L.P., Apollo Principal Holdings B, L.P., Apollo Principal Holdings C, L.P., AMH Holdings (Delaware), L.P., and Apollo Management Holdings, L.P., any New Apollo Operating Group Entity (other than a Non-Guarantor Entity as defined in the 2053 Indenture) must provide a Guarantee. "New Apollo Operating Entity" means any subsidiary (other than a directly or indirectly wholly-owned subsidiary) of Apollo Asset Management, Inc. other than (i) a then-existing Guarantor, (ii) any person in which Apollo Asset Management, Inc. directly or indirectly owns its interest through one or more then-existing Guarantors or (iii) any person through which Apollo Asset Management, Inc. directly or indirectly owns its interests in one or more then-existing Guarantors. Athene Holding Ltd. and its direct and indirect subsidiaries will not be required to guarantee the 2053 Junior Subordinated Notes.

Subordination

The payment of the principal of, premium, if any, and interest on the 2053 Junior Subordinated Notes and the payment of any Guarantee will:

- rank junior in right of payment to all existing and future Senior Indebtedness (as defined in the 2053 Indenture) of AGM or the relevant Guarantor;
-

- rank equal in right of payment with all existing and future Indebtedness Ranking on a Parity with the 2053 Junior Subordinated Notes (as defined in the 2053 Indenture) of AGM or the relevant Guarantor;
- be effectively subordinated to all existing and future secured Indebtedness (as defined in the 2053 Indenture) of AGM or the relevant Guarantor, to the extent of the value of the assets securing such Indebtedness; and
- be structurally subordinated in right of payment to all existing and future Indebtedness, liabilities and other obligations of each subsidiary of AGM or the relevant Guarantor that is not itself AGM or a Guarantor.

The 2053 Indenture does not contain any limitations on the amount of additional Indebtedness that we or any of the Guarantors or their respective subsidiaries may incur, including Senior Indebtedness.

Upon any payment or distribution of assets to creditors upon any receivership, liquidation, dissolution, winding up, reorganization, assignment for the benefit of creditors, marshaling of assets or any bankruptcy, insolvency, or similar proceedings, the holders of Senior Indebtedness will first be entitled to receive payment in full in cash or other satisfactory consideration of all amounts due or to become due, including interest accruing after the filing of a bankruptcy or insolvency proceeding on or in respect of such Senior Indebtedness before the holders of the 2053 Junior Subordinated Notes will be entitled to receive or retain any payment in respect thereof.

In the event of the acceleration of the maturity of 2053 Junior Subordinated Notes, the holders of all Senior Indebtedness outstanding at the time of such acceleration will first be entitled to receive payment in full in cash or other satisfactory consideration of all such Senior Indebtedness before the holders of the 2053 Junior Subordinated Notes will be entitled to receive or retain any payment in respect of the 2053 Junior Subordinated Notes.

In the event and during the continuation of any default in any payment with respect to any Senior Indebtedness, or in the event that the maturity of any Senior Indebtedness has been or would be permitted upon notice or the passage of time to be accelerated because of a default, then, unless and until such default shall have been cured or waived or shall have ceased to exist and such acceleration shall have been rescinded or annulled, then no payments on account of principal or premium, if any, or interest in respect of the 2053 Junior Subordinated Notes may be made, in each case unless and until all amounts due or to become due on such Senior Indebtedness are paid in full in cash or other satisfactory consideration.

As of December 31, 2024, AGM and the Guarantors had \$3,201 million in outstanding Senior Indebtedness, \$494 million in outstanding Indebtedness Ranking on a Parity with the 2053 Junior Subordinated Notes and the Guarantees and no Indebtedness Ranking Junior to the 2053 Junior Subordinated Notes and the Guarantees.

Events of Default, Notice and Waiver

The following constitutes “Events of Default” under the 2053 Indenture with respect to the 2053 Junior Subordinated Notes:

- (1) AGM’s failure to pay any interest, including compounded interest, on the 2053 Junior Subordinated Notes when due and payable after taking into account any optional deferral period as set forth in the 2053 Indenture, continued for 30 days;
 - (2) AGM’s failure to pay principal (or premium, if any) on any 2053 Junior Subordinated Notes when due, regardless of whether such payment became due because of maturity, redemption or otherwise; and
 - (3) certain events of bankruptcy, insolvency or reorganization of AGM or of any Guarantor (other than an Insignificant Guarantor as defined in the 2053 Indenture).
-

A default also includes, for example, a failure to pay interest when due if AGM does not give a timely written notice of its election to commence or continue a deferral period. If AGM does not give a timely written notice of its election to commence or continue a deferral period and fails to pay interest when due, any holder of 2053 Junior Subordinated Notes may seek to enforce its obligation to make the missed interest payment, including through legal process. However, there is no right of acceleration.

If AGM gives a timely written notice of its election to commence or continue a deferral period on any interest payment date (and, if such notice continues a deferral period, the deferral period has not continued for five years), then no default arises from AGM's non-payment of interest on such interest payment date.

If an Event of Default with respect to the 2053 Junior Subordinated Notes shall occur under clauses (1) or (2) above, the Trustee may pursue all legal remedies available to it, including the commencement of a judicial proceeding for the collection of the sums due and unpaid or AGM's winding up, subject to the limitations that may exist under applicable law in bankruptcy or insolvency proceedings, but the Trustee may not, in respect of any Event of Default under clause (1) above, declare the principal amount of any outstanding Notes to be due and payable.

No holder of 2053 Junior Subordinated Notes may institute any action against AGM and the Guarantors under the 2053 Indenture or the 2053 Junior Subordinated Notes (except actions for payment of overdue principal of (and premium, if any) or interest on such 2053 Junior Subordinated Notes in accordance with its terms) unless (i) the holder has given to the Trustee written notice of an Event of Default and of the continuance thereof with respect to the 2053 Junior Subordinated Notes specifying an Event of Default, as required under the 2053 Indenture, (ii) the holders of at least 25% in aggregate principal amount of outstanding 2053 Junior Subordinated Notes under the 2053 Indenture shall have requested the Trustee to institute such action and offered to the Trustee indemnity reasonably satisfactory to it against the costs, expenses and liabilities to be incurred in compliance with such request, (iii) the Trustee shall not have instituted such action within 60 days of such request and (iv) no direction inconsistent with such written request has been given to the Trustee during such 60-day period by the holders of a majority in principal amount of the 2053 Junior Subordinated Notes.

AGM is required to furnish the Trustee annually a statement by certain of its officers to the effect that, to the best of their knowledge, AGM is not in default in the fulfillment of any of its obligations under the 2053 Indenture or, if there has been a default in the fulfillment of any such obligation, specifying each such default.

Modification and Waiver

AGM, the Guarantors and the Trustee may modify the 2053 Indenture and the 2053 Junior Subordinated Notes in a manner that affects the interests or rights of the holders of 2053 Junior Subordinated Notes with the consent of the holders of at least a majority in aggregate principal amount of the 2053 Junior Subordinated Notes at the time outstanding. However, the 2053 Indenture requires the consent of each holder of notes affected by any modification which would:

- (1) change the fixed maturity of, or any installment of principal or interest on, the 2053 Junior Subordinated Notes;
 - (2) reduce the principal amount of the 2053 Junior Subordinated Notes payable at or upon acceleration of the maturity thereof, or reduce the rate or extend the time of payment of interest thereon;
 - (3) reduce any premium payable upon the redemption or change the date on which the 2053 Junior Subordinated Notes must be redeemed;
 - (4) change the currency in which the 2053 Junior Subordinated Notes or any premium or interest is payable;
-

- (5) impair the contractual right of any holder to bring suit for the payment of principal, premium, if any, and interest on its 2053 Junior Subordinated Notes, on or after the respective due dates expressed or provided for in such notes;
- (6) reduce the percentage in principal amount of outstanding 2053 Junior Subordinated Notes the consent of whose holders is required for modification or amendment of the 2053 Indenture or for waiver of compliance with certain provisions of the 2053 Indenture or for waiver of certain defaults;
- (7) modify the Guarantees in any manner adverse to the holders (in any material respect);
- (8) modify the subordination provisions of the 2053 Junior Subordinated Notes in any manner adverse to the holders of the 2053 Junior Subordinated Notes; or
- (9) modify any of the above.

AGM, the Guarantors and the Trustee may also modify and amend the 2053 Indenture and the 2053 Junior Subordinated Notes without the consent of any holders of 2053 Junior Subordinated Notes to:

- add covenants that would benefit the holders of any notes or surrender any right or power the 2053 Indenture confers upon AGM and the Guarantors;
 - evidence the assumption of AGM's obligations or the obligations of any Guarantor under the 2053 Indenture by a successor;
 - add any additional events of default for the benefit of the holders of any 2053 Junior Subordinated Notes;
 - add new guarantors;
 - provide for the release of any Guarantor in accordance with the 2053 Indenture;
 - secure the 2053 Junior Subordinated Notes;
 - provide for a successor Trustee;
 - provide for the issuance of additional 2053 Junior Subordinated Notes;
 - establish forms or terms for 2053 Junior Subordinated Notes of any series;
 - comply with the rules of any applicable depository;
 - add or change any provisions of the 2053 Indenture to permit the issuance of 2053 Junior Subordinated Notes in uncertificated form in addition to or in place of certificated notes (provided that the uncertificated notes are issued in registered form for purposes of section 163(f) of the U.S. Internal Revenue Code of 1986, as amended);
 - add, change or eliminate any of the provisions of the 2053 Indenture so long as such addition, change or elimination (i) does not apply to or modify the rights of the holders of 2053 Junior Subordinated Notes of any series created prior to such addition, change or elimination and (ii) becomes effective only when there are no notes created prior to the execution of the supplemental indenture then outstanding which are entitled to the benefit of such provision;
 - cure any ambiguity or omission, correct or supplement any provision of the 2053 Indenture which may be defective or inconsistent with any other provision therein;
 - comply with the requirements of the Trust Indenture Act of 1939, as amended (the "TIA") and any rules promulgated under the TIA;
 - make any change that does not adversely affect the rights of any holder of 2053 Junior Subordinated Notes in any material respect; or
-

- conform the text of the 2053 Indenture or the 2053 Junior Subordinated Notes to any provision of the “Description of the Notes” as stated in an officers’ certificate.

The consent of the holders is not necessary under the 2053 Indenture to approve the particular form of any proposed amendment. It is sufficient if such consent approves the substance of the proposed amendment.

Other Provisions

The 2053 Indenture also includes covenants, including limitations on the ability of AGM and, as applicable, the Guarantors to merge, consolidate, sell, transfer or lease assets and create liens on assets. The 2053 Indenture also contains customary provisions on defeasance and discharge.

About the Trustee

Subject to the provisions of the TIA, the Trustee is under no obligation to exercise any of its powers vested in it by the 2053 Indenture at the request of any holder of the 2053 Junior Subordinated Notes unless the holder offers the Trustee reasonable indemnity satisfactory to it against the costs, expenses and liabilities which might result. The Trustee is not required to expend or risk its own funds or otherwise incur any financial liability in performing its duties if the Trustee reasonably believes that it is not reasonably assured of repayment or adequate indemnity.

APOLLO GLOBAL MANAGEMENT, INC.

RESTRICTED SHARE AWARD GRANT NOTICE

Apollo Global Management, Inc., a Delaware corporation (the “Company” or “AGM”), pursuant to the Plan (defined below), hereby grants to the Participant listed below, the number of Shares of the Company (“Shares”) set forth below (the “Restricted Shares”). This Award of Restricted Shares is subject to all of the terms and conditions set forth in this Restricted Share Award Grant Notice (“Grant Notice”), the applicable carry award letter, the associated limited partnership agreement governing the carry plan partnership or other limited liability company to which the Restricted Shares relate (“Advisors LPA”), as described below (collectively, the “Governing Documents”), the attached Restricted Share Award Agreement and the Plan (collectively, the “Grant Documents”), all of which are incorporated herein by reference. Unless otherwise defined herein, the terms defined in the Plan shall have the same defined meanings in this Grant Notice and the Restricted Share Award Agreement. **By acceptance of the Restricted Shares, the Participant and the Eligible Recipient, as applicable, agree to be bound by the terms and conditions of the Plan, the Restricted Share Award Agreement and this Grant Notice, and the Participant shall timely file a Section 83(b) election with respect to this grant of the Restricted Shares, if applicable as described below.**

Participant (Individual or Estate Planning Vehicle): [name of individual or EPV] (the “Participant”)

Name of Individual Eligible Recipient: []

Date of Grant: []

Applicable Equity Incentive Plan: [Apollo Global Management, Inc. 2019 Omnibus Equity Incentive Plan (the “Plan” or the “Non-EPV Plan”)] or [Apollo Global Management, Inc. 2019 Omnibus Equity Incentive Plan for Estate Planning Vehicles (the “Plan” or the “EPV Plan”)]

Associated Carry Plan Partnership: [____], L.P. (“Advisors”)

Total Number of Restricted Shares: []

Purchase Price per Share: \$ []

Total Purchase Price: \$ []

83(b) Election Form: [**Legacy Funds:** The Section 83(b) election form can be found in the “Documents” section of your Morgan Stanley Stock Plan Connect account (“MS Account”). Please navigate to “Access” and print out and complete the 83(b) election form using your Award information included in this Grant Notice. If you have any questions regarding your MS Account or if you cannot locate the 83(b) election form, please contact / /. Please contact / / to confirm you have filed the 83(b) election form with the IRS and/or if you have any questions with respect thereto.] [**Fund X:** No 83(b) election required]

Vesting Schedule: Subject to the terms and conditions referenced in the Restricted Share Award Agreement, the Restricted Shares will vest on the following schedule (each date, a “Vesting Date”): []

The Participant has reviewed the Grant Documents in their entirety and fully understands all provisions of the Grant Documents. No amendment or modification of this Grant Notice shall be valid unless it shall be in writing and signed by all parties hereto.

APOLLO GLOBAL MANAGEMENT, INC.

By: _____

Print Name: Matthew Breitfelder

Title: Vice President

**RESTRICTED SHARE AWARD AGREEMENT
UNDER THE APOLLO GLOBAL MANAGEMENT, INC.
2019 OMNIBUS EQUITY INCENTIVE PLAN OR APOLLO GLOBAL MANAGEMENT, INC.
2019 OMNIBUS EQUITY INCENTIVE PLAN FOR ESTATE PLANNING VEHICLES**

This Award Agreement (this “Restricted Share Award Agreement”), dated as of the Date of Grant set forth on the Grant Notice associated with this Restricted Share Award Agreement (the “Grant Notice”), is made by and between Apollo Global Management, Inc., a Delaware corporation (the “Company”), and the Participant named in the Grant Notice. As used in this Restricted Share Award Agreement, for any Award issued to an Estate Planning Vehicle, references to the Participant shall be interpreted to include the Eligible Recipient named in the Grant Notice, as appropriate, including in instances where reference is made to the Participant’s employment or service or the termination thereof, or to any restrictive covenants applicable to the Participant. Capitalized terms not defined herein shall otherwise have the meaning ascribed to them in the Grant Notice and otherwise in the Plan set forth on the Grant Notice, as the same may be amended, modified or supplemented from time to time. Where the context permits, references to the Company shall include any successor to the Company.

1. Grant of Restricted Shares. The Company hereby grants to the Participant that number of restricted Shares (the “Restricted Shares”) set forth in the Grant Notice (this “Award”), subject to all of the terms and conditions of this Restricted Share Award Agreement, the Plan and the Governing Documents.

2. Purchase Price. The purchase price per Restricted Share is set forth on the Grant Notice.

3. Book Entry; Certificates. At the sole discretion of the Administrator, the Shares will be issued in either (i) uncertificated form, with the Shares recorded in the name of the Participant in the books and records of the Company’s transfer agent with appropriate notations regarding the restrictions on transfer imposed pursuant to this Restricted Share Award Agreement, and following vesting the Company shall cause certificates representing the Shares to be issued; or (ii) certificate form pursuant to the terms of Section 6. Physical possession or custody of any Share certificates that are issued shall be retained by the Company until such time as the Restricted Shares vest. The Participant may be required to execute and deliver to the Company a customary stock power with respect to the Shares and to deliver to the Company any representations or other documents or assurances required pursuant to Section 14.

4. Lapse of Restrictions.

(a) Subject to Section 4(b), the Restricted Shares shall become vested hereunder in accordance with the vesting schedule set forth on the Grant Notice (the period during which the Restricted Shares are subject to forfeiture, the “Restricted Period”), provided that the Participant remains in continuous employment or service with the Company or its Affiliates (collectively, the “Company Group”) through each applicable Vesting Date. Notwithstanding the foregoing, upon the Participant’s Termination (as defined below): (i) due to death, (ii) by the Company Group by reason of Disability, or (iii) by the Company Group other than by reason of Cause (as defined on Exhibit A), the Participant shall vest in 50% of the unvested Restricted Shares that remain subject to the Award as of such Termination date subject to the Participant’s execution and non-revocation of a general release of claims substantially in a form satisfactory to the Company within sixty (60) days following the date of Termination. For purposes of the Award, the Participant shall be deemed to be in continuous employment or service until such time as the Participant dies or otherwise experiences a Termination, or, if earlier, upon providing or receiving notice that his or her employment or service will terminate.

(b) Except as otherwise provided under the terms of the Plan, in Section 4(a) above, or in the vesting schedule set forth on the Grant Notice, if the Participant’s employment or service terminates for any reason, such that the Participant has experienced a “separation from service” (as such term is defined

in Treasury Regulation §1.409A-1(h)(1), without regard to the optional alternative definitions available thereunder) (a “Termination”), then all rights of the Participant with respect to Restricted Shares that have not vested shall be immediately repurchased by the Company or its designee for a price per Share equal to the Purchase Price (the aggregate amount to be paid to be referred to as the “Purchase Consideration”). Following such repurchase, neither the Participant nor any of his, her or its successors, heirs, assigns or personal representatives shall thereafter have any further rights or interests in such Restricted Shares. The Purchase Consideration will not be paid to the Participant, but rather, the Company or its designee, as agent for the Participant, will pay directly to Advisors the Purchase Consideration. The Participant will be deemed to have made a capital contribution to Advisors in an amount equal to the Purchase Consideration, but such Participant (and the Eligible Recipient (as applicable)) shall forfeit any right to receive any dividends or distributions with respect to such increased capital. The proceeds of such capital contribution shall be distributed to APH (as defined in the Advisors LPA), and the Participant shall have no rights or claim with respect to such capital contribution; *provided that* the Participant’s capital account shall be adjusted to reflect the contribution made (including on the Participant’s behalf) by such Participant to Advisors. Each of Advisors and APH shall be third party beneficiaries with respect to this provision with the right to enforce their rights hereunder. Employment or service by the Participant for only a portion of a vesting period, even if a substantial portion, will not entitle the Participant to any proportionate vesting or avoid or mitigate a termination of rights and benefits upon a Termination.

(c) Subject to the terms of this Restricted Share Award Agreement, the Restricted Shares may not, directly or indirectly, be sold, assigned, transferred, pledged, hypothecated or otherwise disposed of or encumbered during the Restricted Period. The transfer restrictions contained in the preceding sentence shall not apply to (i) transfers to the Company, (ii) transfers of vested Shares granted under this Award by will or the laws of descent and distribution, or (iii) if approved by the Administrator in its sole discretion, transfers of Restricted Shares in accordance with the requirements of Instruction A.1.(a)(5) of Form S-8 under the Securities Act or other applicable law. The approval contemplated by clause (iii) of the immediately preceding sentence shall not be unreasonably withheld by the Administrator with respect to a transfer of Shares by the Participant to a Related Party (as defined in the Advisors LPA) (which transfer may occur only with the prior written approval of the Administrator), it being understood that the Related Party shall be required to agree to be bound by the transfer restrictions contained in the Grant Documents that apply to the Participant. The Restricted Shares shall be subject to repurchase as described in Section 4(b) until the lapse of the Restricted Period (as defined above).

5. Rights as a Shareholder; Dividends.

(a) The Participant shall be the record owner of the Restricted Shares until the Shares are sold or otherwise disposed of, and shall be entitled to all of the rights of a shareholder of the Company, including the right to vote such Shares and receive dividends paid with respect to such Shares. Notwithstanding the foregoing, any non-cash dividends shall be subject to the same restrictions on transferability and encumbrance as the Restricted Shares with respect to which they were paid.

(b) If the Participant forfeits any rights he, she or it has under this Restricted Share Award Agreement in accordance with Section 4, the Participant shall, on the date of such forfeiture, no longer have any rights as a shareholder with respect to any such forfeited Restricted Shares and shall no longer be entitled to vote or receive dividends or other distributions on such Restricted Shares.

6. Legend on Certificates. The Participant agrees that any certificate issued for Restricted Shares (or, if applicable, any book entry statement issued for Restricted Shares) prior to the end of the Restricted Period shall bear the following legend (in addition to any other legend or legends required under applicable securities laws, which legend or legends shall not be limited to the Restricted Period), subject to updating or modification by the Company from time to time:

THE SHARES REPRESENTED BY THIS CERTIFICATE ARE SUBJECT TO CERTAIN RESTRICTIONS UPON TRANSFER AND RIGHTS OF REPURCHASE (THE “RESTRICTIONS”) AS SET FORTH IN THE APOLLO GLOBAL MANAGEMENT, INC. 2019 OMNIBUS EQUITY INCENTIVE PLAN OR THE APOLLO GLOBAL MANAGEMENT, INC. 2019 OMNIBUS EQUITY INCENTIVE PLAN FOR ESTATE PLANNING VEHICLES, AS APPLICABLE, AND A RESTRICTED SHARE AWARD AGREEMENT ENTERED INTO BETWEEN THE REGISTERED OWNER AND APOLLO GLOBAL MANAGEMENT, INC., COPIES OF WHICH ARE ON FILE WITH THE SECRETARY OF THE COMPANY. ANY ATTEMPT TO DISPOSE OF THESE SHARES IN CONTRAVENTION OF THE RESTRICTIONS, INCLUDING BY WAY OF SALE, ASSIGNMENT, TRANSFER, PLEDGE, HYPOTHECATION OR OTHERWISE, SHALL BE NULL AND VOID AND WITHOUT EFFECT AND SHALL RESULT IN THE FORFEITURE OF SUCH SHARES AS PROVIDED BY SUCH PLAN AND AGREEMENT.

7. Restricted Share Award Agreement Subject to Plan. This Restricted Share Award Agreement is made pursuant to all of the provisions of the Grant Documents, all of which are incorporated herein by this reference, and is intended, and shall be interpreted in a manner, to comply therewith. If the Plan is amended, after the date of this Restricted Share Award Agreement, in a manner that conflicts with this Restricted Share Award Agreement, the terms of this Restricted Share Award Agreement shall control with respect to such conflicting provision, it being understood that the application of a specific provision of the Plan that is not directly addressed in this Restricted Share Award Agreement shall not be deemed to conflict with this Restricted Share Award Agreement unless such application in fact conflicts with a specific provision of this Restricted Share Award Agreement.

8. No Rights to Continuation of Employment or Service. Nothing in the Grant Documents shall confer upon the Participant any right to continue in the employ or service of any member of the Company Group or shall interfere with or restrict the right of the Company Group (or its shareholders, as the case may be) to terminate the Participant’s employment or service at any time for any reason whatsoever, with or without Cause (subject to compliance with all terms and conditions required in connection therewith). The Plan and this Restricted Share Award Agreement shall not (a) form any part of any contract of employment or contract for services between any past or present member of the Company Group, and any directors, officers or employees of those companies, (b) confer any legal or equitable rights (other than those constituting the Awards themselves) against any past or present member of the Company Group, directly or indirectly, or (c) give rise to any cause of action in law or in equity against any past or present member of the Company Group.

9. Restrictive Covenants. The restrictive covenants set forth in the Participant’s covenants agreement or any other applicable written arrangement with any member of the Company Group, are incorporated herein. Nothing contained herein shall reduce or limit the application or scope of any restrictive covenants in favor of the Company Group (for example, with respect to competition, solicitation, confidentiality, intellectual property, subsequent engagement, interference or disparagement) to which the Participant is otherwise subject (the “Restrictive Covenants”). The Company would not have granted this Award if the Participant had not agreed to be bound by such Restrictive Covenants, as the same may be amended from time to time. For the avoidance of doubt, this Agreement does not limit the Participant’s right to receive a reward from any regulator (including the Securities and Exchange Commission) that provides rewards for providing information relating to a potential violation of law, including, but not limited to, any monetary reward or bounty from a governmental agency or regulatory or law enforcement authority in connection with protected whistleblower activity.

10. Taxes.

(a) Withholding. The Participant is responsible for all taxes and any tax-related penalties the Participant incurs in connection with the Award. The Company Group shall be entitled to require a cash payment by or on behalf of the Participant and/or to deduct, from other compensation payable to the Participant, any sums required by U.S. federal, state or local law (or by any tax authority outside the United States) to be withheld or accounted for by the Company Group with respect to any Restricted Share. The Company in its discretion may require any other available method to satisfy any withholding or tax obligations of the Company Group with respect to the Shares at the minimum applicable rates.

(b) Section 83(b) Election. The Participant acknowledges that the Company has not advised the Participant regarding the Participant's income, gift or other tax liability in connection with the grant or vesting of the Restricted Shares or with an election under Section 83(b) of the Code with respect to the grant of the Restricted Shares. The Participant has reviewed with the Participant's own tax advisors the federal, state, local and non-U.S. tax consequences of the transactions contemplated by this Restricted Share Award Agreement. The Participant is relying solely on such advisors and not on any statements or representations of the Company or any of its agents. The Participant understands that the Participant (and not the Company) shall be responsible for the Participant's own tax liability that may arise as a result of the transactions contemplated by this Restricted Share Award Agreement. **As a condition to the effectiveness of this Award, the Participant is required to file timely an election under Section 83(b) of the Code with respect to the grant of the Restricted Shares if so specified on the Notice.**

(c) Section 409A Compliance. This Award is intended to be exempt from, or comply with, Section 409A, and to be interpreted in a manner consistent therewith. Notwithstanding anything to the contrary contained in this Restricted Share Award Agreement, to the extent that the Administrator determines that the Plan or a Restricted Share is subject to Section 409A and fails to comply with the requirements of Section 409A, the Administrator reserves the right (without any obligation to do so or to indemnify the Participant for failure to do so), without the consent of the Participant, to amend or terminate the Plan and Restricted Share Award Agreement and/or to amend, restructure, terminate or replace the Restricted Share in order to cause the Restricted Share to either not be subject to Section 409A or to comply with the applicable provisions of such section. To the extent necessary to avoid the imposition of tax or penalty under Section 409A, any payment by any member of the Company Group to the Participant (if the Participant is then a "specified employee" as defined in Code Section 409A(a)(2)(B)(i) and Treasury Regulation §1.409A-1(i)(1)) of "deferred compensation," whether pursuant to the Plan or otherwise, arising solely due to a "separation from service" (and not by reason of the lapse of a "substantial risk of forfeiture"), as such terms are used in Section 409A, shall be delayed (to the extent otherwise payable prior to such date) and paid on the first day following the six-month period beginning on the date of the Participant's separation from service under Section 409A (or, if earlier, upon the Participant's death). Each payment or installment due under this Restricted Share Award Agreement is intended to constitute a "separate payment" for purposes of Section 409A. In no event shall any member of the Company Group (or any agent thereof, respectively) have any liability to the Participant or any other Person due to the failure of the Award to satisfy the requirements of Section 409A.

11. Governing Law; Arbitration; Waiver of Jury Trial.

(a) This Restricted Share Award Agreement shall be governed by, interpreted under and construed and enforced in accordance with, the laws of the State of Delaware (without regard to any conflicts of laws principles thereof that would give effect to the laws of another jurisdiction).

(b) Subject to Section 11(c), any dispute, controversy, suit, action or proceeding arising out of or relating to this Award or any other Award will, notwithstanding anything to the contrary contained in Section 14(e) of the Plan, be settled exclusively by arbitration, conducted before a single arbitrator in New York County, New York (applying Delaware law) in accordance with, and pursuant to, the

Employment Arbitration Rules and Procedures of JAMS (“JAMS”). The decision of the arbitrator will be final and binding upon the parties hereto. Any arbitral award may be entered as a judgment or order in any court of competent jurisdiction. The Company and the Participant may commence litigation in court to obtain injunctive relief in aid of arbitration, to compel arbitration, or to confirm or vacate an award, to the extent authorized by the U.S. Federal Arbitration Act or the New York Arbitration Act. The Company and the Participant will share the JAMS administrative fees, the arbitrator’s fee and expenses. Each party shall be responsible for such party’s attorneys’ fees. **IF THIS AGREEMENT TO ARBITRATE IS HELD INVALID OR UNENFORCEABLE THEN, TO THE EXTENT NOT PROHIBITED BY APPLICABLE LAW THAT CANNOT BE WAIVED, THE PARTICIPANT AND THE COMPANY WAIVE AND COVENANT THAT THE PARTICIPANT AND THE COMPANY WILL NOT ASSERT (WHETHER AS PLAINTIFF, DEFENDANT OR OTHERWISE) ANY RIGHT TO TRIAL BY JURY IN ANY ACTION ARISING IN WHOLE OR IN PART UNDER OR IN CONNECTION WITH AN AWARD UNDER THE PLAN OR ANY MATTERS CONTEMPLATED THEREBY, WHETHER NOW OR HEREAFTER ARISING, AND WHETHER SOUNDING IN CONTRACT, TORT OR OTHERWISE, AND AGREE THAT ANY MEMBER OF THE COMPANY GROUP OR THE PARTICIPANT MAY FILE A COPY OF THIS PARAGRAPH WITH ANY COURT AS WRITTEN EVIDENCE OF THE KNOWING, VOLUNTARY AND BARGAINED-FOR AGREEMENT AMONG THE COMPANY GROUP, ON THE ONE HAND, AND THE PARTICIPANT, ON THE OTHER HAND, IRREVOCABLY TO WAIVE THE RIGHT TO TRIAL BY JURY IN ANY PROCEEDING WHATSOEVER BETWEEN SUCH PARTIES ARISING OUT OF OR RELATING TO THIS AWARD AGREEMENT OR ANOTHER AWARD UNDER THE PLAN AND THAT ANY PROCEEDING PROPERLY HEARD BY A COURT UNDER THIS AGREEMENT WILL INSTEAD BE TRIED IN A COURT OF COMPETENT JURISDICTION BY A JUDGE SITTING WITHOUT A JURY.**

(c) Nothing in this Section 11(c) will prevent the Company or the Participant from applying to a court for preliminary or interim relief or permanent injunction in a judicial proceeding (e.g., injunction or restraining order), in addition to and not in lieu of any other remedy to which it may be entitled at law or in equity, if such relief from a court is necessary to preserve the status quo pending resolution or to prevent serious and irreparable injury in connection with any breach or anticipated breach of any Restrictive Covenants; provided, that all parties explicitly waive all rights to seek preliminary, interim, injunctive or other relief in a judicial proceeding and all parties submit to the exclusive jurisdiction of the forum described in Section 11(b) hereto for any dispute or claim concerning continuing entitlement to dividends or other payments, even if such dispute or claim involves or relates to any Restrictive Covenants. For the purposes of this Section 11(c), each party hereto consents to the exclusive jurisdiction and venue of the courts of the state and federal courts within the County of New York in the State of New York.

12. Restricted Share Award Agreement Binding on Successors. The terms of this Restricted Share Award Agreement shall be binding upon the Participant and upon the Participant’s heirs, executors, administrators, personal representatives, transferees, assignees and successors in interest and upon the Company Group and its successors and assignees, subject to the terms of the Plan.

13. No Assignment. Subject to the second sentence of Section 4(c), neither this Restricted Share Award Agreement nor any rights granted herein shall be assignable by the Participant other than (with respect to any rights that survive the Participant’s death) by will or the laws of descent and distribution. No purported sale, assignment, mortgage, hypothecation, transfer, pledge, encumbrance, gift, transfer in trust (voting or other) or other disposition of, or creation of a security interest in or lien on, any Restricted Shares by any holder thereof in violation of the provisions of this Restricted Share Award Agreement or the Plan will be valid, and the Company will not transfer any of said Restricted Shares on its books nor will any Restricted Shares be entitled to vote, nor will any dividends or distributions be paid thereon, unless and until there has been full compliance with said provisions to the satisfaction of the Company. The foregoing restrictions are in addition to and not in lieu of any other remedies, legal or

equitable, available to enforce said provisions. The Company may meet any of its obligations with respect to the Award by causing such obligation to be satisfied by any other member of the Company Group.

14. Compliance with Law; Necessary Acts. The Participant hereby agrees to perform all acts, and to execute and deliver any documents, that may be reasonably necessary to carry out the provisions of this Restricted Share Award Agreement, including but not limited to all acts and documents related to compliance with securities, tax and other applicable laws and regulations. The Company shall not be obligated to transfer any Shares to the Participant free of a restrictive legend or notation if such transfer, in the reasonable view of the Administrator, could violate the Securities Act or any other applicable law.

15. Severability. Should any provision of this Restricted Share Award Agreement be held by a court of competent jurisdiction to be unenforceable, or enforceable only if modified, such holding shall not affect the validity of the remainder of this Restricted Share Award Agreement, the balance of which shall continue to be binding upon the parties hereto with any such modification (if any) to become a part hereof and treated as though contained in this original Restricted Share Award Agreement. Moreover, if one or more of the provisions contained in this Restricted Share Award Agreement shall for any reason be held to be excessively broad as to scope, activity, subject or otherwise so as to be unenforceable, then in lieu of severing such unenforceable provision or provisions, it or they shall be construed by the appropriate judicial body by limiting or reducing it or them, so as to be enforceable to the maximum extent compatible with the applicable law as it shall then appear, and such determination by a judicial body shall not affect the enforceability of such provisions or provisions in any other jurisdiction.

16. Failure to Enforce Not a Waiver. The failure of the Company to enforce at any time any provision of this Restricted Share Award Agreement shall in no way be construed to be a waiver of that provision or of any other provision hereof.

17. Entire Agreement. The Grant Documents contain the entire agreement and understanding among the parties as to the subject matter hereof and supersede all prior writings or understandings with respect to the grant of Restricted Shares covered by this Award. The Participant acknowledges that any summary of the Grant Documents provided by any member of the Company Group is subject in its entirety to the terms of the Grant Documents. References herein or in the Plan to this Restricted Share Award Agreement include references to its Exhibits, the Grant Notice and the Governing Documents and the attachments thereto that pertain to this Award.

18. Headings. Headings are used solely for the convenience of the parties and shall not be deemed to be a limitation upon or description of the contents of any Section.

19. Amendment. Except as otherwise provided in the Plan or Section 10(c), no amendment or modification hereof shall be valid unless it shall be in writing and signed by all parties to the Grant Notice.

20. Counterparts. This Restricted Share Award Agreement may be executed in any number of counterparts, including via facsimile or PDF, each of which shall be deemed to be an original and all of which together shall be deemed to be one and the same instrument.

21. Disposition of Vested Shares. Subject to applicable law, the Participant may dispose of his, her or its vested Shares granted under this Award during any "window period" in which sales by Company personnel (including the Eligible Recipient (as applicable)) are permitted, or otherwise pursuant to the terms of a 10b5-1 plan on the same terms as apply to the use of such plans by other Company personnel, subject to approval by the Company's compliance department. The Restricted Shares and vested Shares granted under this Award are not subject to the Company's Share Ownership Policy.

22. Acknowledgements and Representations. The Participant is acquiring the Restricted Shares solely for the Participant's own account, for investment purposes only, and not with a view to or an intent to sell or distribute, or to offer for resale in connection with any unregistered distribution, all or any portion of the Restricted Shares within the meaning of the Securities Act and/or any other applicable securities laws. The Participant has had an opportunity to ask questions and receive answers from the Company regarding the terms and conditions of the Award and the restrictions imposed on the Restricted Shares. The Participant has been furnished with, and/or has access to, such information as he, she or it considers necessary or appropriate for deciding whether to accept the Award. However, in evaluating the merits and risks of an investment in the Company, the Participant has and will rely upon the advice of his/her/its own legal counsel, tax advisors, and/or investment advisors. The Participant is aware that Restricted Shares may be of no practical value. The Participant has read and understands the restrictions and limitations set forth in the Plan and this Restricted Share Award Agreement, which are imposed on the Restricted Shares. The Participant confirms that the Participant has not relied on any warranty, representation, assurance or promise of any kind whatsoever in entering into this Restricted Share Award Agreement other than as expressly set out in this Restricted Share Award Agreement or in the Plan. The Participant hereby accepts and agrees to all of the terms and provisions of this Restricted Share Award Agreement, including its Exhibits, and the Participant hereby further accepts and agrees that this Restricted Share Award Agreement satisfies the form required under the Advisors LPA and the Governing Documents. The Participant (a) is an "accredited investor" as that term is defined in Regulation D under the Securities Act, (b) is a "qualified purchaser" as defined for purposes of section 3(c)(7) under the United States Investment Company Act of 1940, as amended (the "Investment Company Act") and (c) was not formed for the specific purpose of making an investment, directly or indirectly, in the Partnerships within the meaning of the Investment Company Act.

23. Electronic Delivery. The Company may, in its sole discretion, decide to deliver any documents related to the Award (or future Awards that may be granted under the Plan) and participation in the Plan by electronic means or to request the Participant's consent to participate in the Plan by electronic means. The Participant hereby consents to receive such documents by electronic delivery (including in care of the Eligible Recipient (as applicable)) and, if requested, to agree to participate in the Plan through an online or electronic system established and maintained by the Company or a third party designated by the Company.

24. Forfeiture; Recoupment.

(a) The Restricted Shares will be subject to forfeiture and recoupment as provided in this Restricted Share Award Agreement. If the Participant's employment or service is terminated for Cause, the Participant shall forfeit all unvested Restricted Shares that remain subject to the Award as of such Termination date.

(b) Notwithstanding anything to the contrary, if (i) upon request of any member of the Company Group, the Participant fails to certify continued compliance with the Participant's ongoing obligations to the Company Group (as described in Section 9), in such form as may be requested by the Company Group from time to time, or (ii) any member of the Company Group determines based on consultation with the Vice President of the Company and the Global Head of Human Capital or his designees, in its sole discretion acting in good faith, that the Participant has failed to comply with such obligations (as described in Section 9), then, in either case, all of the Participant's outstanding Restricted Shares shall be subject to repurchase by the Company Group for no consideration (or if required by law, par value) and the Participant shall forfeit any and all rights to receive any additional grants of Shares (including following the Participant's Termination) under any carried interest program, and neither the Participant nor any of his, her or its successors, heirs, assigns or personal representatives shall thereafter have any further rights or interests in such Shares or Restricted Shares.

(c) By accepting this Award, the Participant is deemed to acknowledge and agree that the Participant will be subject to any recoupment per the Advisors LPA or related carry award agreement, as applicable, or any policy adopted by the Company Group that provides for the repayment or forfeiture of incentive compensation or variable remuneration, including, without limitation, the Apollo Corporate Recoupment Policy and the Apollo Statutory Recoupment Policy, as may be amended from time to time, and this Award shall be subject to recoupment or forfeiture per any such policy, in accordance herewith, or as otherwise required by law or applicable regulatory rules or guidance.

25. HSR. Prior to any acquisition by the Participant of common stock of the Company, whether by way of restricted share grant, open market purchase, gift, delivery of restricted stock units, conversion or exercise of options or warrants, or otherwise, and whether or not contemplated by this Restricted Share Award Agreement (“Acquisition”), the Participant shall ensure that the Participant complies with the requirements of the Hart-Scott-Rodino Antitrust Improvements Act of 1976, as amended (“HSR Act”), 15 U.S.C. § 18a, including making any filings required under the HSR Act and observing the statutory waiting period(s). Subject to the foregoing, the Participant will provide at least 90 days’ written notice to the Company prior to any Acquisition that would require a filing under the HSR Act.

26. Deemed Acceptance. This Award shall be effective as of the Date of Grant and shall not require the Participant’s countersignature. The Participant shall be deemed to accept this Award, subject to the terms and conditions set forth in the Notice, this Agreement and the Plan unless the Participant provides to the Company written notification to the attention of its Global Head of Human Capital, of the Participant’s rejection of this Award not later than 30 days after the Date of Grant (in which case this Award will be forfeited and the Participant shall have no further right or interest therein as of such date).

27. Awards Granted to Estate Planning Vehicles. The terms and conditions set forth in this Section 27 apply only to Awards granted by the Company pursuant to the EPV Plan to an Estate Planning Vehicle, as set forth in the Grant Notice.

(a) General.

(i) The Participant hereby grants to the Eligible Recipient an exclusive and irrevocable proxy to exercise all rights of the Participant to vote on or consent to any matter in its capacity as a shareholder of the Company and the Company will not be required to accept instructions regarding any such vote or consent on behalf of the Participant from any other person.

(ii) Notwithstanding the first sentence of Section 10(a), the Participant (or, to the extent the Participant so agrees with the Eligible Recipient, the Eligible Recipient) is responsible for all taxes and any tax-related penalties the Participant or the Eligible Recipient incurs in connection with the Award.

(b) Representations and Covenants of the Eligible Recipient and the Participant.

(i) The Eligible Recipient and the Participant request that the Administrator grant the Award to the Participant.

(ii) At the request of the Administrator or any member of the Company Group, the Participant shall contribute an amount equal to its proportionate share of the Eligible Recipient’s Clawback Share of any Clawback Payment as determined by a General Partner pursuant to, and in accordance with, the Eligible Recipient’s obligations in respect of Advisors, any alternative general

partner vehicle, and the general partners of the foregoing (the “General Partners,” and such vehicles, the “Partnerships”), and the Participant shall execute a Secured Reimbursement Agreement and Guarantee in furtherance of this obligation.

(iii) The Eligible Recipient agrees and confirms that he or she will continue to have a direct obligation to (a) the Partnerships respecting any Clawback Payment (as defined for purposes of the Grant Documents) becoming due by the Eligible Recipient or the Participant in accordance with the Participant Guarantee or the Eligible Recipient’s Guarantee, and (b) the applicable upper tier guarantor or its designee for any reimbursement obligation of the Eligible Recipient or the Participant arising under the Eligible Recipient Reimbursement Agreement or the Participant Reimbursement Agreement.

(iv) The Eligible Recipient and the Participant each respectively represent that the Participant is a Related Party of the Eligible Recipient, as such term is used in the Advisors LPA and each other limited partnership agreement of a relevant Partnership.

(v) The Participant and the Eligible Recipient acknowledge that the Shares covered by this Award are not registered on Form S-8 under the Securities Act and that Shares issued to the Participant under the Plan are expected to be “restricted securities” within the meaning of Rule 144 under the Securities Act.

(vi) The Participant also confirms that, in addition to the transfer restrictions set forth in the Advisors LPA and each other limited partnership agreement of a relevant Partnership, the Participant will not effect any direct or indirect transfer of interests in either the Award or in the Participant (other than, to the extent it would permit the Participant to remain an Estate Planning Vehicle, such a transfer to Related Parties or family members) without the prior written consent of the relevant General Partner, which consent may be withheld in the absolute discretion of such General Partner; provided that, for the avoidance of doubt, notwithstanding any transfer restrictions in the Plan, this Restricted Share Award Agreement, the Advisors LPA and each other limited partnership agreement of a relevant Partnership, each General Partner agrees that no consent of such General Partner will be required for a change in the Participant’s trustee, general partner or manager, or the addition of additional trustees or co-trustees, of the Participant and that, upon notice to each General Partner of such change and receipt by the General Partners of the relevant portions of the trust agreement, limited partnership agreement, limited liability company agreement or other relevant document of the Participant and, if applicable, the instrument of appointment, showing the appointment and authorization of such trustee(s), general partners or managers, each General Partner shall record such change in the books and records of their respective Partnerships.

(vii) The Participant has provided to each General Partner or, upon request of any General Partner, will provide to each General Partner a copy of the relevant portions of the constitutive agreement of the Participant showing the appointment and authority of the trustee(s), general partner or manager.

(viii) The Participant is an assignee that is authorized and has legal capacity to enter into this Restricted Share Award Agreement, and the Person signing this Restricted Share Award Agreement on behalf of the Participant has been duly authorized by the Participant to do so. This Restricted Share Award Agreement has been duly executed and delivered on behalf of the Participant and is the valid and binding agreement of the Participant, enforceable against the Participant in accordance with its terms. Upon the request of a General Partner, the Participant will deliver any documents which may be reasonably requested by such General Partner to evidence or confirm the legality of an investment in the relevant Partnership and the authority of the person executing this Restricted Share Award Agreement on behalf of the Participant.

(ix) Neither the execution and delivery of this Restricted Share Award Agreement, nor the consummation of the transactions contemplated hereby, nor compliance by the Participant with any of the provisions hereof, shall (a) conflict with or result in a breach of any provision of the Participant's charter, by-laws, and/or other similar organizational or governing instruments of the Participant, as the case may be, (b) constitute or result in a breach of any term, condition or provision of, or constitute a default under, or give rise to any right of termination, cancellation or acceleration with respect to, or result in the creation of any lien, charge or encumbrance upon any property or asset of the Participant pursuant to, any note, bond, mortgage, indenture, license, agreement or other instrument or obligation to which the Participant is a party or (c) violate or cause the Participant to fail to comply with any order, writ, injunction, decree, statute, rule, regulation or other law applicable to the Participant (or constitute an event which, with the passage of time or action by a third party, would result in any of the foregoing).

(x) This Restricted Share Award Agreement has been duly executed and delivered by the Eligible Recipient and is the valid and binding agreement of the Eligible Recipient, enforceable against the Eligible Recipient in accordance with its terms.

(xi) The execution, delivery and performance of this Restricted Share Award Agreement by the Eligible Recipient and Participant requires no consent or approval of any governmental body, agency or official, or any other Person that has not been obtained.

(xii) The Participant, together with such tax, legal and financial advisors as it has chosen to consult, has sufficient knowledge and experience in business and financial matters to evaluate the merits and the risks of an investment in the Award, and the Participant, fully aware of the risks involved, has determined that an investment in the Award is consistent with the Participant's investment objectives.

(xiii) The Participant acknowledges and agrees that a General Partner may release confidential information about it and, if applicable, any Related Party, to regulatory or law enforcement authorities, if such General Partner, in its sole discretion, determines that it is in the best interest of the relevant Partnership to do so.

(xiv) The Eligible Recipient and the Participant each respectively represent that the Participant constitutes a "family member" for purposes of the requirements of Instruction A.1.(a)(5) of Form S-8 under the Securities Act, and Rule 701(c)(3) of the Securities Act and will maintain such status at any time that Shares distributed under the Advisors LPA and each other limited partnership agreement of a relevant Partnership may be registered in its name or transferred to it.

(xv) The representations set forth in Sections 10(b), 11, 22 and this Section 26 shall be deemed to be reaffirmed by the Participant and the Eligible Recipient, as appropriate, at any time that Shares are transferred to, or registered in the name of, the Participant.

(xvi) Each of the Eligible Recipient and the Participant acknowledges on behalf of itself that the Partnerships and their respective partners will rely upon the representations, warranties and agreements set forth herein made by the Eligible Recipient or the Participant, respectively, each of which shall survive the Date of Grant.

(xvii) The Eligible Recipient agrees to indemnify and hold harmless, to the fullest extent permitted by law, each Partnership, each General Partner and each of their Affiliates and the partners, officers, directors, managers, members, employees, agents and shareholders of each of them, and each other Person, if any, who controls or is controlled by any of the foregoing, within the meaning of Section 15 of the Securities Act (together, the "Indemnified Parties"), against any and all loss, liability, claim, damage, cost and expense whatsoever (including, but not limited to, legal fees and disbursements

and any and all other expenses whatsoever reasonably incurred in investigating, preparing for or defending against any litigation, arbitration proceeding, or other action or proceeding, commenced or threatened, or any claim whatsoever) arising out of or in connection with, or based upon or resulting from, (a) any false representation or warranty or breach or failure by the Eligible Recipient to comply with any covenant or agreement made by the Eligible Recipient in this Restricted Share Award Agreement or in any other document furnished by it to any of the foregoing in connection with this transaction, (b) any action for securities law violations instituted by the Eligible Recipient which is finally resolved by judgment against the Eligible Recipient or (c) the compliance by the General Partners and/or the Partnerships or any of their respective employees in good faith with the requirements of applicable anti-money laundering and anti-terrorism legislation or regulatory provisions with respect to the Eligible Recipient.

(xviii) The Participant agrees to indemnify and hold harmless, to the fullest extent permitted by law, the Indemnified Parties against any and all loss, liability, claim, damage, cost and expense whatsoever (including, but not limited to, legal fees and disbursements and any and all other expenses whatsoever reasonably incurred in investigating, preparing for or defending against any litigation, arbitration proceeding, or other action or proceeding, commenced or threatened, or any claim whatsoever) arising out of or in connection with, or based upon or resulting from, (a) any false representation or warranty or breach or failure by the Participant to comply with any covenant or agreement made by the Participant in this Restricted Share Award Agreement or in any other document furnished by it to any of the foregoing in connection with this transaction, (b) any action for securities law violations instituted by the Participant which is finally resolved by judgment against the Participant or (c) the compliance by the General Partners and/or the Partnerships or any of their respective employees in good faith with the requirements of applicable anti-money laundering and anti-terrorism legislation or regulatory provisions with respect to the Participant.

(xix) The Participant and Eligible Recipient affirm their obligations under Section 20 of the Plan.

Exhibit A**Definition**

“Cause” means the Participant’s: (a) commission of an intentional violation of a material law or regulation, intentional misconduct, reckless disregard of the Participant’s duties or deliberate failure to perform the Participant’s duties, in each case, in connection with the Participant’s performance of services for any member of the Company Group or that relates to or impacts the business of the Company Group; (b) commission of an intentional and material breach of a written Company code of ethics or other policy of, or written agreement with, any member of the Company Group; (c) commission of any misconduct or failure to take any action that, individually or in the aggregate, has caused or substantially contributed to, or is reasonably likely to cause or substantially contribute to, material economic or reputational harm to any member of the Company Group (excluding any mistake of judgment acting in good faith); (d) conviction of or plea of no contest to (i) any misdemeanor involving moral turpitude or (ii) any felony, including, in each case, a foreign law equivalent, and provided that, in each case, such action (A) has a significant adverse effect on the Participant’s ability to perform services for any member of the Company Group, or (B) relates to or impacts the business of the Company Group; (e) fraud in connection with the Participant’s performance of services for the Company Group; or (f) embezzlement from any member of the Company Group or its interest holders; provided, that, the Participant fails to cure within fifteen (15) business days after written notice thereof, to the extent such occurrence is susceptible to cure, the items set forth in clauses (b) and (c).

APOLLO GLOBAL MANAGEMENT, INC.
RESTRICTED SHARE AWARD GRANT NOTICE

Apollo Global Management, Inc., a Delaware corporation (the “Company” or “AGM”), pursuant to the Plan (defined below), hereby grants to the Participant listed below the number of Shares of the Company (the “Restricted Shares”). This Award of Restricted Shares is subject to all of the terms and conditions set forth in this Restricted Share Award Grant Notice (“Grant Notice”), the applicable carry award letter, the associated limited partnership agreement governing the carry plan partnership or other limited liability company to which the Restricted Shares relate (“Advisors LPA”), as described below (collectively, the “Governing Documents”), the attached Restricted Share Award Agreement and the Plan (collectively, the “Grant Documents”), all of which are incorporated herein by reference. Unless otherwise defined herein, the terms defined in the Plan shall have the same defined meanings in this Grant Notice and the Restricted Share Award Agreement. **By acceptance of the Restricted Shares, the Participant and Eligible Recipient, as applicable, agree to be bound by the terms and conditions of the Plan, the Restricted Share Award Agreement and this Grant Notice.**

Participant (Individual or Estate Planning Vehicle): [name of individual or EPV] (the “Participant”)

Name of Individual Eligible Recipient: [Name] [N/A for Non-EPV Plan Participants]

Date of Grant:

Applicable Equity Incentive Plan: [Apollo Global Management, Inc. 2019 Omnibus Equity Incentive Plan (the “Plan” or the “Non-EPV Plan”) or [Apollo Global Management, Inc. 2019 Omnibus Equity Incentive Plan for Estate Planning Vehicles (the “Plan” or the “EPV Plan”)]

Associated Carry Plan Partnership: [], L.P. (“Advisors”)

Total Number of Restricted Shares:

Purchase Price per Share: \$

Total Purchase Price: \$

83(b) Election Form: Not required.

Restricted Period: All Shares are fully vested upon the Date of Grant. Subject to the terms and conditions referenced in the Restricted Share Award Agreement, the Restricted Shares shall become transferable (and the Restricted Period will lapse) on the following schedule:
 []

The Participant has reviewed the Grant Documents in their entirety and fully understands all provisions of the Grant Documents. No amendment or modification of this Grant Notice shall be valid unless it shall be in writing and signed by all parties hereto.

APOLLO GLOBAL MANAGEMENT, INC.

By: _____

Print Name: Matthew Breitfelder

Title: Vice President

**RESTRICTED SHARE AWARD AGREEMENT
UNDER THE APOLLO GLOBAL MANAGEMENT, INC.
2019 OMNIBUS EQUITY INCENTIVE PLAN OR APOLLO GLOBAL MANAGEMENT, INC. 2019 OMNIBUS EQUITY INCENTIVE
PLAN FOR ESTATE PLANNING VEHICLES**

This Award Agreement (this “Restricted Share Award Agreement”), dated as of the Date of Grant set forth on the Grant Notice associated with this Restricted Share Award Agreement (the “Grant Notice”), is made by and between Apollo Global Management, Inc., a Delaware corporation (the “Company”), and the Participant named in the Grant Notice. As used in this Restricted Share Award Agreement, for any Award issued to an Estate Planning Vehicle, references to the Participant shall be interpreted to include the Eligible Recipient named in the Grant Notice, as appropriate, including in instances where reference is made to the Participant’s employment or service or the termination thereof, or to any restrictive covenants applicable to the Participant. Capitalized terms not defined herein shall otherwise have the meaning ascribed to them in the Grant Notice and otherwise in the Plan set forth on the Grant Notice, as the same may be amended, modified or supplemented from time to time. Where the context permits, references to the Company shall include any successor to the Company.

1. Grant of Restricted Shares. The Company hereby grants to the Participant that number of restricted Shares (the “Restricted Shares”) set forth in the Grant Notice (this “Award”), subject to all of the terms and conditions of this Restricted Share Award Agreement, the Plan and the Governing Documents.

2. Purchase Price. The purchase price per Restricted Share is set forth on the Grant Notice.

3. Book Entry; Certificates. At the sole discretion of the Administrator, the Shares will be issued in either (i) uncertificated form, with the Shares recorded in the name of the Participant in the books and records of the Company’s transfer agent with appropriate notations regarding the restrictions on transfer imposed pursuant to this Restricted Share Award Agreement, and following the date such Shares become transferable the Company shall cause certificates representing the Shares to be issued; or (ii) certificate form pursuant to the terms of Section 6. Physical possession or custody of any Share certificates that are issued shall be retained by the Company until such time as the Restricted Shares are transferable. The Participant may be required to execute and deliver to the Company a customary stock power with respect to the Shares and to deliver to the Company any representations or other documents or assurances required pursuant to Section 13.

4. Lapse of Transfer Restrictions.

(a) The Restricted Shares are fully vested on the Date of Grant and shall become transferable by the Participant in accordance with the schedule set forth in the Grant Notice (the period during which the restrictions on transferability (other than such restrictions contained in Section 4(b)) are in effect, the “Restricted Period”). Notwithstanding anything to the contrary, if (i) upon request of any member of the Company Group, the Participant fails to certify continued compliance with the Participant’s ongoing obligations to the Company Group, in such form as may be requested by the Company Group from time to time (as described in Section 8), or (ii) any member of the Company Group determines based on consultation with the Vice President of the Company and the Global Head of Human Capital or his designees, in its sole discretion acting in good faith, that the Participant has failed to comply with such obligations (as described in Section 8), then, in either case, all of the Participant’s outstanding Restricted Shares shall be subject to repurchase by the Company Group for no consideration (or if required by law, par value) and the Participant shall forfeit any and all rights to receive any additional grants of Shares (including following the Participant’s Termination) under any carried interest program, and neither the Participant nor any of his, her or its successors, heirs, assigns or personal representatives shall thereafter have any further rights or interests in such Shares or Restricted Shares.

(b) During the Restricted Period, the Restricted Shares may not be sold, assigned, transferred, pledged, hypothecated or otherwise disposed of or encumbered. The transfer restrictions contained in the preceding sentence shall not apply to (i) transfers to the Company, (ii) transfers of Restricted Shares by will or the laws of descent and distribution, or (iii) if approved by the Administrator in its sole discretion, transfers of Restricted Shares in accordance with the requirements of Instruction A.1.(a)(5) of Form S-8 under the Securities Act or other applicable law. The approval contemplated by clause (iii) of the immediately preceding sentence shall not be unreasonably withheld by the Administrator with respect to a transfer of Restricted Shares by the Participant to a Related Party (as defined in the Grant Documents) (which transfer may occur only with the prior written approval of the Administrator), it being understood that the Related Party shall be required to agree to be bound by the transfer restrictions contained in the Grant Documents that apply to the Participant. The Participant hereby acknowledges that any attempt by the Participant directly or indirectly to sell, assign, transfer, pledge, hypothecate or otherwise dispose of or encumber the Restricted Shares in violation of this Restricted Share Award Agreement shall be void ab initio. The Participant agrees and acknowledges that (i) the provisions contained in this Section 4(b) are reasonable as to terms, duration and remedy, (ii) the same protect the legitimate interests of the Company and its Affiliates (collectively, the “Company Group”), imposes no undue hardship on the Participant, and is not injurious to the public, (iii) the void ab initio remedy provided for a violation of this Section 4(b) shall be specifically enforceable in any court or arbitral tribunal with jurisdiction upon short notice, and the Participant shall not pursue any action to have such void ab initio remedy deemed unenforceable. Each of Advisors and APH (as defined in the Advisors LPA) shall be third party beneficiaries with respect to this Section 4(b).

5. Rights as a Shareholder: Dividends.

(a) The Participant shall be the record owner of the Restricted Shares until the Restricted Shares are sold or otherwise disposed of, and shall be entitled to all of the rights of a shareholder of the Company, including the right to vote such Restricted Shares and receive dividends paid with respect to such Restricted Shares. Notwithstanding the foregoing, any non-cash dividends shall be subject to the same restrictions on transferability and encumbrance as the Restricted Shares with respect to which they were paid.

(b) If the Participant forfeits any rights he, she or it has under this Restricted Share Award Agreement in accordance with Section 4, the Participant shall, on the date of such forfeiture, no longer have any rights as a shareholder with respect to any such forfeited Restricted Shares and shall no longer be entitled to vote or receive dividends or other distributions on such Shares.

6. Legend on Certificates. The Participant agrees that any certificate issued for Restricted Shares (or, if applicable, any book entry statement issued for Restricted Shares) prior to the end of the Restricted Period shall bear the following legend (in addition to any other legend or legends required under applicable securities laws, which legend or legends shall not be limited to the Restricted Period), subject to updating or modification by the Company from time to time:

THE SHARES REPRESENTED BY THIS CERTIFICATE ARE SUBJECT TO CERTAIN RESTRICTIONS UPON TRANSFER AND RIGHTS OF REPURCHASE (THE “RESTRICTIONS”) AS SET FORTH IN THE APOLLO GLOBAL MANAGEMENT, INC. 2019 OMNIBUS EQUITY INCENTIVE PLAN OR THE APOLLO GLOBAL MANAGEMENT, INC. 2019 OMNIBUS EQUITY INCENTIVE PLAN FOR ESTATE PLANNING VEHICLES, AS APPLICABLE, AND A RESTRICTED SHARE AWARD AGREEMENT ENTERED INTO BETWEEN THE REGISTERED OWNER AND APOLLO GLOBAL MANAGEMENT, INC., COPIES OF WHICH ARE ON FILE WITH THE SECRETARY OF THE COMPANY. ANY ATTEMPT TO DISPOSE OF THESE SHARES IN CONTRAVENTION OF THE RESTRICTIONS, INCLUDING BY WAY OF SALE, ASSIGNMENT, TRANSFER, PLEDGE, HYPOTHECATION OR OTHERWISE, SHALL BE NULL

AND VOID AND WITHOUT EFFECT AND SHALL RESULT IN THE FORFEITURE OF SUCH SHARES AS PROVIDED BY SUCH PLAN AND AGREEMENT.

7. Restricted Share Award Agreement Subject to Plan. This Restricted Share Award Agreement is made pursuant to all of the provisions of the Grant Documents, all of which are incorporated herein by this reference, and is intended, and shall be interpreted in a manner, to comply therewith. If the Plan is amended in a manner that conflicts with this Restricted Share Award Agreement, the terms of this Restricted Share Award Agreement shall control with respect to such conflicting provision, it being understood that the application of a specific provision of the Plan that is not directly addressed in this Restricted Share Award Agreement shall not be deemed to conflict with this Restricted Share Award Agreement unless such application in fact conflicts with a specific provision of this Restricted Share Award Agreement.

8. Restrictive Covenants. The restrictive covenants set forth in the Participant's covenants agreement, or any other applicable written agreement with any member of the Company Group, are incorporated herein. Nothing contained herein shall reduce or limit the application or scope of any restrictive covenants in favor of the Company Group (for example, with respect to competition, solicitation, confidentiality, intellectual property, subsequent engagement, interference or disparagement) to which the Participant is otherwise subject (the "Restrictive Covenants"). The Company would not have granted this Award if the Participant had not agreed to be bound by such Restrictive Covenants, as the same may be amended from time to time. For the avoidance of doubt, this Agreement does not limit the Participant's right to receive a reward from any regulator (including the Securities and Exchange Commission) that provides rewards for providing information relating to a potential violation of law, including, but not limited to, any monetary reward or bounty from a governmental agency or regulatory or law enforcement authority in connection with protected whistleblower activity.

9. Taxes.

(a) Withholding. The Participant is responsible for all taxes and any tax-related penalties the Participant incurs in connection with the Award. The Company Group shall be entitled to require a cash payment by or on behalf of the Participant and/or to deduct, from other compensation payable to the Participant, any sums required by U.S. federal, state or local law (or by any tax authority outside the United States) to be withheld or accounted for by the Company Group with respect to any Restricted Share. The Company in its discretion may require any other available method to satisfy any withholding or tax obligations of the Company Group with respect to the Shares at the minimum applicable rates.

(b) Section 83(b) Election. The Participant acknowledges that the Company has not advised the Participant regarding the Participant's income, gift or other tax liability in connection with the grant of the Restricted Shares or with an election under Section 83(b) of the Code with respect to the grant of the Restricted Shares. The Participant has reviewed with the Participant's own tax advisors the federal, state, local and non-U.S. tax consequences of the transactions contemplated by this Restricted Share Award Agreement. The Participant is relying solely on such advisors and not on any statements or representations of the Company or any of its agents. The Participant understands that the Participant (and not the Company) shall be responsible for the Participant's own tax liability that may arise as a result of the transactions contemplated by this Restricted Share Award Agreement.

(c) Section 409A Compliance. This Award is intended to be exempt from, or comply with, Section 409A, and to be interpreted in a manner consistent therewith. Notwithstanding anything to the contrary contained in this Restricted Share Award Agreement, to the extent that the Administrator determines that the Plan or a Restricted Share is subject to Section 409A and fails to comply with the requirements of Section 409A, the Administrator reserves the right (without any obligation to do so or to indemnify the Participant for failure to do so), without the consent of the Participant, to amend or

terminate the Plan and Restricted Share Award Agreement and/or to amend, restructure, terminate or replace the Restricted Share in order to cause the Restricted Share to either not be subject to Section 409A or to comply with the applicable provisions of such section. To the extent necessary to avoid the imposition of tax or penalty under Section 409A, any payment by any member of the Company Group to the Participant (if the Participant is then a "specified employee" as defined in Code Section 409A(a)(2)(B)(i) and Treasury Regulation §1.409A-1(i)(1)) of "deferred compensation," whether pursuant to the Plan or otherwise, arising solely due to a "separation from service" (and not by reason of the lapse of a "substantial risk of forfeiture"), as such terms are used in Section 409A, shall be delayed (to the extent otherwise payable prior to such date) and paid on the first day following the six-month period beginning on the date of the Participant's separation from service under Section 409A (or, if earlier, upon the Participant's death). Each payment or installment due under this Restricted Share Award Agreement is intended to constitute a "separate payment" for purposes of Section 409A. In no event shall any member of the Company Group (or any agent thereof, respectively) have any liability to the Participant or any other Person due to the failure of the Award to satisfy the requirements of Section 409A.

10. Governing Law; Arbitration; Waiver of Jury Trial.

(a) This Restricted Share Award Agreement shall be governed by, interpreted under and construed and enforced in accordance with, the laws of the State of Delaware (without regard to any conflicts of laws principles thereof that would give effect to the laws of another jurisdiction).

(b) Subject to Section 10(c), any dispute, controversy, suit, action or proceeding arising out of or relating to this Award or any other Award will, notwithstanding anything to the contrary contained in Section 14(e) of the Plan, be settled exclusively by arbitration, conducted before a single arbitrator in New York County, New York (applying Delaware law) in accordance with, and pursuant to, the Employment Arbitration Rules and Procedures of JAMS ("JAMS"). The decision of the arbitrator will be final and binding upon the parties hereto. Any arbitral award may be entered as a judgment or order in any court of competent jurisdiction. The Company and the Participant may commence litigation in court to obtain injunctive relief in aid of arbitration, to compel arbitration, or to confirm or vacate an award, to the extent authorized by the U.S. Federal Arbitration Act or the New York Arbitration Act. The Company and the Participant will share the JAMS administrative fees, the arbitrator's fee and expenses. Each party shall be responsible for such party's attorneys' fees. **IF THIS AGREEMENT TO ARBITRATE IS HELD INVALID OR UNENFORCEABLE THEN, TO THE EXTENT NOT PROHIBITED BY APPLICABLE LAW THAT CANNOT BE WAIVED, THE PARTICIPANT AND THE COMPANY WAIVE AND COVENANT THAT THE PARTICIPANT AND THE COMPANY WILL NOT ASSERT (WHETHER AS PLAINTIFF, DEFENDANT OR OTHERWISE) ANY RIGHT TO TRIAL BY JURY IN ANY ACTION ARISING IN WHOLE OR IN PART UNDER OR IN CONNECTION WITH AN AWARD UNDER THE PLAN OR ANY MATTERS CONTEMPLATED THEREBY, WHETHER NOW OR HEREAFTER ARISING, AND WHETHER SOUNDING IN CONTRACT, TORT OR OTHERWISE, AND AGREE THAT ANY MEMBER OF THE COMPANY GROUP OR THE PARTICIPANT MAY FILE A COPY OF THIS PARAGRAPH WITH ANY COURT AS WRITTEN EVIDENCE OF THE KNOWING, VOLUNTARY AND BARGAINED-FOR AGREEMENT AMONG THE COMPANY GROUP, ON THE ONE HAND, AND THE PARTICIPANT, ON THE OTHER HAND, IRREVOCABLY TO WAIVE THE RIGHT TO TRIAL BY JURY IN ANY PROCEEDING WHATSOEVER BETWEEN SUCH PARTIES ARISING OUT OF OR RELATING TO THIS AWARD AGREEMENT OR ANOTHER AWARD UNDER THE PLAN AND THAT ANY PROCEEDING PROPERLY HEARD BY A COURT UNDER THIS AGREEMENT WILL INSTEAD BE TRIED IN A COURT OF COMPETENT JURISDICTION BY A JUDGE SITTING WITHOUT A JURY.**

(c) Nothing in this Section 10(c) will prevent the Company or the Participant from applying to a court for preliminary or interim relief or permanent injunction in a judicial proceeding (e.g., injunction or restraining order), in addition to and not in lieu of any other remedy to which it may be entitled at law or in equity, if such relief from a court is necessary to preserve the status quo pending resolution or to prevent serious and irreparable injury in connection with any breach or anticipated breach of any Restrictive Covenants; provided, that all parties explicitly waive all rights to seek preliminary, interim, injunctive or other relief in a judicial proceeding and all parties submit to the exclusive jurisdiction of the forum described in Section 10(b) hereto for any dispute or claim concerning continuing entitlement to dividends or other payments, even if such dispute or claim involves or relates to any Restrictive Covenants. For the purposes of this Section 10(c), each party hereto consents to the exclusive jurisdiction and venue of the courts of the state and federal courts within the County of New York in the State of New York.

11. Restricted Share Award Agreement Binding on Successors. The terms of this Restricted Share Award Agreement shall be binding upon the Participant and upon the Participant's heirs, executors, administrators, personal representatives, transferees, assignees and successors in interest and upon the Company Group and its successors and assignees, subject to the terms of the Plan.

12. No Assignment. Subject to the second sentence of Section 4(b), neither this Restricted Share Award Agreement nor any rights granted herein shall be assignable by the Participant other than (with respect to any rights that survive the Participant's death) by will or the laws of descent and distribution. No purported sale, assignment, mortgage, hypothecation, transfer, pledge, encumbrance, gift, transfer in trust (voting or other) or other disposition of, or creation of a security interest in or lien on, any Restricted Shares by any holder thereof in violation of the provisions of this Restricted Share Award Agreement or the Plan will be valid, and the Company will not transfer any of said Restricted Shares on its books nor will any Restricted Shares be entitled to vote, nor will any dividends or distributions be paid thereon, unless and until there has been full compliance with said provisions to the satisfaction of the Company. The foregoing restrictions are in addition to and not in lieu of any other remedies, legal or equitable, available to enforce said provisions. The Company may meet any of its obligations with respect to the Award by causing such obligation to be satisfied by any other member of the Company Group.

13. Compliance with Law; Necessary Acts. The Participant hereby agrees to perform all acts, and to execute and deliver any documents, that may be reasonably necessary to carry out the provisions of this Restricted Share Award Agreement, including but not limited to all acts and documents related to compliance with securities, tax and other applicable laws and regulations. The Company shall not be obligated to transfer any Shares to the Participant free of a restrictive legend or notation if such transfer, in the reasonable view of the Administrator, could violate the Securities Act or any other applicable law.

14. Severability. Should any provision of this Restricted Share Award Agreement be held by a court of competent jurisdiction to be unenforceable, or enforceable only if modified, such holding shall not affect the validity of the remainder of this Restricted Share Award Agreement, the balance of which shall continue to be binding upon the parties hereto with any such modification (if any) to become a part hereof and treated as though contained in this original Restricted Share Award Agreement. Moreover, if one or more of the provisions contained in this Restricted Share Award Agreement shall for any reason be held to be excessively broad as to scope, activity, subject or otherwise so as to be unenforceable, then in lieu of severing such unenforceable provision or provisions, it or they shall be construed by the appropriate judicial body by limiting or reducing it or them, so as to be enforceable to the maximum extent compatible with the applicable law as it shall then appear, and such determination by a judicial body shall not affect the enforceability of such provisions or provisions in any other jurisdiction.

15. Failure to Enforce Not a Waiver. The failure of the Company to enforce at any time any provision of this Restricted Share Award Agreement shall in no way be construed to be a waiver of that provision or of any other provision hereof.

16. Entire Agreement. The Grant Documents contain the entire agreement and understanding among the parties as to the subject matter hereof and supersede all prior writings or understandings with respect to the grant of Restricted Shares covered by this Award. The Participant acknowledges that any summary of the Grant Documents provided by any member of the Company Group is subject in its entirety to the terms of the Grant Documents. References herein or in the Plan to this Restricted Share Award Agreement include references to its Exhibits, the Grant Notice and its Annexes, the Governing Documents and the attachments thereto that pertain to this Award.

17. Headings. Headings are used solely for the convenience of the parties and shall not be deemed to be a limitation upon or description of the contents of any Section.

18. Amendment. Except as otherwise provided in the Plan or Section 9(c), no amendment or modification hereof shall be valid unless it shall be in writing and signed by the Participant and the Company.

19. Counterparts. This Restricted Share Award Agreement may be executed in any number of counterparts, including via facsimile or PDF, each of which shall be deemed to be an original and all of which together shall be deemed to be one and the same instrument.

20. Disposition of Shares. Subject to applicable law, the Participant may dispose of its vested Shares granted under this Award during any “window period” in which sales by Company personnel are permitted, or otherwise pursuant to the terms of a 10b5-1 plan on the same terms as apply to the use of such plans by other Company personnel, subject to approval by the Company’s compliance department. The Restricted Shares granted under this Award are not subject to the Company’s Share Ownership Policy.

21. Acknowledgements and Representations. The Participant is acquiring the Restricted Shares solely for the Participant’s own account, for investment purposes only, and not with a view to or an intent to sell or distribute, or to offer for resale in connection with any unregistered distribution, all or any portion of the Restricted Shares within the meaning of the Securities Act and/or any other applicable securities laws. The Participant has had an opportunity to ask questions and receive answers from the Company regarding the terms and conditions of the Award and the restrictions imposed on the Restricted Shares. The Participant has been furnished with, and/or has access to, such information as it considers necessary or appropriate for deciding whether to accept the Award. However, in evaluating the merits and risks of an investment in the Company, the Participant has and will rely upon the advice of its own legal counsel, tax advisors, and/or investment advisors. The Participant is aware that Restricted Shares may be of no practical value. The Participant has read and understands the restrictions and limitations set forth in the Plan and this Restricted Share Award Agreement, which are imposed on the Restricted Shares. The Participant confirms that the Participant has not relied on any warranty, representation, assurance or promise of any kind whatsoever in entering into this Restricted Share Award Agreement other than as expressly set out in this Restricted Share Award Agreement or in the Plan. The Participant hereby accepts and agrees to all of the terms and provisions of this Restricted Share Award Agreement, including its Exhibits, and the Participant hereby further accepts and agrees that this Restricted Share Award Agreement satisfies the form and terms required under the Advisors LPA and the Governing Documents. The Participant (a) is an “accredited investor” as that term is defined in Regulation D under the Securities Act, (b) is a “qualified purchaser” as defined for purposes of section 3(c)(7) under the United States Investment Company Act of 1940, as amended (the “Investment Company Act”) and (c) was not formed for the specific purpose of making an investment, directly or indirectly, in the Partnerships within the meaning of the Investment Company Act. The Participant acknowledges that the

Shares covered by this Award are not registered on Form S-8 under the Securities Act and that Shares issued to the Participant under the Plan are expected to be “restricted securities” within the meaning of Rule 144 under the Securities Act.

22. Electronic Delivery. The Company may, in its sole discretion, decide to deliver any documents related to the Award (or future Awards that may be granted under the Plan) and participation in the Plan by electronic means or to request the Participant’s consent to participate in the Plan by electronic means. The Participant hereby consents to receive such documents by electronic delivery and, if requested, to agree to participate in the Plan through an online or electronic system established and maintained by the Company or a third party designated by the Company.

23. Recoupment. By accepting this Award, the Participant is deemed to acknowledge and agree that the Participant will be subject to any recoupment per the Advisors LPA and related carry award agreement, as applicable, or any policy adopted by the Company Group that provides for the repayment or forfeiture of incentive compensation or variable remuneration, including, without limitation, the Apollo Corporate Recoupment Policy and the Apollo Statutory Recoupment Policy, as may be amended from time to time, and this Award shall be subject to recoupment or forfeiture per any such policy, in accordance herewith, or as otherwise required by law or applicable regulatory rules or guidance.

24. HSR. Prior to any acquisition by the Participant of common stock of the Company, whether by way of restricted share grant, open market purchase, gift, delivery of restricted stock units, conversion or exercise of options or warrants, or otherwise, and whether or not contemplated by this Restricted Share Award Agreement (“Acquisition”), the Participant shall ensure that the Participant complies with the requirements of the Hart-Scott-Rodino Antitrust Improvements Act of 1976, as amended (“HSR Act”), 15 U.S.C. § 18a, including making any filings required under the HSR Act and observing the statutory waiting period(s). Subject to the foregoing, the Participant will provide at least 90 days’ written notice to the Company prior to any Acquisition that would require a filing under the HSR Act.

25. Deemed Acceptance. This Award shall be effective as of the Date of Grant and shall not require the Participant’s countersignature. The Participant shall be deemed to accept this Award, subject to the terms and conditions set forth in the Notice, this Agreement and the Plan unless the Participant provides to the Company written notification to the attention of its Global Head of Human Capital, of the Participant’s rejection of this Award not later than 30 days after the Date of Grant (in which case this Award will be forfeited and the Participant shall have no further right or interest therein as of such date).

26. Awards Granted to Estate Planning Vehicles. The terms and conditions set forth in this Section 26 apply only to Awards granted by the Company pursuant to the EPV Plan to an Estate Planning Vehicle, as set forth in the Grant Notice.

(a) General.

(i) The Participant hereby grants to the Eligible Recipient an exclusive and irrevocable proxy to exercise all rights of the Participant to vote on or consent to any matter in its capacity as a shareholder of the Company and the Company will not be required to accept instructions regarding any such vote or consent on behalf of the Participant from any other person.

(ii) Notwithstanding the first sentence of Section 9(a), the Participant (or, to the extent the Participant so agrees with the Eligible Recipient, the Eligible Recipient) is responsible for all taxes and any tax-related penalties the Participant or Eligible Recipient incurs in connection with the Award.

(b) Representations and Covenants of the Eligible Recipient and the Participant.

(i) The Eligible Recipient and the Participant request that the Administrator grant the Award to the Participant.

(ii) At the request of the Administrator or any member of the Company Group, the Participant shall contribute an amount equal to its proportionate share of the Eligible Recipient's Clawback Share of any Clawback Payment as determined by a General Partner pursuant to, and in accordance with, the Eligible Recipient's obligations in respect of Advisors, any alternative general partner vehicle, and the general partners of the foregoing (the "General Partners," and such vehicles, the "Partnerships"), and the Participant shall execute a Secured Reimbursement Agreement and Guarantee in furtherance of this obligation.

(iii) The Eligible Recipient agrees and confirms that he or she will continue to have a direct obligation to (a) the Partnerships respecting any Clawback Payment (as defined for purposes of the Grant Documents) becoming due by the Eligible Recipient or the Participant in accordance with the Participant Guarantee or the Eligible Recipient's Guarantee, and (b) the applicable upper tier guarantor or its designee for any reimbursement obligation of the Eligible Recipient or the Participant arising under the Eligible Recipient Reimbursement Agreement or the Participant Reimbursement Agreement.

(iv) The Eligible Recipient and the Participant each respectively represent that the Participant is a Related Party of the Eligible Recipient, as such term is used in the Advisors LPA and each other limited partnership agreement of a relevant Partnership.

(v) The Participant also confirms that, in addition to the transfer restrictions set forth in the Advisors LPA and each other limited partnership agreement of a relevant Partnership, the Participant will not effect any direct or indirect transfer of interests in either the Award or in the Participant (other than, to the extent it would permit the Participant to remain an Estate Planning Vehicle, such a transfer to Related Parties or family members) without the prior written consent of the relevant General Partner, which consent may be withheld in the absolute discretion of such General Partner; provided that, for the avoidance of doubt, notwithstanding any transfer restrictions in the Plan, this Restricted Share Award Agreement, the Advisors LPA and each other limited partnership agreement of a relevant Partnership, each General Partner agrees that no consent of such General Partner will be required for a change in the Participant's trustee, general partner or manager, or the addition of additional trustees or co-trustees, of the Participant and that, upon notice to each General Partner of such change and receipt by the General Partners of the relevant portions of the trust agreement, limited partnership agreement, limited liability company agreement or other relevant document of the Participant and, if applicable, the instrument of appointment, showing the appointment and authorization of such trustee(s), general partners or managers, each General Partner shall record such change in the books and records of their respective Partnerships.

(vi) The Participant has provided to each General Partner or, upon request of any General Partner, will provide to each General Partner a copy of the relevant portions of the constitutive agreement of the Participant showing the appointment and authority of the trustee(s), general partner or manager.

(vii) The Participant is an assignee that is authorized and has legal capacity to enter into this Restricted Share Award Agreement, and the Person signing this Restricted Share Award Agreement on behalf of the Participant has been duly authorized by the Participant to do so. This Restricted Share Award Agreement has been duly executed and delivered on behalf of the Participant and is the valid and binding agreement of the Participant, enforceable against the Participant in accordance with its terms. Upon the request of a General Partner, the Participant will deliver any documents which may be reasonably requested by such General Partner to evidence or confirm the legality of an investment in the relevant Partnership and the authority of the person executing this Restricted Share Award Agreement on behalf of the Participant.

(viii) Neither the execution and delivery of this Restricted Share Award Agreement, nor the consummation of the transactions contemplated hereby, nor compliance by the Participant with any of the provisions hereof, shall (a) conflict with or result in a breach of any provision of the Participant's charter, by-laws, and/or other similar organizational or governing instruments of the Participant, as the case may be, (b) constitute or result in a breach of any term, condition or provision of, or constitute a default under, or give rise to any right of termination, cancellation or acceleration with respect to, or result in the creation of any lien, charge or encumbrance upon any property or asset of the Participant pursuant to, any note, bond, mortgage, indenture, license, agreement or other instrument or obligation to which the Participant is a party or (c) violate or cause the Participant to fail to comply with any order, writ, injunction, decree, statute, rule, regulation or other law applicable to the Participant (or constitute an event which, with the passage of time or action by a third party, would result in any of the foregoing).

(ix) This Restricted Share Award Agreement has been duly executed and delivered by the Eligible Recipient and is the valid and binding agreement of the Eligible Recipient, enforceable against the Eligible Recipient in accordance with its terms.

(x) The execution, delivery and performance of this Restricted Share Award Agreement by the Eligible Recipient and Participant requires no consent or approval of any governmental body, agency or official, or any other Person that has not been obtained.

(xi) The Participant, together with such tax, legal and financial advisors as it has chosen to consult, has sufficient knowledge and experience in business and financial matters to evaluate the merits and the risks of an investment in the Award, and the Participant, fully aware of the risks involved, has determined that an investment in the Award is consistent with the Participant's investment objectives.

(xii) The Participant acknowledges and agrees that a General Partner may release confidential information about it and, if applicable, any Related Party, to regulatory or law enforcement authorities, if such General Partner, in its sole discretion, determines that it is in the best interest of the relevant Partnership to do so.

(xiii) The Eligible Recipient and the Participant each respectively represent that the Participant constitutes a "family member" for purposes of the requirements of Instruction A.1.(a)(5) of Form S-8 under the Securities Act, and Rule 701(c)(3) of the Securities Act and will maintain such status at any time that Shares distributed under the Advisors LPA and each other limited partnership agreement of a relevant Partnership may be registered in its name or transferred to it.

(xiv) The representations set forth in Sections 9(b), 10, 21 and this Section 25(b) shall be deemed to be reaffirmed by the Participant and the Eligible Recipient, as appropriate, at any time that Shares are transferred to, or registered in the name of, the Participant.

(xv) Each of the Eligible Recipient and the Participant acknowledges on behalf of itself that the Partnerships and their respective partners will rely upon the representations, warranties and agreements set forth herein made by the Eligible Recipient or the Participant, respectively, each of which shall survive the Date of Grant.

(xvi) The Eligible Recipient agrees to indemnify and hold harmless, to the fullest extent permitted by law, each Partnership, each General Partner and each of their Affiliates and the partners, officers, directors, managers, members, employees, agents and shareholders of each of them, and each other Person, if any, who controls or is controlled by any of the foregoing, within the meaning of Section 15 of the Securities Act (together, the "Indemnified Parties"), against any and all loss, liability, claim, damage, cost and expense whatsoever (including, but not limited to, legal fees and disbursements

and any and all other expenses whatsoever reasonably incurred in investigating, preparing for or defending against any litigation, arbitration proceeding, or other action or proceeding, commenced or threatened, or any claim whatsoever) arising out of or in connection with, or based upon or resulting from, (a) any false representation or warranty or breach or failure by the Eligible Recipient to comply with any covenant or agreement made by the Eligible Recipient in this Restricted Share Award Agreement or in any other document furnished by it to any of the foregoing in connection with this transaction, (b) any action for securities law violations instituted by the Eligible Recipient which is finally resolved by judgment against the Eligible Recipient or (c) the compliance by the General Partners and/or the Partnerships or any of their respective employees in good faith with the requirements of applicable anti-money laundering and anti-terrorism legislation or regulatory provisions with respect to the Eligible Recipient.

(xvii) The Participant agrees to indemnify and hold harmless, to the fullest extent permitted by law, the Indemnified Parties against any and all loss, liability, claim, damage, cost and expense whatsoever (including, but not limited to, legal fees and disbursements and any and all other expenses whatsoever reasonably incurred in investigating, preparing for or defending against any litigation, arbitration proceeding, or other action or proceeding, commenced or threatened, or any claim whatsoever) arising out of or in connection with, or based upon or resulting from, (a) any false representation or warranty or breach or failure by the Participant to comply with any covenant or agreement made by the Participant in this Restricted Share Award Agreement or in any other document furnished by it to any of the foregoing in connection with this transaction, (b) any action for securities law violations instituted by the Participant which is finally resolved by judgment against the Participant or (c) the compliance by the General Partners and/or the Partnerships or any of their respective employees in good faith with the requirements of applicable anti-money laundering and anti-terrorism legislation or regulatory provisions with respect to the Participant.

(xviii) The Participant and Eligible Recipient affirm their obligations under Section 20 of the Plan.

**NOTICE OF RESTRICTED SHARE UNIT AWARD
UNDER THE APOLLO GLOBAL MANAGEMENT, INC.
2019 OMNIBUS EQUITY INCENTIVE PLAN**

Apollo Global Management, Inc. (the "Company"), pursuant to the Apollo Global Management, Inc. 2019 Omnibus Equity Incentive Plan (as amended from time to time, the "Plan"), hereby grants to the individual listed below the number of Restricted Share Units (the "RSUs") set forth below. The RSUs are subject to the terms and conditions as set forth in this Notice of Restricted Share Unit Award (the "Notice"), the attached Award Agreement (the "Award Agreement") and the Plan.

Participant: []
Award Type: []
Conversion Price: \$[], which reflects the volume weighted average price of the Company's shares for the ten-day period prior to the grant; this was used to convert the dollar value of the award into a number of RSUs
Number of RSUs Granted: []
Date of Grant: []
Vesting Schedule: Subject to the terms and conditions referenced in the Award Agreement, the RSUs will vest on the following schedule (each date, a "Vesting Date")
 []

APOLLO GLOBAL MANAGEMENT, INC.

By: _____
 Name: Matthew Breitfelder
 Title: Vice President

**RESTRICTED SHARE UNIT AWARD AGREEMENT
UNDER THE APOLLO GLOBAL MANAGEMENT, INC.
2019 OMNIBUS EQUITY INCENTIVE PLAN**

In accordance with the attached Notice delivered to the Participant, the Company and the Participant agree that the terms and conditions contained in the Notice, this Award Agreement (this "Agreement") and the Plan shall apply to the grant of RSUs set forth in the Notice. Capitalized terms not otherwise defined herein shall have the meaning ascribed to them in the Notice and otherwise in the Plan.

1. Vesting.

(a) *Generally.* Except as otherwise provided in Section 1(b), the RSUs shall vest in accordance with the vesting schedule set forth in the Notice, provided that the Participant remains in continuous employment with or provides services to the Company or its Affiliates (collectively, the "Company Group") through each applicable Vesting Date.

(b) *Special Vesting on Death or Disability.* Notwithstanding the foregoing, if the Participant's employment or service is terminated either (i) due to the Participant's death or (ii) by the Company Group by reason of Disability, then the Participant shall vest in 100% of the then unvested RSUs that remain subject to this Agreement upon such termination, subject to the Participant's (or the Participant's estate or personal representative, if applicable) execution and delivery to the Company of an irrevocable general release of claims in a form satisfactory to the Company within 60 days following the termination date (or such shorter period as may be specified by the Company in accordance with applicable law). For purposes of this Agreement, the Participant shall be deemed to be in continuous employment or service until such time as the Participant dies or otherwise experiences a "separation from service" (as such term is defined in Treasury Regulation §1.409A-1(h)).

2. Settlement; Delivery of Shares. The Company shall issue and deliver to the Participant one (1) Share (either by delivering one or more certificates for such Shares or by entering such shares in book-entry form, as determined by the Company in its discretion), as settlement of each vested RSU (such Shares, the "RSU Shares"). Such RSU Shares shall be delivered as soon as administratively practicable following the date on which the RSU vests in accordance with Section 1. For the avoidance of doubt, in no event shall any such RSU Shares be delivered later than the 15th day of the third month following the last day of either the Participant's or the Company's fiscal year in which the RSU vests, whichever is later. Upon delivery, all such RSU Shares shall be fully assignable, alienable, saleable and transferrable by the Participant; *provided* that any such assignment, alienation, sale or transfer with respect to such RSU Shares shall comply with applicable securities laws and applicable Company policy as described in Section 4.

3. Restrictions on RSUs. The RSUs may not be sold, assigned, transferred, pledged, hypothecated or otherwise disposed of or encumbered, other than with respect to transfers (a) to the Company, (b) by will or pursuant to the laws of descent and distribution, or (c), if approved by the Administrator in its sole discretion, in accordance with the requirements of Instruction A.1.(a)(5) of Form S-8 under the Securities Act or other applicable law.

4. Disposition of Shares. Subject to applicable law, the Participant may dispose of the RSU Shares issued under this Agreement during any "window period" in which sales by Company personnel are permitted, and in accordance with the Company's insider trading policy. All dispositions of RSU Shares are subject to compliance with the Company's Share Ownership Policy as in effect from time to time and any other applicable Company policies.

5. Forfeiture.

(a) Upon the termination of the Participant's employment or service with the Company Group for any reason (a " Termination"), other than by reason of the Participant's death or Disability, all then unvested RSUs subject to this Agreement shall be immediately forfeited, terminated and canceled without payment of any consideration by any member of the Company Group, and neither the Participant nor any of its successors, heirs, assigns, or personal representatives shall thereafter have any further rights or interests in such RSUs. In addition, if the Participant's employment or service with the Company Group is terminated either for (i) Cause (as defined on Exhibit A), or (ii) for any other reason and within twelve (12) months following the date of such Termination, the Company determines that the Participant could have been terminated for Cause, then, in each case, the Participant shall forfeit all outstanding RSUs with respect to which RSU Shares have not yet been issued, including any vested RSUs. Except as otherwise expressly set forth herein in Section 1, employment or service with the Company Group for only a portion of a vesting period, even if a substantial portion, will not entitle the Participant to any proportionate vesting or avoid or mitigate a termination of rights and benefits upon a Termination.

(b) Notwithstanding anything to the contrary, if (i) upon request of any member of the Company Group, the Participant fails to certify that the Participant remains in compliance with the Participant's ongoing obligations to the Company Group (as described in Section 9), in such form as may be requested by the Company Group from time to time, or (ii) any member of the Company Group determines based on consultation with the Vice President of the Company and the Global Head of Human Capital or his designees, in its sole discretion acting in good faith, that the Participant has failed to comply with the Participant's ongoing obligations (as described in Section 9 below) to any member of the Company Group, then, in each case, the Company Group, in its sole discretion, may either (A) delay the issuance of RSU Shares to the Participant in respect of any vested RSUs (to the extent permitted under applicable tax rules without incurring any penalty) or (B) terminate and cancel all of the Participant's outstanding RSUs, including any vested RSUs, without payment of any consideration by any member of the Company Group, and neither the Participant nor any of its successors, heirs, assigns, or personal representatives shall thereafter have any further rights or interests in respect of such terminated RSUs.

6. Shareholder Rights; Dividend Equivalents. The Participant shall have no rights of a shareholder (including voting rights and the right to dividends or distributions) and will not be treated as an owner of Shares for tax or other purposes, except with respect to RSU Shares that have already been delivered. Notwithstanding the foregoing, in the event ordinary cash dividends are paid in respect of the Company's Shares, then a dividend equivalent of equal value shall accrue and be paid to the Participant with respect to each RSU (whether or not vested) no later than 30 days after such ordinary cash dividend is paid to the holders of Shares. Rights to dividend equivalents on each RSU shall terminate upon the issuance of the underlying RSU Share following vesting, or if earlier, upon the forfeiture of the RSU in connection with the Participant's Termination. Under no circumstances shall the Participant be entitled to receive (a) both a dividend and a dividend equivalent with respect to an RSU (or its associated RSU Share) or (b) any dividend or dividend equivalent with respect to a forfeited or fractional RSU.

7. Agreement Subject to Plan. This Agreement is subject to all of the terms, conditions and provisions of the Plan, which are incorporated herein by reference. Without limiting the generality of the immediately preceding sentence, this Agreement specifically incorporates the following sections of the Plan: Section 14(i) (Electronic Delivery), and Section 17 (Section 409A). In the event of any conflict between any provision of this Agreement and the Plan, the Plan shall govern.

8. No Rights to Continuation of Employment or Service. Nothing in the Plan or this Agreement shall confer upon the Participant any right to continued employment or service with the Company Group or interfere with, or restrict, the right of any member of the Company Group (or its shareholders, as the case may be) to terminate the Participant's employment or service at any time for any reason whatsoever, with or without Cause. The Plan and this Agreement shall not (a) form any part of any contract of employment or contract for services between any current or former member of the Company Group and any directors, officers or employees thereof, (b) confer any legal or equitable rights (other than those constituting the Awards themselves) against any current or former member of the Company Group, directly or indirectly, or (c) give rise to any cause of action in law or in equity against any current or former member of the Company Group.

9. Restrictive Covenants. The restrictive covenants set forth in the Participant's covenants agreement or any other applicable written arrangement with any member of the Company Group, are incorporated herein. Nothing contained herein shall reduce or limit the application or scope of any restrictive covenants in favor of the Company Group (for example, with respect to competition, solicitation, confidentiality, intellectual property, subsequent engagement, interference or disparagement) to which the Participant is otherwise subject (the "Restrictive Covenants"). The Company would not have granted this Award if the Participant had not agreed to be bound by such restrictive covenants, as the same may be amended from time to time. In the event the Participant materially breaches any such Restrictive Covenants, the Participant shall immediately forfeit any rights to the remaining unvested RSUs, if any, or undelivered RSU Shares without payment of any consideration. As further described in Section 22 below, the Company shall also have a right to recoup payment in respect of previously delivered RSU Shares, in addition to any other remedy to which the Company may be entitled as a result of such breach. Nothing in this Agreement or any other agreement or arrangement of the Company Group to which the Participant is subject will (a) prohibit the Participant from making reports of possible violations of U.S. federal law or regulation to any governmental agency or entity in accordance with Section 21F of the Securities Exchange Act of 1934, Section 806 of the Sarbanes-Oxley Act of 2002, or any other whistleblower protection provisions of U.S. federal law or regulation or other similar law, regulation or rule, or (b) require notification or prior approval by the Company Group of any such reporting. For the avoidance of doubt, this Agreement does not limit the Participant's right to receive a reward from any regulator (including the Securities and Exchange Commission) that provides rewards for providing information relating to a potential violation of law, including, but not limited to, any monetary reward or bounty from a governmental agency or regulatory or law enforcement authority in connection with protected whistleblower activity.

10. Tax Withholding. The Participant is responsible for all federal, state, local and other taxes and any tax-related penalties the Participant incurs in connection with the Award. The Company Group shall be entitled to require a cash payment by or on behalf of the Participant and/or to deduct, from other compensation payable to the Participant, any sums required by applicable law to be withheld or accounted for by the Company Group with respect to any RSU. The Company in its discretion may alternatively reduce the number of shares to be issued by the appropriate number of whole Shares, valued at their then Fair Market Value, or require any other available method to satisfy any withholding or tax obligations of the Company Group with respect to the RSUs at the applicable rates. Fractional RSU Shares shall not be issued and shall be forfeited without any consideration provided therefor, including in instances where the number of RSU Shares was reduced to satisfy any withholding or tax obligations.

11. Governing Law: Arbitration: Waiver of Jury Trial.

(a) This Agreement shall be governed by, interpreted under and construed and enforced in accordance with the laws of the State of Delaware (without regard to any conflicts of laws principles thereof that would give effect to the laws of another jurisdiction).

(b) Any dispute, controversy, suit, action or proceeding (" Proceeding") arising out of or relating to this Award or any other Award, other than the injunctive relief described in Section 11(c), will, notwithstanding anything to the contrary contained in the Plan, be settled exclusively by arbitration, conducted before a single arbitrator in New York County, New York (applying Delaware law) in accordance with, and pursuant to, the Employment Arbitration Rules and Procedures of JAMS ("JAMS"). The decision of the arbitrator will be final and binding upon the parties hereto. Any arbitral award may be entered as a judgment or order in any court of competent jurisdiction. The Company and the Participant will share the JAMS administrative fees, the arbitrator's fee and expenses. Each party shall be responsible for such party's attorneys' fees.

(c) Either party may commence litigation in court to obtain injunctive relief in aid of arbitration, to compel arbitration, or to confirm or vacate an award, to the extent authorized by the U.S. Federal Arbitration Act or the New York Arbitration Act. The arbitrator may grant interim injunctive relief and the Company or its successors or assigns may commence litigation in court to obtain injunctive relief or an order requiring specific performance to enforce, or prevent any violations of, the Restrictive Covenants.

(d) IF THIS AGREEMENT TO ARBITRATE IS HELD INVALID OR UNENFORCEABLE THEN, TO THE EXTENT NOT PROHIBITED BY APPLICABLE LAW THAT CANNOT BE WAIVED, THE PARTICIPANT AND THE COMPANY WAIVE AND COVENANT THAT THE PARTICIPANT AND THE COMPANY WILL NOT ASSERT (WHETHER AS PLAINTIFF, DEFENDANT OR OTHERWISE) ANY RIGHT TO TRIAL BY JURY IN ANY ACTION ARISING IN WHOLE OR IN PART UNDER OR IN CONNECTION WITH AN AWARD UNDER THE PLAN OR ANY MATTERS CONTEMPLATED THEREBY, WHETHER NOW OR HEREAFTER ARISING, AND WHETHER SOUNDING IN CONTRACT, TORT OR OTHERWISE, AND AGREE THAT THE COMPANY GROUP OR THE PARTICIPANT MAY FILE A COPY OF THIS PARAGRAPH WITH ANY COURT AS WRITTEN EVIDENCE OF THE KNOWING, VOLUNTARY AND BARGAINED-FOR AGREEMENT BETWEEN THE COMPANY GROUP AND THE PARTICIPANT IRREVOCABLY TO WAIVE THE RIGHT TO TRIAL BY JURY IN ANY PROCEEDING WHATSOEVER BETWEEN SUCH PARTIES ARISING OUT OF OR RELATING TO AN AWARD UNDER THE PLAN AND THAT ANY PROCEEDING PROPERLY HEARD BY A COURT UNDER AN AWARD AGREEMENT UNDER THE PLAN WILL INSTEAD BE TRIED IN A COURT OF COMPETENT JURISDICTION BY A JUDGE SITTING WITHOUT A JURY.

12. Agreement Binding on Successors. The terms of this Agreement shall be binding upon the Participant and their heirs, executors, administrators, personal representatives, transferees, assignees and successors in interest and upon the Company Group and its successors and assignees, subject to the terms of the Plan.

13. No Assignment. Subject to Section 3, neither this Agreement nor any rights granted herein shall be assignable by the Participant other than (with respect to any rights that survive the Participant's death) by will or the laws of descent and distribution. No purported sale, assignment, mortgage, hypothecation, transfer, pledge, encumbrance, gift, transfer in trust (voting or other) or other disposition of, or creation of a security interest in or lien on, any RSUs or RSU Shares by any holder thereof in violation of the provisions of this Agreement or the Plan will be valid, and the Company will not transfer any of said RSUs or RSU Shares on its books nor will any RSU Shares be entitled to vote, nor will any distributions be paid thereon, unless and until there has been full compliance with said provisions

to the satisfaction of the Company. The foregoing restrictions are in addition to, and not in lieu of, any other remedies, legal or equitable, available to enforce said provisions.

14. HSR. Prior to any acquisition by the Participant of common stock of the Company, whether by way of open market purchase, vesting of restricted stock units, conversion or exercise of options or warrants, or otherwise, and whether or not contemplated by this Agreement ("Acquisition"), the Participant and the Company will take commercially reasonable efforts in respect of any Acquisition to ensure that the Participant complies with the requirements of the Hart-Scott-Rodino Antitrust Improvements Act of 1976, as amended ("HSR Act"), 15 U.S.C. § 18a, including making any filings required under the HSR Act, paying the necessary filing fees, which will be the Participant's sole responsibility to pay, and observing the statutory waiting period(s). Subject to the foregoing, the Participant will provide at least 60 days' written notice to the Company prior to any Acquisition that would require a filing under the HSR Act.

15. Limitation on the Participant's Rights. The Participant has no legal or equitable rights, interests or claims in any property of the Company due to the Plan, the Notice, this Agreement or the grant of RSUs contained herein. The Participant shall have only the rights of a general unsecured creditor of the Company with respect to amounts credited and benefits payable, if any, with respect to the RSUs, and rights no greater than the right to receive the RSU Shares as a general unsecured creditor with respect to RSUs, as and when payable hereunder.

16. Severability. Should any provision of this Agreement be held by an arbitrator or court of competent jurisdiction to be unenforceable, or enforceable only if modified, such holding shall not affect the validity of the remainder of this Agreement, the balance of which shall continue to be binding upon the parties hereto with such modification (if any) to become a part hereof and treated as though contained in this original Agreement. Moreover, if one or more of the provisions contained in this Agreement shall for any reason be held to be excessively broad as to scope, activity, subject or otherwise so as to be unenforceable, then in lieu of severing any such provisions, they shall be construed by the appropriate judicial body or arbitral tribunal by limiting or reducing them, so as to be enforceable to the maximum extent compatible with the applicable law as it shall then appear, and such determination by a judicial body or arbitral tribunal shall not affect the enforceability of any such provisions in any other jurisdiction.

17. Failure to Enforce Not a Waiver. The failure of the Company to enforce at any time any provision of this Agreement shall in no way be construed to be a waiver of that provision or of any other provision hereof.

18. Entire Agreement. The Notice, this Agreement and the Plan contain the entire agreement and understanding among the parties as to the subject matter hereof and supersede all prior writings and understandings with respect to the grant of RSUs covered by this Agreement and these RSUs are granted in full settlement of the Participant's rights to receive RSUs in respect of the particular Award Type referenced in the Notice. The Participant acknowledges that any summary of the Plan or this Agreement provided by the Company is subject in its entirety to the terms of the Plan and this Agreement. References to this Agreement in the Plan or otherwise include references to Exhibit A and Exhibit B.

19. Headings. Headings are used solely for the convenience of the parties and shall not be deemed to be a limitation upon or description of the contents of any Section.

20. Amendment. Except as otherwise provided in the Plan, no amendment or modification hereof shall be valid unless it shall be in writing and signed by all parties hereto.

21. Acknowledgements and Representations. By acceptance of this Award, the Participant is deemed to have agreed to the acknowledgements and representations in this Section 21 and otherwise in this Agreement. The Participant is acquiring the RSUs and, if and when the RSUs vest, will acquire the RSU Shares covered thereby solely for the Participant's own account, for investment purposes only, and not with a view to or an intent to sell or distribute, or to offer for resale in connection with any unregistered distribution, all or any portion of the RSUs or RSU Shares within the meaning of the Securities Act and/or any applicable state securities laws. The Participant has had an opportunity to ask questions and receive answers from the Company regarding the terms and conditions of this Award and the restrictions imposed on the RSUs and the RSU Shares. The Participant has been furnished with, and/or has access to, such information as he or she considers necessary or appropriate for deciding whether to accept this Award. However, in evaluating the merits and risks of an investment in the Company, the Participant has and will rely upon the advice of his/her own legal counsel, tax advisors, and/or investment advisors. The Participant is aware that the RSU Shares may be of no practical value. The Participant has read and understands the restrictions and limitations set forth in the Plan and this Agreement, which are imposed on the RSUs and the RSU Shares. The Participant is responsible for all taxes and any tax-related penalties the Participant incurs or is liable for in connection with this Award, including but not limited to any withholding taxes, employment or payroll taxes and social security. The Participant confirms that the Participant has not relied on any warranty, representation, assurance or promise of any kind whatsoever in entering into this Agreement other than as expressly set out in this Agreement or in the Plan. If the Award was granted after the Participant's Termination, the Participant acknowledges that the Participant is an "accredited investor" as that term is defined in Regulation D under the Securities Act, the RSUs and RSU Shares covered by this Award are not registered on Form S-8 under the Securities Act and that Shares to be issued to the Participant under the Plan are expected to be "restricted securities" within the meaning of Rule 144 under the Securities Act.

22. Recoupment. By accepting this Award, the Participant is deemed to acknowledge and agree that the Participant will be subject to any policy adopted by the Company that provides for the repayment or forfeiture of incentive compensation, including, without limitation, the Apollo Corporate Recoupment Policy, as may be amended from time to time, and this Award shall be subject to recoupment or forfeiture per any such policy, in accordance therewith, or as otherwise required by law or applicable regulatory rules or guidance.

23. Regional and Country-Specific Provisions. The regional and country-specific terms and conditions set forth on Exhibit B shall apply to this Award solely to the extent applicable to the Participant based on the Participant's residency, location of service or region in which they are otherwise a taxpayer, as applicable. Without limiting the Administrator's powers under the Plan, to the extent the Participant relocates their residency and/or employment or service to another country, the additional terms and conditions set forth in this Section for such region or country (if any, and as such terms may be modified or supplemented from time to time) shall apply to the extent the Company determines, in its sole discretion, that the application of such section is necessary or advisable.

24. Deemed Acceptance. This Award shall be effective as of the Date of Grant and shall not require the Participant's countersignature. The Participant shall be deemed to accept this Award, subject to the terms and conditions set forth in the Notice, this Agreement and the Plan unless the Participant provides to the Company written notification to the attention of its Global Head of Human Capital, of the Participant's rejection of this Award not later than 30 days after the Date of Grant (in which case this Award will be forfeited and the Participant shall have no further right or interest therein as of such date).

Definition

“Cause” means the Participant’s: (a) commission of an intentional violation of a material law or regulation, intentional misconduct, reckless disregard of the Participant’s duties or deliberate failure to perform the Participant’s duties, in each case, in connection with the Participant’s performance of services for any member of the Company Group or that relates to or impacts the business of the Company Group; (b) commission of an intentional and material breach of a written Company code of ethics or other policy of, or written agreement with, any member of the Company Group; (c) commission of any misconduct or failure to take any action that, individually or in the aggregate, has caused or substantially contributed to, or is reasonably likely to cause or substantially contribute to, material economic or reputational harm to any member of the Company Group (excluding any mistake of judgment acting in good faith); (d) conviction of or plea of no contest to (i) any misdemeanor involving moral turpitude or (ii) any felony, including, in each case, a foreign law equivalent, and provided that, in each case, such action (A) has a significant adverse effect on the Participant’s ability to perform services for any member of the Company Group, or (B) relates to or impacts the business of the Company Group; (e) fraud in connection with the Participant’s performance of services for the Company Group; or (f) embezzlement from any member of the Company Group or its interest holders; provided, that, the Participant fails to cure within fifteen (15) business days after written notice thereof, to the extent such occurrence is susceptible to cure, the items set forth in clauses (b) and (c).

**NOTICE OF PERFORMANCE RESTRICTED SHARE UNIT AWARD
UNDER THE APOLLO GLOBAL MANAGEMENT, INC.
2019 OMNIBUS EQUITY INCENTIVE PLAN**

Apollo Global Management, Inc. (the "Company"), pursuant to the Apollo Global Management, Inc. 2019 Omnibus Equity Incentive Plan (as amended from time to time, the "Plan"), hereby grants to the individual listed below the number of Performance-Based Restricted Share Units (the "RSUs") set forth below. The RSUs are subject to the terms and conditions as set forth in this Notice of Restricted Share Unit Award (the "Notice"), the attached Award Agreement (the "Award Agreement") and the Plan.

Participant: []
Award Type: []
Conversion Price: \$[], which reflects the volume weighted average price of the Company's shares for the ten-day period prior to the grant date; this was used to convert the dollar value of the award into a number of RSUs
Number of RSUs Granted: []
Date of Grant: []
Vesting Schedule: Subject to the terms and conditions referenced in the Award Agreement, including satisfaction of the performance condition described therein, the RSUs will vest on the following schedule (each date, a "Vesting Date")
 []

APOLLO GLOBAL MANAGEMENT, INC.

By: _____
 Name: Matthew Breitfelder
 Title: Vice President

**PERFORMANCE RESTRICTED SHARE UNIT AWARD AGREEMENT
UNDER THE APOLLO GLOBAL MANAGEMENT, INC.
2019 OMNIBUS EQUITY INCENTIVE PLAN**

In accordance with the attached Notice delivered to the Participant, the Company and the Participant agree that the terms and conditions contained in the Notice, this Award Agreement (this "Agreement") and the Plan shall apply to the grant of RSUs set forth in the Notice. Capitalized terms not otherwise defined herein shall have the meaning ascribed to them in the Notice and otherwise in the Plan.

1. Vesting.

(a) *Generally*. Except as otherwise provided in Section 1(b), the RSUs shall vest in accordance with the vesting schedule set forth in the Notice (the "Time Test"), provided that (i) the Cash Income Test (as defined below) is satisfied with respect to each applicable Vesting Date, and (ii) the Participant remains in continuous employment with or provides services to the Company or its Affiliates (collectively, the "Company Group") through each applicable Vesting Date.

For purposes of this Agreement, satisfaction of the "Cash Income Test" will occur if the available net cash incentive income to the Company, for the one-year period ended one day before each Vesting Date, equals or exceeds the life-to-date accounting expense attributable to all then outstanding RSU Awards, whether held by the Participant or any other Person, and for which vesting requires satisfaction of a net cash incentive income performance condition (all such RSU Awards, "Company RSU Awards"). Notwithstanding the foregoing, if the Cash Income Test is not satisfied in full with respect to any applicable Vesting Date, the Company, in its sole discretion, may elect that the RSUs otherwise eligible to vest on that Vesting Date shall vest pro rata to the extent that the Cash Income Test is satisfied. Any RSUs that do not satisfy the Cash Income Test on any Vesting Date shall instead vest on the first day of the next calendar quarter that the Cash Income Test is satisfied in full (after applying such test as of that date).

For purposes of applying the Cash Income Test, "available net cash incentive income" shall mean cash incentive income remaining after reduction for certain allocable expenses and "life-to-date accounting expense" shall mean the life-to-date accounting cost attributable to all Company RSU Awards then outstanding that have not yet fully vested. If available net cash incentive income to the Company is insufficient to cause all RSUs outstanding under the Plan that have satisfied the Time Test to satisfy the Cash Income Test as of any given potential vesting date, the available net cash incentive income to the Company may, in the discretion of the Administrator, be allocated among the unvested RSUs outstanding under the Plan that are subject to, but have not yet satisfied, the Cash Income Test.

(b) *Special Vesting on Death or Disability*. Notwithstanding the foregoing, if the Participant's employment or service is terminated either (i) due to the Participant's death or (ii) by the Company Group by reason of Disability, then the Participant shall vest in 100% of the then unvested RSUs that remain subject to this Agreement upon such termination, subject to (1) the attainment of the Cash Income Test within the succeeding 12 calendar quarters and (2) the Participant's (or the Participant's estate or personal representative, if applicable) execution and delivery to the Company of an irrevocable general release of claims in a form satisfactory to the Company within 60 days following the termination date (or such shorter period as may be specified by the Company in accordance with applicable law). For purposes of this Agreement, the Participant shall be deemed to be in continuous employment or service until such time as the Participant dies or otherwise experiences a "separation from service" (as such term is defined in Treasury Regulation §1.409A-1(h)).

2. Settlement; Delivery of Shares. The Company shall issue and deliver to the Participant one (1) Share (either by delivering one or more certificates for such Shares or by entering such shares in book-entry form, as determined by the Company in its discretion), as settlement of each vested RSU (such Shares, the "RSU Shares"). Such RSU Shares shall be delivered as soon as administratively practicable following the date on which the RSU vests in accordance with Section 1. For the avoidance of doubt, in no event shall any such RSU Shares be delivered later than the 15th day of the third month following the last day of either the Participant's or the Company's fiscal year in which the RSU vests, whichever is later. Upon delivery, all such RSU Shares shall be fully assignable, alienable, saleable and transferrable by the Participant; *provided* that any such assignment, alienation, sale or transfer with respect to such RSU Shares shall comply with applicable securities laws and applicable Company policy as described in Section 4.

3. Restrictions on RSUs. The RSUs may not be sold, assigned, transferred, pledged, hypothecated or otherwise disposed of or encumbered, other than with respect to transfers (a) to the Company, (b) by will or pursuant to the laws of descent and distribution, or (c), if approved by the Administrator in its sole discretion, in accordance with the requirements of Instruction A.1.(a)(5) of Form S-8 under the Securities Act or other applicable law.

4. Disposition of Shares. Subject to applicable law, the Participant may dispose of the RSU Shares issued under this Agreement during any "window period" in which sales by Company personnel are permitted, and in accordance with the Company's insider trading policy. All dispositions of RSU Shares are subject to compliance with the Company's Share Ownership Policy as in effect from time to time and any other applicable Company policies.

5. Forfeiture.

(a) Upon the termination of the Participant's employment or service with the Company Group for any reason (a "Termination"), other than by reason of the Participant's death or Disability, all then unvested RSUs subject to this Agreement shall be immediately forfeited, terminated and canceled without payment of any consideration by any member of the Company Group, and neither the Participant nor any of its successors, heirs, assigns, or personal representatives shall thereafter have any further rights or interests in such RSUs. In addition, if the Participant's employment or service with the Company Group is terminated either for (i) Cause (as defined on Exhibit A), or (ii) for any other reason and within twelve (12) months following the date of such Termination, the Company determines that the Participant could have been terminated for Cause, then, in each case, the Participant shall forfeit all outstanding RSUs with respect to which RSU Shares have not yet been issued, including any vested RSUs. Except as otherwise expressly set forth herein in Section 1, employment or service with the Company Group for only a portion of a vesting period, even if a substantial portion, will not entitle the Participant to any proportionate vesting or avoid or mitigate a termination of rights and benefits upon a Termination.

(b) Notwithstanding anything to the contrary, if (i) upon request of any member of the Company Group, the Participant fails to certify that the Participant remains in compliance with the Participant's ongoing obligations to the Company Group (as described in Section 9), in such form as may be requested by the Company Group from time to time, or (ii) any member of the Company Group determines based on consultation with the Vice President of the Company and the Global Head of Human Capital or his designees, in its sole discretion acting in good faith, that the Participant has failed to comply with the Participant's ongoing obligations (as described in Section 9 below) to any member of the Company Group, then, in each case, the Company Group, in its sole discretion, may either (A) delay the issuance of RSU Shares to the Participant in respect of any vested RSUs (to the extent permitted under applicable tax rules without incurring any penalty) or (B) terminate and cancel all of the Participant's outstanding RSUs, including any vested RSUs, without payment of any consideration by any member of

the Company Group, and neither the Participant nor any of its successors, heirs, assigns, or personal representatives shall thereafter have any further rights or interests in respect of such terminated RSUs.

6. Shareholder Rights: Dividend Equivalents. The Participant shall have no rights of a shareholder (including voting rights and the right to dividends or distributions) and will not be treated as an owner of Shares for tax or other purposes, except with respect to RSU Shares that have already been delivered. Notwithstanding the foregoing, in the event ordinary cash dividends are paid in respect of the Company's Shares, then a dividend equivalent of equal value shall accrue and be paid to the Participant with respect to each RSU (whether or not vested) no later than 30 days after such ordinary cash dividend is paid to the holders of Shares. Rights to dividend equivalents on each RSU shall terminate upon the issuance of the underlying RSU Share following vesting, or if earlier, upon the forfeiture of the RSU in connection with the Participant's Termination. Under no circumstances shall the Participant be entitled to receive (a) both a dividend and a dividend equivalent with respect to an RSU (or its associated RSU Share) or (b) any dividend or dividend equivalent with respect to a forfeited or fractional RSU.

7. Agreement Subject to Plan. This Agreement is subject to all of the terms, conditions and provisions of the Plan, which are incorporated herein by reference. Without limiting the generality of the immediately preceding sentence, this Agreement specifically incorporates the following sections of the Plan: Section 14(i) (Electronic Delivery), and Section 17 (Section 409A). In the event of any conflict between any provision of this Agreement and the Plan, the Plan shall govern.

8. No Rights to Continuation of Employment or Service. Nothing in the Plan or this Agreement shall confer upon the Participant any right to continued employment or service with the Company Group or interfere with, or restrict, the right of any member of the Company Group (or its shareholders, as the case may be) to terminate the Participant's employment or service at any time for any reason whatsoever, with or without Cause. The Plan and this Agreement shall not (a) form any part of any contract of employment or contract for services between any current or former member of the Company Group and any directors, officers or employees thereof, (b) confer any legal or equitable rights (other than those constituting the Awards themselves) against any current or former member of the Company Group, directly or indirectly, or (c) give rise to any cause of action in law or in equity against any current or former member of the Company Group.

9. Restrictive Covenants. The restrictive covenants set forth in the Participant's covenants agreement or any other applicable written arrangement with any member of the Company Group, are incorporated herein. Nothing contained herein shall reduce or limit the application or scope of any restrictive covenants in favor of the Company Group (for example, with respect to competition, solicitation, confidentiality, intellectual property, subsequent engagement, interference or disparagement) to which the Participant is otherwise subject (the "Restrictive Covenants"). The Company would not have granted this Award if the Participant had not agreed to be bound by such restrictive covenants, as the same may be amended from time to time. In the event the Participant materially breaches any such Restrictive Covenants, the Participant shall immediately forfeit any rights to the remaining unvested RSUs, if any, or undelivered RSU Shares without payment of any consideration. As further described in Section 22 below, the Company shall also have a right to recoup payment in respect of previously delivered RSU Shares, in addition to any other remedy to which the Company may be entitled as a result of such breach. Nothing in this Agreement or any other agreement or arrangement of the Company Group to which the Participant is subject will (a) prohibit the Participant from making reports of possible violations of U.S. federal law or regulation to any governmental agency or entity in accordance with Section 21F of the Securities Exchange Act of 1934, Section 806 of the Sarbanes-Oxley Act of 2002, or any other whistleblower protection provisions of U.S. federal law or regulation or other similar law, regulation or rule, or (b) require notification or prior approval by the Company Group of any such reporting. For the avoidance of doubt, this Agreement does not limit the Participant's right to receive a reward from any regulator (including the Securities and Exchange Commission) that provides rewards for providing information relating to a

potential violation of law, including, but not limited to, any monetary reward or bounty from a governmental agency or regulatory or law enforcement authority in connection with protected whistleblower activity.

10. Tax Withholding. The Participant is responsible for all federal, state, local and other taxes and any tax-related penalties the Participant incurs in connection with the Award. The Company Group shall be entitled to require a cash payment by or on behalf of the Participant and/or to deduct, from other compensation payable to the Participant, any sums required by applicable law to be withheld or accounted for by the Company Group with respect to any RSU. The Company in its discretion may alternatively reduce the number of shares to be issued by the appropriate number of whole Shares, valued at their then Fair Market Value, or require any other available method to satisfy any withholding or tax obligations of the Company Group with respect to the RSUs at the applicable rates. Fractional RSU Shares shall not be issued and shall be forfeited without any consideration provided therefor, including in instances where the number of RSU Shares was reduced to satisfy any withholding or tax obligations.

11. Governing Law; Arbitration; Waiver of Jury Trial.

(a) This Agreement shall be governed by, interpreted under and construed and enforced in accordance with the laws of the State of Delaware (without regard to any conflicts of laws principles thereof that would give effect to the laws of another jurisdiction).

(b) Any dispute, controversy, suit, action or proceeding (" Proceeding") arising out of or relating to this Award or any other Award, other than the injunctive relief described in Section 11(c), will, notwithstanding anything to the contrary contained in the Plan, be settled exclusively by arbitration, conducted before a single arbitrator in New York County, New York (applying Delaware law) in accordance with, and pursuant to, the Employment Arbitration Rules and Procedures of JAMS ("JAMS"). The decision of the arbitrator will be final and binding upon the parties hereto. Any arbitral award may be entered as a judgment or order in any court of competent jurisdiction. The Company and the Participant will share the JAMS administrative fees, the arbitrator's fee and expenses. Each party shall be responsible for such party's attorneys' fees.

(c) Either party may commence litigation in court to obtain injunctive relief in aid of arbitration, to compel arbitration, or to confirm or vacate an award, to the extent authorized by the U.S. Federal Arbitration Act or the New York Arbitration Act. The arbitrator may grant interim injunctive relief and the Company or its successors or assigns may commence litigation in court to obtain injunctive relief or an order requiring specific performance to enforce, or prevent any violations of, the Restrictive Covenants.

(d) IF THIS AGREEMENT TO ARBITRATE IS HELD INVALID OR UNENFORCEABLE THEN, TO THE EXTENT NOT PROHIBITED BY APPLICABLE LAW THAT CANNOT BE WAIVED, THE PARTICIPANT AND THE COMPANY WAIVE AND COVENANT THAT THE PARTICIPANT AND THE COMPANY WILL NOT ASSERT (WHETHER AS PLAINTIFF, DEFENDANT OR OTHERWISE) ANY RIGHT TO TRIAL BY JURY IN ANY ACTION ARISING IN WHOLE OR IN PART UNDER OR IN CONNECTION WITH AN AWARD UNDER THE PLAN OR ANY MATTERS CONTEMPLATED THEREBY, WHETHER NOW OR HEREAFTER ARISING, AND WHETHER SOUNDING IN CONTRACT, TORT OR OTHERWISE, AND AGREE THAT THE COMPANY GROUP OR THE PARTICIPANT MAY FILE A COPY OF THIS PARAGRAPH WITH ANY COURT AS WRITTEN EVIDENCE OF THE KNOWING, VOLUNTARY AND BARGAINED-FOR AGREEMENT BETWEEN THE COMPANY GROUP AND THE PARTICIPANT IRREVOCABLY TO WAIVE THE RIGHT TO TRIAL BY JURY IN ANY PROCEEDING WHATSOEVER BETWEEN SUCH PARTIES ARISING OUT OF OR RELATING TO AN AWARD UNDER THE PLAN AND THAT ANY PROCEEDING PROPERLY HEARD

BY A COURT UNDER AN AWARD AGREEMENT UNDER THE PLAN WILL INSTEAD BE TRIED IN A COURT OF COMPETENT JURISDICTION BY A JUDGE SITTING WITHOUT A JURY.

12. Agreement Binding on Successors. The terms of this Agreement shall be binding upon the Participant and their heirs, executors, administrators, personal representatives, transferees, assignees and successors in interest and upon the Company Group and its successors and assignees, subject to the terms of the Plan.

13. No Assignment. Subject to Section 3, neither this Agreement nor any rights granted herein shall be assignable by the Participant other than (with respect to any rights that survive the Participant's death) by will or the laws of descent and distribution. No purported sale, assignment, mortgage, hypothecation, transfer, pledge, encumbrance, gift, transfer in trust (voting or other) or other disposition of, or creation of a security interest in or lien on, any RSUs or RSU Shares by any holder thereof in violation of the provisions of this Agreement or the Plan will be valid, and the Company will not transfer any of said RSUs or RSU Shares on its books nor will any RSU Shares be entitled to vote, nor will any distributions be paid thereon, unless and until there has been full compliance with said provisions to the satisfaction of the Company. The foregoing restrictions are in addition to, and not in lieu of, any other remedies, legal or equitable, available to enforce said provisions.

14. HSR. Prior to any acquisition by the Participant of common stock of the Company, whether by way of open market purchase, vesting of restricted stock units, conversion or exercise of options or warrants, or otherwise, and whether or not contemplated by this Agreement ("Acquisition"), the Participant and the Company will take commercially reasonable efforts in respect of any Acquisition to ensure that the Participant complies with the requirements of the Hart-Scott-Rodino Antitrust Improvements Act of 1976, as amended ("HSR Act"), 15 U.S.C. § 18a, including making any filings required under the HSR Act, paying the necessary filing fees, which will be the Participant's sole responsibility to pay, and observing the statutory waiting period(s). Subject to the foregoing, the Participant will provide at least 60 days' written notice to the Company prior to any Acquisition that would require a filing under the HSR Act.

15. Limitation on the Participant's Rights. The Participant has no legal or equitable rights, interests or claims in any property of the Company due to the Plan, the Notice, this Agreement or the grant of RSUs contained herein. The Participant shall have only the rights of a general unsecured creditor of the Company with respect to amounts credited and benefits payable, if any, with respect to the RSUs, and rights no greater than the right to receive the RSU Shares as a general unsecured creditor with respect to RSUs, as and when payable hereunder.

16. Severability. Should any provision of this Agreement be held by an arbitrator or court of competent jurisdiction to be unenforceable, or enforceable only if modified, such holding shall not affect the validity of the remainder of this Agreement, the balance of which shall continue to be binding upon the parties hereto with such modification (if any) to become a part hereof and treated as though contained in this original Agreement. Moreover, if one or more of the provisions contained in this Agreement shall for any reason be held to be excessively broad as to scope, activity, subject or otherwise so as to be unenforceable, then in lieu of severing any such provisions, they shall be construed by the appropriate judicial body or arbitral tribunal by limiting or reducing them, so as to be enforceable to the maximum extent compatible with the applicable law as it shall then appear, and such determination by a judicial body or arbitral tribunal shall not affect the enforceability of any such provisions in any other jurisdiction.

17. Failure to Enforce Not a Waiver. The failure of the Company to enforce at any time any provision of this Agreement shall in no way be construed to be a waiver of that provision or of any other provision hereof.

18. Entire Agreement. The Notice, this Agreement and the Plan contain the entire agreement and understanding among the parties as to the subject matter hereof and supersede all prior writings and understandings with respect to the grant of RSUs covered by this Agreement and these RSUs are granted in full settlement of the Participant's rights to receive RSUs in respect of the particular Award Type referenced in the Notice. The Participant acknowledges that any summary of the Plan or this Agreement provided by the Company is subject in its entirety to the terms of the Plan and this Agreement. References to this Agreement in the Plan or otherwise include references to Exhibit A and Exhibit B.

19. Headings. Headings are used solely for the convenience of the parties and shall not be deemed to be a limitation upon or description of the contents of any Section.

20. Amendment. Except as otherwise provided in the Plan, no amendment or modification hereof shall be valid unless it shall be in writing and signed by all parties hereto.

21. Acknowledgements and Representations. By acceptance of this Award, the Participant is deemed to have agreed to the acknowledgements and representations in this Section 21 and otherwise in this Agreement. The Participant is acquiring the RSUs and, if and when the RSUs vest, will acquire the RSU Shares covered thereby solely for the Participant's own account, for investment purposes only, and not with a view to or an intent to sell or distribute, or to offer for resale in connection with any unregistered distribution, all or any portion of the RSUs or RSU Shares within the meaning of the Securities Act and/or any applicable state securities laws. The Participant has had an opportunity to ask questions and receive answers from the Company regarding the terms and conditions of this Award and the restrictions imposed on the RSUs and the RSU Shares. The Participant has been furnished with, and/or has access to, such information as he or she considers necessary or appropriate for deciding whether to accept this Award. However, in evaluating the merits and risks of an investment in the Company, the Participant has and will rely upon the advice of his/her own legal counsel, tax advisors, and/or investment advisors. The Participant is aware that the RSU Shares may be of no practical value. The Participant has read and understands the restrictions and limitations set forth in the Plan and this Agreement, which are imposed on the RSUs and the RSU Shares. The Participant is responsible for all taxes and any tax-related penalties the Participant incurs or is liable for in connection with this Award, including but not limited to any withholding taxes, employment or payroll taxes and social security. The Participant confirms that the Participant has not relied on any warranty, representation, assurance or promise of any kind whatsoever in entering into this Agreement other than as expressly set out in this Agreement or in the Plan. If the Award was granted after the Participant's Termination, the Participant acknowledges that the Participant is an "accredited investor" as that term is defined in Regulation D under the Securities Act, the RSUs and RSU Shares covered by this Award are not registered on Form S-8 under the Securities Act and that Shares to be issued to the Participant under the Plan are expected to be "restricted securities" within the meaning of Rule 144 under the Securities Act.

22. Recoupment. By accepting this Award, the Participant is deemed to acknowledge and agree that the Participant will be subject to any policy adopted by the Company that provides for the repayment or forfeiture of incentive compensation, including, without limitation, the Apollo Corporate Recoupment Policy, as may be amended from time to time, and this Award shall be subject to recoupment or forfeiture per any such policy, in accordance therewith, or as otherwise required by law or applicable regulatory rules or guidance.

23. Regional and Country-Specific Provisions. The regional and country-specific terms and conditions set forth on Exhibit B shall apply to this Award solely to the extent applicable to the Participant based on the Participant's residency, location of service or region in which they are otherwise a taxpayer, as applicable. Without limiting the Administrator's powers under the Plan, to the extent the Participant relocates their residency and/or employment or service to another country, the additional terms and conditions set forth in this Section for such region or country (if any, and as such terms may be modified or supplemented from time to time) shall apply to the extent the Company determines, in its sole discretion, that the application of such section is necessary or advisable.

24. Deemed Acceptance. This Award shall be effective as of the Date of Grant and shall not require the Participant's countersignature. The Participant shall be deemed to accept this Award, subject to the terms and conditions set forth in the Notice, this Agreement and the Plan unless the Participant provides to the Company written notification to the attention of its Global Head of Human Capital, of the Participant's rejection of this Award not later than 30 days after the Date of Grant (in which case this Award will be forfeited and the Participant shall have no further right or interest therein as of such date).

Definition

"Cause" means the Participant's: (a) commission of an intentional violation of a material law or regulation, intentional misconduct, reckless disregard of the Participant's duties or deliberate failure to perform the Participant's duties, in each case, in connection with the Participant's performance of services for any member of the Company Group or that relates to or impacts the business of the Company Group; (b) commission of an intentional and material breach of a written Company code of ethics or other policy of, or written agreement with, any member of the Company Group; (c) commission of any misconduct or failure to take any action that, individually or in the aggregate, has caused or substantially contributed to, or is reasonably likely to cause or substantially contribute to, material economic or reputational harm to any member of the Company Group (excluding any mistake of judgment acting in good faith); (d) conviction of or plea of no contest to (i) any misdemeanor involving moral turpitude or (ii) any felony, including, in each case, a foreign law equivalent, and provided that, in each case, such action (A) has a significant adverse effect on the Participant's ability to perform services for any member of the Company Group, or (B) relates to or impacts the business of the Company Group; (e) fraud in connection with the Participant's performance of services for the Company Group; or (f) embezzlement from any member of the Company Group or its interest holders; provided, that, the Participant fails to cure within fifteen (15) business days after written notice thereof, to the extent such occurrence is susceptible to cure, the items set forth in clauses (b) and (c).

**NOTICE OF CASH INCENTIVE INCOME
PERFORMANCE-BASED RESTRICTED SHARE UNIT AWARD
UNDER THE APOLLO GLOBAL MANAGEMENT, INC.
2019 OMNIBUS EQUITY INCENTIVE PLAN**

Apollo Global Management, Inc. (the "Company"), pursuant to the Apollo Global Management, Inc. 2019 Omnibus Equity Incentive Plan (as amended from time to time, the "Plan"), hereby grants to the individual listed below the number of Performance-Based Restricted Share Units (the "RSUs") set forth below. The RSUs are subject to the terms and conditions as set forth in this Notice of Restricted Share Unit Award (the "Notice"), the attached Award Agreement (the "Award Agreement") and the Plan.

Participant:	[]
Award Type:	[]
Conversion Price:	[\$], which reflects the volume weighted average price of the Company's shares for the ten-day period prior to the grant date; this was used to convert the dollar value of the award into a number of RSUs
Number of RSUs Granted:	[]
Date of Grant:	[]
Vesting Schedule:	Subject to the terms and conditions referenced in the Award Agreement, the RSUs, which are service-vested on the Date of Grant, will vest upon satisfaction of the Cash Income Test (as defined in the Award Agreement)

**CASH INCENTIVE INCOME PERFORMANCE-BASED
RESTRICTED SHARE UNIT AWARD AGREEMENT
UNDER THE APOLLO GLOBAL MANAGEMENT, INC.
2019 OMNIBUS EQUITY INCENTIVE PLAN**

Service-Vested at Grant Performance-Based RSU Award Agreement

In accordance with the attached Notice delivered to the Participant, the Company and the Participant agree that the terms and conditions contained in the Notice, this Award Agreement (this "Agreement") and the Plan shall apply to the grant of RSUs set forth in the Notice. Capitalized terms not otherwise defined herein or in Exhibit A hereto shall have the meaning ascribed to them in the Notice and otherwise in the Plan.

1. Vesting. The RSUs, which are service vested on the Date of Grant, shall vest upon satisfaction of the Cash Income Test (as defined below). Any RSUs that do not satisfy the Cash Income Test as of January 1, 2025, shall instead vest on the first day of the next calendar quarter (not later than the calendar quarter preceding the date specified in Section 3(a)) that the Cash Income Test is satisfied in full, after applying such test as of that date.

For purposes of this Agreement, satisfaction of the "Cash Income Test" will occur if the available net cash incentive income to the Company, for the one-year period ended one day before each potential vesting date, equals or exceeds the life-to-date accounting expense attributable to all then outstanding RSU Awards, whether held by the Participant or any other Person, for which vesting requires satisfaction of a net cash incentive income performance condition (all such RSU Awards, "Company RSU Awards"). Notwithstanding the foregoing, if as of any potential vesting date the Cash Income Test is not satisfied in full with respect to this Award, the Company, in its sole discretion, may elect that the RSUs shall vest pro rata to the extent that the Cash Income Test is satisfied.

For purposes of applying the Cash Income Test, "available net cash incentive income" shall mean cash incentive income remaining after reduction for certain allocable expenses and "life-to-date accounting expense" shall mean the life-to-date accounting cost attributable to all Company RSU Awards then outstanding that have not yet fully vested. If available net cash incentive income to the Company is insufficient to cause all RSUs outstanding under the Plan to satisfy the Cash Income Test as of any given potential vesting date, the available net cash incentive income to the Company may, in the discretion of the Administrator, be allocated among the unvested RSUs outstanding under the Plan that have satisfied the service conditions and are subject to, but have not yet satisfied, the Cash Income Test.

2. Form, Manner and Timing of Payment. Each RSU granted hereunder shall represent the right to receive one Share (Shares subject to RSUs covered by this Award, "RSU Shares"). For each RSU, the Company, or its Subsidiaries or Affiliates, shall issue to the Participant, subject to the terms hereof, including but not limited to compliance with Section 4 and the forfeiture and clawback provisions of Section 5, on the applicable issuance date set forth in Section 3 (each, an "Issuance Date"), one RSU Share (either by delivering one or more certificates for such shares or by entering such shares in book-entry form, as determined by the Company in its discretion). Such issuance shall constitute payment of the RSU. References herein to issuances to the Participant shall include issuances to any Beneficial Owner or other Person to whom (or to which) the RSU Shares are issued. The Company's obligation to issue RSU Shares or otherwise make any payment with respect to

vested RSUs is subject to the condition precedent that the Participant or other Person entitled under the Plan to receive any RSU Shares with respect to the vested RSUs deliver to the Company any representations or other documents or assurances required pursuant to Section 15 and the Company may meet any obligation to issue RSU Shares by having one or more of its Subsidiaries or Affiliates issue the RSU Shares. The Participant shall have no further rights with respect to any RSUs for which Shares are issued under Section 3.

3. Delivery.

(a) One RSU Share shall be issued in payment of each vested RSU as soon as reasonably practicable within sixty (60) days following January 1, [], provided the Participant remains in continuous employment with the Company through such date, or is otherwise terminated prior to such date: (i) due to death or by the Company by reason of Disability or (ii) by the Company without Cause, in each case, subject to the Participant's execution and non-revocation of a general release of claims substantially in the form attached as Exhibit B within sixty (60) days following the date of termination and the Participant's continued compliance in all material respects with the provisions set forth in Section 4 below. Notwithstanding the foregoing and solely for the purposes of satisfying the applicable withholding taxes on the RSUs, a sufficient number of RSU Shares, as determined by the Company, shall be issued to the Participant ("Withholding Shares") and held back to timely satisfy any withholding or tax obligations due in connection with vesting of the RSUs in accordance with the terms of this Agreement, including Section 11; provided, however, that in the event the RSUs are forfeited, such Withholding Shares shall be subject to recoupment, as described below. Any RSUs that do not satisfy the Cash Income Test (as described in Section 1) shall be forfeited without any consideration provided therefor.

(b) If the Participant resigns from employment with the Company prior to December 31, [], then, subject to Section 25 and Section 27, and, for the avoidance of doubt, subject to the Participant's execution and non-revocation of a general release of claims substantially in the form attached as Exhibit B within sixty (60) days following the date of termination and the Participant's continued compliance in all material respects with the provisions set forth in Section 4 below, the issuance of the RSU Shares in respect of vested RSUs shall instead occur as soon as reasonably practicable within sixty (60) days following January 1, [].

(c) The Company in its sole and absolute discretion, consistent with the requirements of Section 409A, may consider accelerating the date of issuance of the RSU Shares in connection with a Change in Control.

4 . Restrictive Covenants. The Participant agrees that the restrictive covenants set forth in the Participant's Covenants Agreement and Mutual Arbitration Agreement (the "ECAA"), or any successor thereto, are incorporated by reference as if contained herein, and that the Participant shall forfeit all rights to the RSU Shares if the Participant engages in any activity prohibited thereby before the later of the delivery of the RSU Shares in accordance with Section 3(a) above or the expiry date of the post-employment Restricted Periods (as defined in the ECAA) for the non-compete and non-solicitation covenants, respectively, to which the Participant is subject pursuant to this Agreement and the ECAA. Nothing contained herein shall reduce or limit the application or scope of any restrictive covenants in favor of the Company or any of its Subsidiaries or Affiliates (for example, with respect to competition, solicitation, confidentiality, intellectual property, subsequent engagement, interference or disparagement) to which the Participant is otherwise subject (provided that Participant shall not be deemed in breach of any such covenants or any covenants in this Agreement or the ECAA, in each

case, for conduct expressly permitted by either of the foregoing). The Participant acknowledges that the Company would not have granted this Award if the Participant had not agreed to be bound by such restrictive covenants, as the same may be amended from time to time. Nothing in this RSU Award Agreement or any other agreement or arrangement of the Company or any of its Affiliates to which the Participant is subject will (a) prohibit the Participant from making reports of possible violations of U.S. federal law or regulation to any governmental agency or entity in accordance with Section 21F of the Securities Exchange Act of 1934, Section 806 of the Sarbanes-Oxley Act of 2002, or any other whistleblower protection provisions of U.S. federal law or regulation, or (b) require notification or prior approval by the Company or any of its Affiliates of any such reporting. For the avoidance of doubt, this Agreement does not limit the Participant's right to receive a reward from any regulator (including the Securities and Exchange Commission) that provides rewards for providing information relating to a potential violation of law, including, but not limited to, any monetary reward or bounty from a governmental agency or regulatory or law enforcement authority in connection with protected whistleblower activity.

5. Forfeiture: Clawback.

(a) For the avoidance of doubt, the RSUs and shares underlying the RSUs (including the Withholding Shares) will be subject to forfeiture and clawback as provided in this Agreement. If (i) (A) the Participant's employment is terminated for Cause or (B) the Participant's employment terminates for any other reason and prior to the later of (1) January 1, [] or (2) the date that is twelve (12) months following the date of the termination of the Participant's employment ("Termination"), the Company reasonably determines that the Participant's employment could have been terminated for Cause or (ii) the Participant fails to comply in any material respects with any restrictive covenants applicable to the Participant or any successor thereto (which covenants, for this purpose, shall be treated as continuing to apply through the later of the delivery of the RSU Shares in accordance with Section 3(a) above or the expiry date of the post-employment Restricted Periods for the non-compete and non-solicitation covenants, respectively, to which the Participant is subject pursuant to this Agreement and the ECAA), and such failure, if curable, is not cured within thirty (30) days following receipt of written notice by the Participant from the Company, then the Participant shall forfeit any RSU Shares that have not yet been issued to the Participant, and the Participant will have an obligation to return the RSU Shares that have previously been delivered (or repay the then equivalent gross value thereof) to the Company upon a written request therefor.

(b) Notwithstanding anything to the contrary, if (i) upon request of the Company or any of its Affiliates, the Participant fails to certify that the Participant remains in compliance with the Participant's ongoing obligations to the Company and its Affiliates, in such form as may be requested by the Company from time to time, or (ii) the Company or any of its Affiliates determines, in its sole discretion, that the Participant has failed to comply with the Participant's ongoing obligations to the Company or any of its Affiliates, then, in each case, the Company, in its sole discretion, may either (A) delay the issuance of RSU Shares to the Participant in respect of any vested RSUs (to the extent permitted under applicable tax rules without incurring any penalty) or (B) terminate and cancel all of the Participant's outstanding RSUs, including any vested RSUs, without payment of any consideration by the Company or any of its Affiliates, and neither the Participant nor any of its successors, heirs, assigns, or personal representatives shall thereafter have any further rights or interests in respect of such terminated RSUs.

(c) If the RSUs are forfeited for any reason, the Participant will have an obligation to repay the gross value of the Withholding Shares, as of the date of grant, to the Company upon

written demand from the Company, and if the Participant fails to repay such amount, the Company shall be entitled to deduct from any other compensation payable to the Participant (including, but not limited to, base salary, dividend equivalent amounts, and distributions in respect of any points of carried interest, as applicable) any sums necessary to repay the gross value of the Withholding Shares to the Company.

(d) If the forfeiture and clawback provisions in this Section 5 are rendered void and/or unenforceable in any respect due to a change in the applicable law governing the enforcement of the non-compete restriction contemplated by this Agreement, the Company reserves the right to amend such terms in good faith to reflect the spirit of the arrangement and original intent of the parties, taking into account any limitations under any tax rules.

(e) In the event the Federal Trade Commission, a court of competent jurisdiction, a state, an arbitrator or any other agency or authority of competent jurisdiction, in each case, determines any non-competition or non-solicitation covenant contained in your ECAA is not enforceable, pursuant to any law, regulation, or rule which may come into effect which prohibits the enforcement of non-competes, the following provisions will become effective:

(1) If the Participant resigns and departs prior to the conclusion of the period that is [] months following the end of the Notice Period (the "Initial Garden Leave Period"), then the Participant shall forfeit any RSU Shares that have not yet been issued to the Participant, and the Participant will have an obligation to return the RSU Shares that have previously been delivered (or repay the then equivalent gross value thereof) to the Company upon a written request therefor. Such remedy shall be in addition to any other remedy available to the Company under the ECAA or pursuant to any other right or agreement.

(2) If the Participant resigns and departs after the Initial Garden Leave Period and on or before December 31, 2028 (the "Remaining Garden Leave Period"), then the Participant shall forfeit any RSU Shares that have not yet been issued to the Participant, and the Participant will have an obligation to return the RSU Shares that have previously been delivered (or repay the then equivalent gross value thereof) to the Company upon a written request therefor. Such remedy shall be the Company's sole remedy for the Participant's resignation and departure during the Remaining Garden Leave Period. For the avoidance of doubt, during any garden leave period, the Participant will not be required to perform any substantive services for the Company or any of its Affiliates.

6 . Restrictions. The RSUs may not be sold, assigned, transferred, pledged, hypothecated or otherwise disposed of or encumbered. The transfer restrictions contained in the preceding sentence shall not apply to (a) transfers to the Company, or (b) transfers of vested RSUs by will or the laws of descent and distribution, or (c) if approved by the Administrator in its sole discretion, transfers of RSUs in accordance with the requirements of Instruction A.1.(a)(5) of Form S-8 under the Securities Act or other applicable law. The RSUs shall be subject to any additional requirements or restrictions contained in this RSU Award Agreement or in the Plan that have not been otherwise satisfied, terminated, or expressly waived by the Company in writing.

7 . Voting and Other Rights: Dividend Equivalents. The Participant shall have no rights of a shareholder (including voting rights and the right to dividends or distributions), and will not be treated as an owner of Shares for tax purposes, except with respect to RSU Shares that have been issued.

Notwithstanding the foregoing, the Participant shall accrue rights to dividend equivalents from the Company or its Subsidiaries or Affiliates on the RSUs, whether or not vested, at the time of an ordinary cash dividend on Shares. Any dividend equivalent so accrued in respect of a RSU shall have the same value as the ordinary cash dividend on an outstanding Share that gave rise to the dividend equivalent, and shall be paid not later than 30 days after such ordinary cash dividend is paid to the holders of Shares. Rights to dividend equivalents on an RSU shall terminate upon the issuance or forfeiture of the underlying RSU Share. Under no circumstances shall the Participant be entitled to receive (a) both a dividend and a dividend equivalent with respect to an RSU (or its associated RSU Share) or (b) any dividend or dividend equivalent with respect to a forfeited or fractional RSU.

8. RSU Award Agreement Subject to Plan. This RSU Award Agreement is made pursuant to all of the provisions of the Plan, which is incorporated herein by this reference, and is intended, and shall be interpreted in a manner, to comply therewith. In the event of any conflict between the provisions of this RSU Award Agreement and the provisions of the Plan, the provisions of this RSU Award Agreement shall govern.

9. No Rights to Continuation of Employment or Service. Nothing in the Plan or this RSU Award Agreement shall confer upon the Participant any right to continue in the employ or service of the Company or any Subsidiary thereof or shall interfere with or restrict the right of the Company (or a Subsidiary or Affiliate or its shareholders, as the case may be) to terminate the Participant's employment or service at any time for any reason whatsoever, with or without Cause. The Plan and this RSU Award Agreement shall not (a) form any part of any contract of employment or contract for services between the Company or any past or present Subsidiary thereof and any directors, officers or employees of those companies, (b) confer any legal or equitable rights (other than those constituting the Awards themselves) against the Company or any past or present Subsidiary thereof, directly or indirectly, or (c) give rise to any cause of action in law or in equity against the Company or any past or present Subsidiary thereof.

10. Tax Withholding. The Participant is responsible for all taxes and any tax-related penalties the Participant incurs in connection with the Award. The Company or its Subsidiaries or Affiliates shall be entitled to require a cash payment by or on behalf of the Participant and/or to deduct, from other compensation payable to the Participant, any sums required by U.S. federal, state or local law (or by any tax authority outside of the United States) to be withheld or accounted for by the Company or its Subsidiaries or Affiliates with respect to any RSU. The Company in its discretion may alternatively reduce the number of shares to be issued by the appropriate number of whole Shares, valued at their then Fair Market Value, or require any other available method to satisfy any withholding or tax obligations of the Company or its Subsidiaries or Affiliates with respect to the RSUs at the applicable tax rates. Fractional RSU Shares shall not be issued and shall be forfeited without any consideration provided therefor, including in instances where the number of RSU Shares were reduced to satisfy any withholding or tax obligations.

11. Section 409A Compliance. This Award is intended to be exempt from, or comply with, Section 409A and to be interpreted in a manner consistent therewith. To the extent necessary to avoid the imposition of tax or penalty under Section 409A, any payment by the Company or any Subsidiary or Affiliate to the Participant (if the Participant is then a "specified employee" as defined in Code Section 409A(a)(2)(B)(i) and Treasury Regulation §1.409A-1(i)(1)) of "deferred compensation," whether pursuant to the Plan or otherwise, arising solely due to a "separation from service" (and not by reason of the lapse of a "substantial risk of forfeiture"), as such terms are used in Section 409A, shall be delayed (to the extent otherwise payable prior to such date) and paid on the first day following the

six-month period beginning on the date of the Participant's separation from service under Section 409A (or, if earlier, upon the Participant's death). Each payment or installment due to the Participant from the Company or any of its Affiliates, whether under this RSU Award Agreement or otherwise, is intended to constitute a "separate payment" for purposes of Section 409A. In no event shall the Company or any Subsidiary or Affiliate (or any agent thereof) have any liability to the Participant or any other Person due to the failure of the Award to satisfy the requirements of Section 409A. In the event that the parties reasonably agree that the payments and benefits provided under this RSU Award Agreement or the provisions of this RSU Award Agreement are not in compliance with Section 409A, the parties shall in good faith attempt to modify this RSU Award Agreement to comply with Section 409A while endeavoring to maintain its intended economic benefits.

12. Governing Law: Arbitration: Waiver of Jury Trial.

(a) This RSU Award Agreement shall be governed by, interpreted under and construed and enforced in accordance with the laws of the State of Delaware (without regard to any conflicts of laws principles thereof that would give effect to the laws of another jurisdiction), and any dispute, controversy, suit, action or proceeding ("Proceeding") arising out of or relating to this Award or any other Award, will, notwithstanding anything to the contrary contained in Section 14(e) of the Plan, be settled by arbitration in accordance with the procedures set forth in the ECAA, including with the carve-out for the right to receive injunctive relief for the restrictive covenants.

(b) IF AN AGREEMENT TO ARBITRATE IS HELD INVALID OR UNENFORCEABLE THEN, TO THE EXTENT NOT PROHIBITED BY APPLICABLE LAW THAT CANNOT BE WAIVED, THE PARTICIPANT WAIVES AND COVENANTS THAT THE PARTICIPANT WILL NOT ASSERT (WHETHER AS PLAINTIFF, DEFENDANT OR OTHERWISE) ANY RIGHT TO TRIAL BY JURY IN ANY ACTION ARISING IN WHOLE OR IN PART UNDER OR IN CONNECTION WITH AN AWARD UNDER THE PLAN OR ANY MATTERS CONTEMPLATED THEREBY, WHETHER NOW OR HEREAFTER ARISING, AND WHETHER SOUNDING IN CONTRACT, TORT OR OTHERWISE, AND AGREES THAT ANY OF THE COMPANY OR ANY OF ITS AFFILIATES OR THE PARTICIPANT MAY FILE A COPY OF THIS PARAGRAPH WITH ANY COURT AS WRITTEN EVIDENCE OF THE KNOWING, VOLUNTARY AND BARGAINED-FOR AGREEMENT AMONG THE COMPANY AND ITS AFFILIATES, ON THE ONE HAND, AND THE PARTICIPANT, ON THE OTHER HAND, IRREVOCABLY TO WAIVE THE RIGHT TO TRIAL BY JURY IN ANY PROCEEDING WHATSOEVER BETWEEN SUCH PARTIES ARISING OUT OF OR RELATING TO AN AWARD UNDER THE PLAN AND THAT ANY PROCEEDING PROPERLY HEARD BY A COURT UNDER AN AWARD AGREEMENT UNDER THE PLAN WILL INSTEAD BE TRIED IN A COURT OF COMPETENT JURISDICTION BY A JUDGE SITTING WITHOUT A JURY.

13. RSU Award Agreement Binding on Successors. The terms of this RSU Award Agreement shall be binding upon the Participant and upon the Participant's heirs, executors, administrators, personal representatives, transferees, assignees and successors in interest and upon the Company, its Affiliates and its and their successors and assignees, subject to the terms of the Plan.

14. No Assignment. Subject to the second sentence of Section 6, neither this RSU Award Agreement nor any rights granted herein shall be assignable by the Participant other than (with respect to any rights that survive the Participant's death) by will or the laws of descent and distribution. No purported sale, assignment, mortgage, hypothecation, transfer, pledge, encumbrance, gift, transfer

in trust (voting or other) or other disposition of, or creation of a security interest in or lien on, any RSUs or RSU Shares by any holder thereof in violation of the provisions of this RSU Award Agreement or the Plan will be valid, and the Company will not transfer any of said RSUs or RSU Shares on its books nor will any RSU Shares be entitled to vote, nor will any distributions be paid thereon, unless and until there has been full compliance with said provisions to the satisfaction of the Company. The foregoing restrictions are in addition to and not in lieu of any other remedies, legal or equitable, available to enforce said provisions.

15. Necessary Acts. The Participant hereby agrees to perform all acts, and to execute and deliver any documents, that may be reasonably necessary to carry out the provisions of this RSU Award Agreement, including but not limited to all acts and documents related to compliance with securities, tax and other applicable laws and regulations.

16. HSR. Prior to any acquisition by the Participant of common stock of the Company, whether by way of open market purchase, vesting of restricted stock units, conversion or exercise of options or warrants, or otherwise, and whether or not contemplated by this Agreement ("Acquisition"), the Participant and the Company will take commercially reasonable efforts in respect of any Acquisition to ensure that the Participant complies with the requirements of the Hart-Scott-Rodino Antitrust Improvements Act of 1976, as amended ("HSR Act"), 15 U.S.C. § 18a, including making any filings required under the HSR Act, paying the necessary filing fees, which will be the Participant's sole responsibility to pay, and observing the statutory waiting period(s). Subject to the foregoing, the Participant will provide at least 60 days' written notice to the Company prior to any Acquisition that would require a filing under the HSR Act.

17. Limitation on the Participant's Rights: Not a Trust. Participation in the Plan confers no rights or interests other than as herein provided. This RSU Award Agreement creates only a contractual obligation on the part of the Company as to amounts payable and shall not be construed as creating a trust. Neither the Plan nor any underlying program, in and of itself, has any assets, and the RSUs shall not be treated as property or as a trust fund of any kind. The RSUs shall be used solely as a device for the determination of the payment of amounts payable to the Participant in connection with any dividend equivalent pursuant to Section 7 or if the RSUs vest pursuant to Section 3. The Participant shall have only the rights of a general unsecured creditor of the Company with respect to amounts credited and benefits payable, if any, with respect to the RSUs, and rights no greater than the right to receive the RSU Shares as a general unsecured creditor with respect to RSUs, as and when payable hereunder.

18. Severability. Should any provision of this RSU Award Agreement be held by an arbitrator or court of competent jurisdiction to be unenforceable, or enforceable only if modified, such holding shall not affect the validity of the remainder of this RSU Award Agreement, the balance of which shall continue to be binding upon the parties hereto with any such modification (if any) to become a part hereof and treated as though contained in this original RSU Award Agreement. Moreover, if one or more of the provisions contained in this RSU Award Agreement shall for any reason be held to be excessively broad as to scope, activity, subject or otherwise so as to be unenforceable, then in lieu of severing such unenforceable provision or provisions, it or they shall be construed by the appropriate judicial body or arbitral tribunal by limiting or reducing it or them, so as to be enforceable to the maximum extent compatible with the applicable law as it shall then appear, and such determination by a judicial body or arbitral tribunal shall not affect the enforceability of such provisions or provisions in any other jurisdiction.

19. Failure to Enforce Not a Waiver. The failure of the Company to enforce at any time any provision of this RSU Award Agreement shall in no way be construed to be a waiver of that provision or of any other provision hereof.

20. Entire Agreement. This RSU Award Agreement and the Plan contain the entire agreement and understanding among the parties as to the subject matter hereof including, without limitation, any understanding regarding the grant of fully-vested RSUs, and supersede all prior writings or understandings with respect to the grant of RSUs covered by this Award, including any previously circulated versions of the RSU Award Agreement for this Award or any term sheets related thereto. The Participant acknowledges that any summary of the Plan or this RSU Award Agreement provided by the Company is subject in its entirety to the terms of the Plan and this RSU Award Agreement. References herein or in the Plan to this RSU Award Agreement include references to its Exhibits.

21. Headings. Headings are used solely for the convenience of the parties and shall not be deemed to be a limitation upon or description of the contents of any Section.

22. Counterparts. This RSU Award Agreement may be executed in any number of counterparts, including via facsimile or PDF, each of which shall be deemed to be an original and all of which together shall be deemed to be one and the same instrument.

23. Amendment. Except as otherwise provided in the Plan or Section 11, no amendment or modification hereof shall be valid unless it shall be in writing and signed by all parties hereto.

24. Disposition of Shares Issued. Subject to applicable law, the Participant may dispose of RSU Shares granted under this Award during any "window period" in which sales by Company personnel are permitted, or otherwise pursuant to the terms of a 10b5-1 plan on the same terms as apply to the use of such plans by other Company personnel, subject to approval by the Company's compliance department, or otherwise as permitted for similarly situated former employees. All dispositions of RSU Shares are subject to compliance with the Company's Share Ownership Policy as in effect from time to time.

25. Acknowledgements and Representations. The Participant is acquiring the RSUs and, if and when the RSUs vest, will acquire the RSU Shares covered thereby solely for the Participant's own account, for investment purposes only, and not with a view to or an intent to sell or distribute, or to offer for resale in connection with any unregistered distribution, all or any portion of the RSUs or RSU Shares within the meaning of the Securities Act and/or any applicable state securities laws. The Participant has had an opportunity to ask questions and receive answers from the Company regarding the terms and conditions of the Award and the restrictions imposed on the RSUs and the RSU Shares. The Participant has been furnished with, and/or has access to, such information as he or she considers necessary or appropriate for deciding whether to accept the Award. However, in evaluating the merits and risks of an investment in the Company, the Participant has and will rely upon the advice of his/her own legal counsel, tax advisors, and/or investment advisors. The Participant is aware that RSU Shares may be of no practical value. The Participant has read and understands the restrictions and limitations set forth in the Plan and this RSU Award Agreement, which are imposed on the RSUs and the RSU Shares. The Participant confirms that the Participant has not relied on any warranty, representation, assurance or promise of any kind whatsoever in entering into this RSU Award Agreement other than as expressly set out in this RSU Award Agreement or in the Plan.

26. Electronic Delivery. The Company may, in its sole discretion, decide to deliver any documents related to the Award (or future Awards that may be granted under the Plan) and participation in the Plan by electronic means or to request the Participant's consent to participate in the Plan by electronic means. The Participant hereby consents to receive such documents by electronic delivery and, if requested, to agree to participate in the Plan through an online or electronic system established and maintained by the Company or a third party designated by the Company.

27. Recoupment. By accepting this Award, the Participant acknowledges and agrees that the Participant will be subject to any policy adopted by the Company that provides for the repayment or forfeiture of incentive compensation, including, without limitation, the Apollo Corporate Recoupment Policy, as may be amended from time to time, and this Award shall be subject to recoupment or forfeiture per any such policy, in accordance therewith, or as otherwise required by law or applicable regulatory rules or guidance.

[Signature Page Follows]

IN WITNESS WHEREOF, the parties hereto have executed this RSU Award Agreement as of the date set forth above.

APOLLO GLOBAL MANAGEMENT, INC.

By _____
Name: Matthew Breitfelder
Title: Vice President

The undersigned hereby accepts and agrees to all of the terms and provisions of this RSU Award Agreement, including its Exhibits.

PARTICIPANT

By _____
Name:

Definitions

"Cause" means the Participant's: (a) commission of an intentional violation of a material law or regulation, intentional misconduct, reckless disregard of the Participant's duties or deliberate failure to perform the Participant's duties, in each case, in connection with the Participant's performance of services for the Company or any of its Affiliates or that relates to or impacts the business of the Company or its Affiliates; (b) commission of an intentional and material breach of a written Company code of ethics; (c) commission of any misconduct or failure to take any action that, individually or in the aggregate, has caused or substantially contributed to, or is reasonably likely to cause or substantially contribute to, material economic or reputational harm to the Company or any of its Affiliates (excluding any mistake of judgment acting in good faith); (d) conviction of or plea of no contest to (i) any misdemeanor involving moral turpitude or (ii) any felony, including, in each case, a foreign law equivalent, and provided that, in each case, such action (A) has a significant adverse effect on the Participant's ability to perform services for the Company or any of its Affiliates, or (B) relates to or impacts the business of the Company or any of its Affiliates; (e) fraud in connection with the Participant's performance of services for the Company or any of its Affiliates; or (f) embezzlement from the Company or any of its Affiliates or interest holders; provided, that, the Participant fails to cure within fifteen (15) business days after written notice thereof, to the extent such occurrence is susceptible to cure, the items set forth in clauses (b) and (c).

"Change in Control" has the meaning provided in in Treas. Reg. § 1.409A-3(i)(5)(vi)(A)).

"Notice Period" has the meaning set forth in the ECAA.

Release of Claims

FOR AND IN CONSIDERATION OF the payment and/or benefits to be provided to me in connection with my employment, in accordance with the restricted share unit award agreement between Apollo Global Management, Inc. (the "**Company**") and me dated [_____] (the "**Agreement**"), which are conditioned on my signing this Release of Claims and to which I am not otherwise entitled, I, on my own behalf and on behalf of my heirs and estate, voluntarily, knowingly, and willingly release and forever discharge the Company, its subsidiaries, Affiliates, and parents, together with each of those entities' respective officers, directors, shareholders, employees, agents, fiduciaries, and administrators (collectively, the "**Releasees**") from any and all claims and rights of any nature whatsoever which I now have or in the future may have against them, whether known or unknown, suspected or unsuspected, for any act, omission, or event occurring up to and including the date of this Release of Claims. This Release of Claims includes, but is not limited to, (i) any rights or claims relating in any way to my employment relationship with the Company (or any of the other Releasees); (ii) the termination thereof; or (iii) any rights or claims under any federal, state, or local statute, law or ordinance, including, without limitation, the Americans with Disabilities Act, the Age Discrimination in Employment Act, the Older Workers' Benefit Protection Act, the Fair Credit Reporting Act, the Rehabilitation Act of 1973 (including Section 504 thereof), the Civil Rights Act of 1866 (42 U.S.C. § 1981), Title VII of the Civil Rights Act of 1964, the Civil Rights Act of 1991, the Equal Pay Act, the National Labor Relations Act, the Worker Adjustment and Retraining Notification Act, the Family and Medical Leave Act, the Lilly Ledbetter Fair Pay Act, the Genetic Information Non-Discrimination Act, and the Employee Retirement Income Security Act of 1974, the United States Constitution, the New York State Human Rights Law, New York Equal Pay Law, New York State Civil Rights Law, New York Off-Duty Conduct Lawful Activities Discrimination Law, New York State Labor Relations Act, Article 23-A of the New York State Corrections Law, New York Whistleblower Statute, New York Family Leave Law, New York Minimum Wage Act, New York Labor Law, New York State Worker Adjustment and Retraining Notification Act, the retaliation provisions of New York Workers' Compensation Law, the New York City Earned Safe and Sick Time Act, and New York City Human Rights Law. I further confirm that I have not filed any claim for workers' compensation and that I have no claim for workplace injuries.

This Release of Claims specifically includes, but is not limited to, any claim for constructive or wrongful discharge, retaliation, violation of public policy, libel, slander, defamation, or any other tort or contract claim. This Release of Claims also includes any claim based upon the right to the payment of wages, incentive and performance compensation, bonuses, equity grants, Carried Interest Points, vacation, pension benefits, 401(k) Plan benefits, stock benefits, or any other employee benefits, or any other rights arising under federal, state, or local laws prohibiting discrimination and/or harassment on the basis of race, color, age, religion, sexual orientation, religious creed, sex, national origin, ancestry, alienage, citizenship, nationality, mental or physical disability, denial of family and medical care leave, medical condition (including cancer and genetic characteristics), marital status, military status, gender identity, or discrimination and/or harassment on any other basis prohibited by law. However, I am not releasing any claim related to the enforcement of the terms of the Agreement, any claims relating to indemnity under any certificate, bylaw, resolution, or policy applicable to me, any medical claim incurred during my employment that is payable under applicable medical plans or an employer-insured liability plan, any claim arising after the date on which I sign this Release of Claims, or any claim that is not otherwise waivable under applicable law.

As a condition of the Company entering into this Release of Claims, I further represent that I have not filed against the Company or any of the other Releasees, any complaints, claims or lawsuits with any arbitral tribunal, administrative agency, or court prior to the date hereof, and that I have not transferred to any other person any such complaints, claims, or lawsuits. I understand that by signing this Release of Claims, I waive my right to any monetary recovery in connection with a local, state, or federal governmental agency proceeding, and I waive my right to file a claim seeking monetary damages in any arbitral tribunal, administrative agency, or court. This Release of Claims does not (i) prohibit or restrict me from initiating communications directly with, responding to any inquiries or complying with a subpoena from, providing testimony before, providing Confidential Information to, reporting possible violations of law or regulation to, or from filing a claim, participating or assisting with an investigation directly with a self-regulatory authority or a government agency or entity, including the U.S. Equal Employment Opportunity Commission, the Department of Labor, the National Labor Relations Board, the Department of Justice, the Securities and Exchange Commission, Congress, and any Inspector General of any agency, or from making other disclosures that are protected under the whistleblower provisions of any federal, state, or local law or regulation; or (ii) require me to notify the Company of such communications or inquiry. Further, nothing in this Agreement prohibits me from speaking with law enforcement, the New York State Division of Human Rights, a local commission on human rights, or an attorney retained by you. Pursuant to the Defend Trade Secrets Act of 2016, an individual may not be held criminally or civilly liable under any federal or state trade secret law for the disclosure of a trade secret that: (a) is made (i) in confidence to a federal, state, or local government official, either directly or indirectly, or to an attorney; and (ii) solely for the purpose of reporting or investigating a suspected violation of law; or (b) is made in a complaint or other document that is filed under seal in a lawsuit or other proceeding. Further, an individual who files a lawsuit for retaliation by an employer for reporting a suspected violation of law may disclose the employer's trade secrets to the attorney and use the trade secret information in the court proceeding if the individual: (a) files any document containing the trade secret under seal; and (b) does not disclose the trade secret, except pursuant to court order. Nothing herein, however, shall constitute a waiver of claims arising out of or relating to any acts or omissions occurring after I sign this Release of Claims, or claims for enforcement of this Release of Claims.

I acknowledge that, in signing this Release of Claims, I have not relied on any promises or representations, express or implied, other than those that are set forth expressly in the Agreement and this Release of Claims and that are intended to survive separation from employment, in accordance with the terms of the Agreement.

I further acknowledge that:

1. I first received this Release of Claims on the date of the Agreement to which it is attached as Exhibit B (*i.e.*, the date set forth in the first sentence of this Release of Claims);
2. I understand that, in order for this Release of Claims to be effective, I may not sign it prior to the date of my termination of employment with the Company (the "**Separation Date**"), but that if I wish to receive certain payments and benefits, I must sign and return this Release of Claims no later than seven (7) days after the Separation Date and no earlier than the Separation Date;
3. I have carefully read and understand this Release of Claims;

4. I was given twenty-one (21) days to consider my rights and obligations under the Agreement and this Release of Claims and to consult with an attorney about both, and agree that any modification made to this Agreement or this Release of Claims shall not restart or affect in any manner this original 21-day review period;
5. The Company advised me to consult with an attorney and/or any other advisor of my choice before signing this Release of Claims;
6. I understand that this Release of Claims is **LEGALLY BINDING** and that by signing it I give up certain rights;
7. I have voluntarily chosen to enter into this Release of Claims and have not been forced or pressured in any way to sign it;
8. I acknowledge and agree that certain payments and benefits are contingent on execution of this Release of Claims, which releases all of my claims against the Company and the Releasees, and I **KNOWINGLY AND VOLUNTARILY AGREE TO RELEASE** the Company and the Releasees from any and all claims I may have, known or unknown, in exchange for the benefits I have obtained by signing, and that these benefits are in addition to any benefit I would have otherwise received if I did not sign this Release of Claims;
9. I have seven (7) days after I sign this Release of Claims to revoke it by notifying the Company in writing. The Release of Claims will not become effective or enforceable until the seven (7) day revocation period has expired;
10. This Release of Claims includes a **WAIVER OF ALL RIGHTS AND CLAIMS** I may have under the Age Discrimination in Employment Act of 1967 (29 U.S.C. § 621 *et seq.*); and
11. This Release of Claims does not waive any rights or claims that may arise after this Release of Claims becomes effective, which eight (8) days after I sign it, provided that I do not exercise my right to revoke this Release of Claims.

Intending to be legally bound, I have signed this Release of Claims as of the date written below.

Signature: _____

[NAME]

Date signed

APOLLO GLOBAL MANAGEMENT, INC.
INSIDER TRADING POLICY

Approved as of January 30, 2025

Apollo Global Management, Inc. (“Apollo” and together with its subsidiaries, the “Company”) has adopted this Insider Trading Policy (this “Policy”), which prohibits Covered Persons (as defined herein) from trading in the Company’s securities while in possession of Material Non-Public Information (as defined herein) and outlines the procedures that all Covered Persons must follow in order to transact in Company securities. This Policy and the procedures described herein arise from the Company’s responsibility as a publicly traded company and the U.S. and non-U.S. securities laws that prohibit insider trading. Failure to comply with this Policy and the required procedures could result in a serious violation of such securities laws by you and/or the Company and give rise to both civil and criminal penalties. It is important that you review this Policy carefully.

1. General Prohibition Against Insider Trading

IT IS THE COMPANY’S POLICY THAT IF ANY COVERED PERSON HAS ANY MATERIAL NON-PUBLIC INFORMATION, HE OR SHE MUST REFRAIN FROM TRADING IN SUCH COMPANY’S SECURITIES OR DISCLOSING THE INFORMATION TO SOMEONE ELSE UNTIL THE INFORMATION HAS BEEN PROPERLY DISCLOSED BY THE COMPANY TO THE PUBLIC AND THE OTHER REQUIREMENTS SET FORTH HEREIN ARE SATISFIED.

2. Definition of Insider; Covered Persons; Reason for the Policy

In general, an “insider” is any person who possesses, or has access to, Material Information (as defined below) concerning the Company, including, without limitation, Apollo Asset Management, Inc. or its subsidiaries (collectively, “AAM”), or Athene Holding Ltd. or its subsidiaries (collectively “Athene”), that has not been fully disclosed to the public (“Material Non-Public Information”). Insiders may be subject to criminal prosecution and/or civil liability for engaging in a transaction (including a purchase or sale) in the securities of the Company when they are in possession of Material Non-Public Information.

This policy applies to: (1) members of the boards of directors of the Company, including without limitation, the board of directors of Apollo, AAM and Athene (a “Board of Directors”), (2) officers of the Company, (3) employees of the Company, (4) certain consultants, representatives or independent contractors of the Company who have knowledge of Material Non-Public Information regarding the Company, (5) with respect to a person covered by the foregoing subsections (1) through (4), any member of such person’s immediate family¹ who resides with such person and to whose support such person significantly contributes, any other person to

¹ “Immediate family” means a Covered Person’s spouse, children, stepchildren, grandchildren, parents, grandparents, stepparents, siblings, and persons with whom the Covered Person has an adoptive or in-law relationship.

whose support such person significantly contributes and any other person or entity controlled by such person (e.g., partnerships in which such person is a general partner, trusts of which such person is a trustee, estates of which such person is an executor) or for which transactions in the Company's securities are directed by such person, and (6) any other person as may be designated from time to time by the Chief Compliance Officer (as defined herein) (persons covered by any of the foregoing subsections (1) through (6), collectively, referred to as "Covered Persons"). Covered Persons who are subject to the AAM Compliance Program for purposes of personal trade pre-clearance are collectively referred to as "Access Covered Persons." For the avoidance of doubt, references in this Policy to the securities of the Company shall include any securities issued by Apollo, AAM, Athene or any of their subsidiaries.

Insider trading prohibitions are not limited to actual trading by an insider. They also make it illegal for an insider or certain other persons to disclose to others (absent certain limited exceptions including (i) where there is a legitimate need to know such information for the purpose of carrying out the Company's business or (ii) pursuant to a non-disclosure agreement ensuring that such information will remain confidential) Material Non-Public Information or to advise others to trade on the basis of Material Non-Public Information. Liability in such cases can extend both to the "tippee" (the person to whom the insider disclosed inside information) and to the "tipper" (the insider disclosing such information). Penalties apply whether or not the tipper derives, or even intended to derive, any profit or other benefit from the tippee's actions. It should be noted that while an insider's parent or sibling may not be considered a Covered Person or insider (unless that person lives in the same household), such person may be deemed a "tippee" for securities laws purposes.

Potential penalties for insider trading violations include imprisonment and criminal fines and civil fines (including disgorgement of all profits gained or losses avoided). If Apollo fails to take appropriate steps to prevent illegal insider trading, Apollo may have "controlling person" liability for a trading violation, with potential criminal and civil penalties. The civil penalties can extend personal liability to Apollo's directors, officers and other supervisory personnel if they fail to take appropriate steps to prevent insider trading. Finally, in addition to the potential criminal and civil liabilities mentioned above, in certain circumstances Apollo may be able to recover all profits made by an insider and collect other damages.

Without regard to the penalties that may be imposed by others, willful violation of this Policy constitutes grounds for immediate removal from the Board of Directors of Apollo, AAM, Athene or other Apollo subsidiaries to the extent permitted by applicable law, termination of employment from the Company or, with respect to the Company's consultants, representatives or independent contractors, termination of their relationships with the Company.

Finally, insider trading can have a negative effect on the public and the securities markets' confidence in the Company and its securities, which could have a significant adverse impact on the Company and its stockholders.

3. Definition of Full Disclosure

Full disclosure to the public generally means any of the following: a press release followed by publication in the mainstream print or electronic media; a press release issued by a national wire service; the posting of materials to the Investor Relations section of the Company's website; or a public filing with the U.S. Securities and Exchange Commission (the "SEC"), such as a disclosure made in a Current Report on Form 8-K. On the other hand, a speech to an audience, a TV or radio appearance, or an article in an obscure magazine generally does *not* qualify as full disclosure and, absent express confirmation from Apollo's Chief Compliance Officer or Chief Legal Officer (both as defined below) should not be considered full disclosure. Full disclosure also requires that the securities markets have had the opportunity to digest the news.

4. Definition of Material Information

There is no bright-line test for determining what constitutes "Material Information." A fact may be deemed to be Material Information if there is a substantial likelihood that a reasonable investor would consider it important in making a decision to buy, sell or hold a security or where the fact is likely to have an effect on the market price of the security. While it may be difficult under this standard to determine whether certain information is Material Information, there are various categories of information that would almost always be regarded as Material Information, such as:

- Earnings information;
- Changes in forecasts or guidance;
- Significant mergers, acquisitions, dispositions (including sales of significant assets), tender offers, or joint ventures;
- Changes in control or in senior management;
- Significant developments involving corporate relationships;
- Changes in the Company's outside auditor or notification by the auditor to the Company that the Company may no longer rely on an auditor's report;
- Events regarding the Company's securities, for example, defaults on senior securities, calls of securities for redemption, repurchase plans, stock splits or changes in dividends, changes to the rights of security holders, and public or private sales of debt or equity securities;
- Significant borrowings or write-offs;
- Bankruptcies or receiverships; and
- Lawsuits (or threats of lawsuits) involving substantial potential liability and significant developments in or the settlement of such lawsuits.

The contents of any earnings update teleconference or earnings-related press release shall, for purposes of the Policy, always constitute Material Information.

This Policy also applies to material non-public information a Covered Person obtains in the course of employment with, or by serving as a director of, the Company, relating to any other company. Potential examples of such other companies include (i) our customers, clients or suppliers, (ii) any entity with which the Company may be negotiating a transaction or business combination, or (iii) any entity as to which the Company has an indirect or direct control relationship or a designee on the board of directors. A Covered Person may not effect transactions in the securities of any such other company while in possession of material non-public information concerning such company that was obtained in the course of employment or service with the Company, as further detailed in the AAM and Athene personal trading policies.

If any person has questions as to the materiality of information, he or she should contact Apollo's Chief Compliance Officer (the "Chief Compliance Officer") or his or her designee (collectively, "Compliance") or Apollo's Chief Legal Officer (the "Chief Legal Officer") or his or her designee for clarification.

5. Specific Pre-Trade Approval Requirements for Access Covered Persons

This Section 5 applies to Access Covered Persons, which include all Covered Persons, *except* Athene employees other than a group of Athene employees designated by Athene and Apollo Compliance, who are to be subject to the pre-clearance requirements set forth herein. Except as may otherwise be provided herein, before any Access Covered Person executes a transaction in Company securities, including, without limitation, exercising stock options or warrants (other than in accordance with Section 7.A. below), making gifts, the placing of limit orders, pledges, options or contracts to purchase or sell or any other arrangement that would transfer the economic consequences of ownership of Company securities, such Access Covered Person, to the extent they have access to the Company's personal trading system, *must* submit a request via the Company's personal trading system, which will then be subject to approval by Compliance. Access Covered Persons who do not have access to the Company's personal trading system *must* submit requests via email to *[intentionally omitted]* or to the Company's Secretary, and such requests will then be subject to review by Compliance. In connection with a request to trade, an Access Covered Person must make a representation that they are not in possession of Material Non-Public Information and, in the case of proposed sales, that the securities have been held for a minimum of 90 days. Approved trades will be authorized for a limited window period of up to 3 business days during an Open Window Period (as defined below). If the Access Covered Person has not completed the trade within 3 business days of approval of the trade, then he or she must re-submit the request to receive a new approval from Compliance and re-verify the nonexistence of any restrictions on such trade. If the Access Covered Person becomes aware of Material Non-Public Information before the transaction is executed, the approval shall be void. For the avoidance of doubt, the approval outlined in this section must be obtained prior to an Access Covered Person executing a transaction in Company securities, even during an Open Window Period.

6. Specific Restrictions for Covered Persons

A. Except as otherwise provided in Section 6.C. or herein, and subject to approval by Compliance, Covered Persons may not engage in any transaction involving the Company's securities (including purchases or sales) during a Blackout Period (as defined in Section 6.C.)

The Company's quarterly blackout period (the "Quarterly Blackout Period") typically commences on the 13th day of the month in which any fiscal quarter of the Company ends and ends 24 hours after the release of the Company's quarterly or annual financial information in a press release reporting the results of such fiscal quarter, and any period other than a Quarterly Blackout Period or Special Blackout Period (as defined in Section 6.C. below) is an "Open Window Period", with the end of the relevant blackout period and the commencement of an Open Window Period being communicated to Covered Persons by Compliance.

B. Covered Persons may not engage in transactions of a speculative nature involving Company securities at any time, including, but not limited to, the purchase or sale of put options or covered calls. All Covered Persons are prohibited from short-selling Company securities or engaging in transactions, whether in a discretionary or managed account or 10b5-1 Plan, (i) involving other Company-based Derivative Securities (as defined below) or (ii) that hedge or offset, or are designed to hedge or offset, any decrease in the market value of Company securities, including, but not limited to, swap or exchange agreements. "Derivative Securities" are options, warrants, restricted stock units, stock appreciation rights or similar rights whose value is derived from the value of an equity security, such as the Company's common stock. This prohibition includes, but is not limited to, trading in Company-based put option contracts, transacting in straddles, prepaid variable forward contracts, equity swaps and collars. However, this prohibition does not include (i) the receipt of grants of Derivative Securities issued under an Equity Plan or the exercise of options granted under an equity-incentive plan of Apollo, AAM or Athene (an "Equity Plan") if in accordance with Section 7 of this Policy or (ii) the entry into, by a PVFC Covered Person (as defined below), no more than once every three consecutive calendar years, except as otherwise approved by the Company's Chief Compliance Officer and Chief Legal Officer, and only during an Open Window Period, of a prepaid variable forward contract or substantially similar transaction covering at least 50,000 shares and at most, when aggregated with all other prepaid variable forward contracts or substantially similar transactions entered into by such Covered Person, 10% of the shares of the Company's common stock (including shares covering or underlying vested equity awards) beneficially owned by such Covered Person on such date; provided that, as a condition to entering into a prepaid variable forward contract or substantially similar transaction, the Covered Person shall (a) provide advance notice of such prepaid variable forward contract or substantially similar transaction and its terms to the Chief Legal Officer and (b) enter into a lock-up agreement, substantially in a form approved by Apollo's board of directors or a committee of the board, that generally restricts the transfer or other disposition for one year from such date of all other shares of the Company's common stock beneficially owned by such PVFC Covered Person on such date. For the avoidance of doubt, if a PVFC Covered Person elects to settle a prepaid variable forward contract or substantially similar transaction in cash, or take any other action with respect to such prepaid variable forward contract or similar transaction that would be deemed a purchase or sale under applicable securities laws, such action will represent a separate trade in the Company's securities and will be subject to this Policy. "PVFC Covered Person" means Covered Persons of Apollo and Athene who are members of the Apollo Leadership Team or the Athene Management Executive Committee and who have at least five years of service with Apollo and/or Athene at the time of entry into the prepaid variable forward contract.

C. The Company may prohibit Covered Persons from engaging in transactions involving Company securities when, in the judgment of the Chief Compliance Officer or Chief Legal Officer, a blackout period other than a Quarterly Blackout Period (a “Special Blackout Period”, and together with the Quarterly Blackout period, a “Blackout Period”) is warranted. Additionally, the Chief Compliance Officer or the Chief Legal Officer may start, extend or end a Blackout Period, at any time, in such officer’s sole discretion. The Chief Compliance Officer also has the authority to impose restrictions on trading in Company securities by appropriate individuals (including, for example, certain Access Covered Persons who have been designated by the Chief Compliance Officer or his or her designee to be subject to information barriers that are intended to limit Company-wide dissemination of potential material non-public information concerning certain Apollo strategic and other transactions) at any time. In any such event, the affected individuals will be notified, either personally or by email or voicemail, and informed of the restrictions. It should be noted that even during an Open Window Period, any person who comes into possession of Material Non-Public Information must not engage in any transactions involving the Company’s securities, whether or not the Company has imposed or recommended a suspension of trading to that person. The Chief Compliance Officer further has the authority to request brokerage or other trading-related statements from any Covered Persons (including, for the avoidance of doubt, where not otherwise reported to the Company in connection with its policies and procedures) for purposes of evaluating compliance with this Policy.

D. Any Covered Person who has placed a limit order or open instruction to buy or sell Company securities shall bear responsibility for canceling such instructions immediately in the event restrictions are imposed on such person’s ability to trade.

E. All Covered Persons should be particularly careful to avoid even the appearance of engaging in transactions in the Company’s securities on the basis of Material Non-Public Information.

F. Covered Persons who are directors, executive officers, or 10% beneficial owners of Apollo or Athene are subject to reporting of transactions under Section 16(a) and the restrictions set forth in Section 16(b) of the Securities Exchange Act of 1934 (the “Exchange Act”) with respect to the purchase and sale of securities of Apollo or Athene. Section 16(b) generally prohibits a director, officer or 10% beneficial owner from consummating both a purchase and sale transaction in a given company’s securities in any period of less than 6 months. Any profits made through such transactions by such individuals are recoverable by Apollo or Athene, as applicable, even if the transaction was done inadvertently.

G. Except in connection with a prepaid variable forward contract or substantially similar transaction pursuant to clause B above, Covered Persons who are directors or officers (as defined in Section 16a-1 of the Exchange Act) of Apollo or Athene (“Section 16 Individuals”) are prohibited from pledging Company securities as collateral for a loan or holding such securities in a margin account. Covered Persons not restricted by the foregoing may pledge Company securities as collateral for a loan or hold such securities in a margin account, provided such pledge occurs during an Open Window Period and they receive prior written approval to engage in such transactions from the Chief Compliance Officer and the Chief Legal Officer. Note that even if such approval is provided, a Covered Person who has entered into a pledge of Company securities is responsible for ensuring that foreclosure on any such securities would not violate this Policy.

7. Very Few Exceptions

There are almost no exceptions to the prohibition against insider trading. For example, it does not matter that the transactions in question may have been planned or committed to before the Covered Person came into possession of the Material Non-Public Information, or the economic loss that the person may believe he or she might suffer as a consequence of not trading. It is also irrelevant that publicly disclosed information about the Company might, even aside from the Material Non-Public Information, provide a substantial basis for engaging in the transaction. The existence of a personal financial emergency also does not excuse you from compliance with this Policy. *You simply cannot trade in Company securities while in possession of Material Non-Public Information about the Company.*

There are no limits on the size of a transaction that will trigger insider trading liability; relatively small trades have in the past occasioned SEC investigations and lawsuits.

The only exceptions to this Policy are as follows:

A. *Exercise of options issued under an Equity Plan, Company issued warrants or conversion of a convertible Company security.* Notwithstanding anything to the contrary set forth in this Policy, exercises of stock options issued under an Equity Plan, exercises of Company issued warrants, or the conversion of a convertible Company security, in each case in situations in which the other party to the transaction is the Company and the price does not vary with the market, but is fixed by the terms of the relevant option, warrant or other award agreement, are exempt from this Policy. This exemption does not apply to the sale of any securities issued upon such exercise or conversion, including pursuant to a “cashless exercise” of options or “cashless conversion” of convertible securities that is accomplished by a sale of a portion of the shares issued upon exercise of an option or conversion of a convertible security.

B. *Surrender of shares to the Company for tax withholding obligations.* The surrendering of shares to the Company in satisfaction of any tax withholding obligations upon the vesting of a Covered Person’s restricted stock units, restricted stock or other equity-based awards covering Company securities shall be exempt from this Policy.

C. *Sales made pursuant to approved 10b5-1 Plans.* A written plan adopted by a Covered Person for selling Company securities that (i) is approved in advance by the Chief Compliance Officer or the Chief Legal Officer, (ii) conforms to all requirements of Section 240.10b5-1(c) of the Code of Federal Regulations as then in effect (such a written plan, a “10b5-1 Plan”) and (iii) conforms to any other requirements deemed appropriate by the Company in its sole discretion, shall be exempt from this Policy. See “Guidelines for the Adoption and Administration of 10b5-1 Plans Covering Company Securities” set forth in Section 9 below.

D. *Certain transactions for estate planning purposes.* Transfers or bona fide gifts of Company securities by a Covered Person to a vehicle formed for estate-planning purposes or a family limited partnership, charitable foundation or similar entity shall be exempt from this Policy, if (i) the transfer is approved in advance by the Chief Compliance Officer, (ii) the investment and voting decisions of such transferee organization are controlled by the Covered Person, such that the transfer would not involve a change in beneficial ownership, and (iii) the Covered Person has confirmed in writing to the Chief Compliance Officer that he or she will not

permit the transferee organization to sell or otherwise transfer the Company securities during a Blackout Period.

E. *ESPP*. This Policy does not apply to purchases of Company securities made on an employee's behalf under the AHL Employee Stock Purchase Program, or any other employee stock purchase program the Company or its subsidiaries may offer from time to time, (each, an "ESPP") resulting from a Covered Person's periodic contribution of money to the program pursuant to an election made at the time of enrollment in the ESPP (as such election may later be modified in accordance with such program). This Policy does apply, however, to a Covered Person's election to enroll in the ESPP, election to change the amount contributed to the ESPP and sales of Company securities purchased pursuant to the ESPP.

F. *Exceptions for extraordinary circumstances*. Transactions receiving prior written approval of the Chief Compliance Officer, which approval may be given only under extraordinary circumstances, for example, to allow a Covered Person to comply with a court order or divorce settlement, shall be exempt from this Policy.

8. Post-Termination Transactions

If you are in possession of Material Non-Public Information when your employment or service relationship terminates, you may not trade in Company securities until that information is no longer Material Non-Public Information.

9. Guidelines for Adoption and Administration of 10b5-1 Plans Covering Company Securities

A 10b5-1 Plan, which typically takes the form of a contract between an insider and his or her broker, may be entered into when that insider has no Material Non-Public Information about the Company or Company securities. Schedule I to this Policy contains guidelines for the adoption and administration of 10b5-1 Plans. If you have any questions about 10b5-1 Plans, please contact the Chief Compliance Officer or the Chief Legal Officer.

10. Amendments and Waivers

Any amendments or modifications to this Policy shall be subject to the approval of each of the Chief Compliance Officer, the Chief Legal Officer and the Nominating and Corporate Governance Committee of the Board of Directors of Apollo (the "NCG Committee"). Any waiver of this Policy for an executive officer or director of the Company shall be subject to the approval of the NCG Committee, and any waivers of this Policy for all other Covered Persons shall be subject to the approval of either the Chief Compliance Officer or the Chief Legal Officer.

If you have any questions about this Policy, please contact the Chief Compliance Officer.

Schedule I

Guidelines for Adoption and Administration of 10b5-1 Plans

Under Rule 10b5-1 of the Exchange Act, large stockholders, directors, officers and other insiders who regularly possess Material Non-Public Information but who nonetheless wish to buy or sell securities may establish an affirmative defense to an illegal insider trading charge by adopting a written plan to buy or sell at a time when they are not in possession of Material Non-Public Information.

A 10b5-1 Plan typically takes the form of a contract between the insider and his or her broker. The plan must be entered into at a time when the insider has no Material Non-Public Information about the Company or its securities (even if no trades will occur until after the release of the Material Non-Public Information). A 10b5-1 Plan established in and treated throughout its duration with good faith at a time when a person is unaware of Material Non-Public Information creates an affirmative defense against insider trading even if actual trades made pursuant to the plan are executed at a time when the person may be aware of Material Non-Public Information.

A 10b5-1 Plan entered into by a Covered Person must satisfy the following conditions mandated by the SEC (Section A) and required by the Company (Section B) listed below:

A. For a 10b5-1 Plan to provide an affirmative defense against illegal insider trading under prescribed by Rule 10b5-1(c) of the Exchange Act, the following SEC-mandated conditions must be met:

- *Good faith.* The plan must be entered into in good faith and not as part of a plan or scheme to evade Rule 10b5-1, and an insider must continue to act in good faith with respect to the plan throughout its duration;
- *No Material Non-Public Information.* The plan must be adopted during an open trading window and at a time when the insider is not in possession of Material Non-Public Information;
- *Cooling-off period.* No sales or purchases under a 10b5-1 Plan may occur until:
 - For Section 16 Individuals, the later of (i) the ninety (90) calendar days following the date the plan is adopted, modified² or terminated and (ii) two (2) business days following the disclosure of the Company's financial results in a Form 10-Q or Form 10-K covering the quarter in which the 10b5-1 Plan was adopted, provided that, in any event, such period will be no greater than one hundred twenty (120) calendar days;

² A modification or change to the amount, price or timing of the purchase or sale of securities (or a formula or algorithm that determines such parameters) qualifies as a termination of an existing plan and the concurrent adoption of a new plan, thereby triggering a new cooling-off period. Modifications that do not alter the prices or price ranges, the amount of securities to be sold or purchased, or the timing of transactions will not trigger a new cooling-off period.

- For other Company insiders (including all remaining Covered Persons), at least thirty (30) calendar days following the date the plan is adopted, modified or terminated;
- *Transaction details*. The terms of the plan must specify the amount, price, and date of the transaction or include a formula for determining the amount, price and trading date (either directly or pursuant to a written formula or algorithm or a computer program);
- *Director & officer representations*. Section 16 Individuals must include a representation in their 10b5-1 Plans that they are (i) not in possession of Material Non-Public Information and (ii) adopting the plan in good faith and not to evade the prohibitions of Rule 10b5-1 or Section 10(b) of the Exchange Act;
- *No subsequent influence*. The insider must not exercise any subsequent influence over the trades once the plan is in place;
- *Single-trade plans*. The insider may not have more than one³ single-trade plan during any rolling 12-month period;
- *One plan*. The insider may not maintain more than one³ 10b5-1 Plan at a given time; provided that limited exceptions exist for (i) one later commencing plan (a) if trading under the later-commencing plan is not authorized to begin until after all trades under the earlier-commencing plan are completed or expire without execution and (b) if the earlier plan is terminated early, the first trade under the later-commencing plan must not be scheduled to occur until after the effective cooling-off period following the termination of the earlier plan, and (ii) separate contracts with multiple brokers that otherwise comply with Rule 10b5-1(c) when taken as a whole; and
- *Plan deviations or hedging*. The trades must be executed in accordance with the plan. Deviations from a plan and alterations to a plan during its term, as well as entering into or altering corresponding or hedging transactions with respect to such securities, may undermine the defense.

B. Set forth below are additional Company requirements with respect to 10b5-1 Plans covering Company securities:

1. All 10b5-1 Plans covering Company securities must be approved by the Chief Compliance Officer or the Chief Legal Officer, including any amendments, modifications, suspensions or terminations of 10b5-1 Plans.
2. 10b5-1 Plans shall have a term of no less than six (6) months.

³ Sell-to-cover plans solely to satisfy tax withholding obligations arising from the vesting of Company securities shall not count towards the one plan limit.

3. A 10b5-1 Plan may be amended by a Covered Person only one time during any six-month period; provided that such amendment may be made only during an Open Trading Window.
4. 10b5-1 Plans for Section 16 Individuals must provide that any trade that is initiated under a 10b5-1 Plan must be reported to the Chief Legal Officer as soon as possible but not later than within 24 hours of initiation, as such persons must file a Form 4 with the SEC reporting all transactions in Company Securities within two business days.
5. 10b5-1 Plans must allow for mandatory suspension or termination if legally required.
6. 10b5-1 Plans that provide discretion to a broker or other third party over trading in the 10b5-1 Plan, such as authorizing a broker to determine whether, how and when to make trades in Company securities, are prohibited.
7. The inclusion of hedging transactions in any 10b5-1 Plan is prohibited.
8. Covered Persons may not have a 10b5-1 Plan in effect and be participating in a Company employee stock purchase program at the same time.

For Section 16 Individuals, the Company is required to publicly disclose whether, during the last fiscal quarter, such person adopted, modified or terminated a 10b5-1 Plan and, if so, disclose the material non-price terms of the plan, including: the name and title of the Section 16 Individual; the date of adoption, modification or termination; the duration of the plan; and the aggregate amount of securities to be bought or sold under the plan. For Covered Persons who are not Section 16 Individuals, the adoption, amendment or termination of a 10b5-1 Plan is not required to be publicly disclosed. Nevertheless, the Chief Legal Officer shall have discretion to determine to disclose the adoption, amendment or termination of a 10b5-1 Plan.

These guidelines are subject to change based on Company policy and changes to applicable law.

LIST OF SUBSIDIARIES

Entity Name	Jurisdiction of Organization
Apollo Asset Management, Inc.	Delaware
Apollo Capital Management IV, Inc.	Cayman Islands
Apollo Advisors IV, L.P.	Cayman Islands
Apollo Capital Management V, Inc.	Cayman Islands
Apollo Advisors V, L.P.	Cayman Islands
Apollo Capital Management VI, LLC	Delaware
Apollo Advisors VI, L.P.	Delaware
Apollo Principal Holdings A GP, Ltd.	Cayman Islands
Apollo Advisors V (EH), LLC	Anguilla
Apollo Advisors V (EH Cayman), L.P.	Cayman Islands
Apollo Principal Holdings A, L.P.	Delaware
Apollo Advisors VI (EH-GP), Ltd.	Cayman Islands
Apollo Advisors VI (EH), L.P.	Delaware
AAA Guernsey Limited	Guernsey
Apollo Alternative Assets, L.P.	Cayman Islands
AAA MIP Limited	Guernsey
AAA Associates, L.P.	Guernsey
APO Corp.	Delaware
Apollo SVF Capital Management, LLC	Delaware
Apollo SVF Advisors, L.P.	Delaware
Apollo SVF Administration, LLC	Delaware
Apollo SOMA Capital Management, LLC	Delaware
Apollo SOMA Advisors, L.P.	Delaware
Apollo Asia Capital Management, LLC	Delaware
Apollo Asia Advisors, L.P.	Cayman Islands
Apollo Asia Administration, LLC	Delaware
Apollo Value Capital Management, LLC	Delaware
Apollo Value Advisors, L.P.	Delaware
Apollo Value Administration, LLC	Delaware
Apollo EPF Capital Management, Limited	Cayman Islands
Apollo EPF Advisors, L.P.	Cayman Islands
Apollo EPF Administration, Limited	Cayman Islands
Apollo Management Holdings, L.P.	Delaware
Apollo Management, L.P.	Delaware
AIF III Management, LLC	Delaware
Apollo Management III, L.P.	Delaware
AIF V Management, LLC	Delaware
Apollo Management V, L.P.	Delaware
AIF VI Management, LLC	Delaware

Apollo Management VI, L.P.	Delaware
Apollo Management IV, L.P.	Delaware
Apollo International Management, L.P.	Delaware
Apollo Alternative Assets GP Limited	Cayman Islands
Apollo Management International LLP	England and Wales
Apollo Management Advisors GmbH	Germany
AMI (Holdings), LLC	Delaware
Apollo International Management GP, LLC	Delaware
Apollo Capital Management GP, LLC	Delaware
AEM GP, LLC	Delaware
Apollo Europe Management, L.P.	Delaware
ACC Management, LLC	Delaware
Apollo Investment Management, L.P.	Delaware
Apollo SVF Management GP, LLC	Delaware
Apollo SVF Management, L.P.	Delaware
Apollo Value Management GP, LLC	Delaware
Apollo Value Management, L.P.	Cayman Islands
Apollo Asia Management GP, LLC	Delaware
Apollo Asia Management, L.P.	Delaware
Apollo Management Singapore Pte. Ltd.	Singapore
Apollo EPF Management GP, LLC	Delaware
Apollo EPF Management, L.P.	Delaware
Apollo Capital Management, L.P.	Delaware
Apollo Management Holdings GP, LLC	Delaware
Apollo Management VII, L.P.	Delaware
AIF VII Management, LLC	Delaware
Apollo Advisors VII, L.P.	Delaware
Apollo Capital Management VII, LLC	Delaware
Apollo Credit Liquidity Management, L.P.	Delaware
Apollo Credit Liquidity Management GP, LLC	Delaware
Apollo Credit Liquidity Capital Management, LLC	Delaware
Apollo Credit Liquidity Investor, LLC	Delaware
Apollo Credit Liquidity Advisors, L.P.	Delaware
Apollo Investment Consulting LLC	Delaware
Apollo Life Asset, L.P.	Delaware
Apollo Management GP, LLC	Delaware
AP Transport LLC	Delaware
Apollo Investment Administration, LLC	Delaware
Apollo Fund Administration VII, LLC	Delaware
Apollo Management (UK) VI, LLC	Delaware
Apollo COF Investor, LLC	Delaware

Apollo Credit Opportunity Management, LLC	Delaware
Apollo Co-Investors VII (D), L.P.	Delaware
Apollo EPF Co-Investors (B), L.P.	Cayman Islands
Apollo Management (AOP) VII, LLC	Delaware
Apollo Co-Investors Manager, LLC	Delaware
Apollo Commodities Management GP, LLC	Delaware
Apollo Commodities Management, L.P., with respect to Series I	Delaware
Apollo Fund Administration IV, L.L.C.	Delaware
Apollo Fund Administration V, L.L.C.	Delaware
Apollo Fund Administration VI, LLC	Delaware
VC GP, LLC	Delaware
Apollo Management (Germany) VI, LLC	Delaware
Apollo Advisors VII (EH-GP), Ltd	Cayman Islands
Apollo Advisors VII (EH), L.P.	Delaware
Apollo Co-Investors VII (EH-D), LP	Anguilla
Apollo Verwaltungen V GmbH	Germany
Apollo AIE II Co-Investors (B), L.P.	Cayman Islands
Apollo Europe Advisors, L.P.	Cayman Islands
Apollo Europe Capital Management, Ltd.	Cayman Islands
AMI (Luxembourg) S.a r.l.	Luxembourg
Apollo Principal Holdings B, L.P.	Delaware
Apollo Principal Holdings B GP, LLC	Delaware
ACC Advisors D, LLC	Delaware
ACC Advisors C, LLC	Delaware
ACC Advisors A/B, LLC	Delaware
Apollo Palmetto Management, LLC	Delaware
Apollo Palmetto Advisors, L.P.	Delaware
Apollo Global Real Estate Management GP, LLC	Delaware
Apollo Global Real Estate Management, L.P.	Delaware
Apollo Advisors VI (APO FC-GP), LLC	Anguilla
Apollo Advisors VII (APO FC-GP), LLC	Anguilla
Apollo Advisors VI (APO DC-GP), LLC	Delaware
Apollo Advisors VII (APO DC-GP), LLC	Delaware
Apollo Advisors VI (APO DC), L.P.	Delaware
Apollo Advisors VII (APO DC), L.P.	Delaware
Apollo Advisors VI (APO FC), L.P.	Delaware
Apollo Advisors VII (APO FC), L.P.	Delaware
VC GP C, LLC	Delaware
AGM India Advisors Private Limited	India
Apollo Principal Holdings C GP, Ltd.	Cayman Islands
Apollo Principal Holdings C, L.P.	Delaware

August Global Management, LLC	Florida
ACREFI Management, LLC	Delaware
Apollo COF I Capital Management, LLC	Delaware
Apollo Credit Opportunity Advisors I, L.P.	Cayman Islands
Apollo COF II Capital Management, LLC	Delaware
Apollo Credit Opportunity Advisors II, L.P.	Cayman Islands
Apollo Co-Investors VI (D), L.P.	Delaware
Apollo Co-Investors VI (DC-D), L.P.	Delaware
Apollo Co-Investors VI (EH-D), LP	Anguilla
Apollo Co-Investors VI (FC-D), LP	Anguilla
Apollo Credit Opportunity CM Executive Carry I, L.P.	Cayman Islands
Apollo Credit Opportunity CM Executive Carry II, L.P.	Cayman Islands
Apollo Credit Liquidity CM Executive Carry, L.P.	Cayman Islands
Apollo Laminates Agent, LLC	Delaware
Apollo Management Asia Pacific Limited	Hong Kong
Apollo Resolution Servicing GP, LLC	Delaware
Apollo Resolution Servicing, L.P.	Delaware
AGRE CMBS Management LLC	Delaware
AGRE CMBS GP LLC	Delaware
Apollo Co-Investors VII (FC-D), L.P.	Anguilla
Apollo Co-Investors VII (DC-D), L.P.	Delaware
Apollo Credit Management (CLO), LLC	Delaware
Apollo Global Securities, LLC	Delaware
Apollo Advisors (Mauritius) Ltd.	Mauritius
AAA Life Re Carry, L.P.	Cayman Islands
AGRE Asia Pacific Management, LLC	Delaware
AGRE NA Management, LLC	Delaware
AGRE Europe Management, LLC	Delaware
AGRE - DCB, LLC	Delaware
Apollo Credit Advisors I, LLC	Delaware
Apollo Credit Management (Senior Loans), LLC	Delaware
Apollo Asian Infrastructure Management, LLC	Delaware
AGRE NA Legacy Management, LLC	Delaware
AGRE Europe Legacy Management, LLC	Delaware
AGRE Asia Pacific Legacy Management, LLC	Delaware
AGRE GP Holdings, LLC	Delaware
AP TSL Funding, LLC	Delaware
AGRE-E Legacy Management, LLC	Delaware
Financial Credit I Capital Management, LLC	Delaware
Financial Credit Investment I Manager, LLC	Delaware
AGRE CMBS GP II LLC	Delaware

AGRE CMBS Management II LLC	Delaware
Financial Credit Investment Advisors I, L.P.	Cayman Islands
APH HFA Holdings, L.P.	Cayman Islands
APH HFA Holdings GP, Ltd.	Cayman Islands
AGRE - E2 Legacy Management, LLC	Delaware
AP AOP VII Transfer Holdco, LLC	Delaware
Apollo Credit Management, LLC	Delaware
Apollo Capital Credit Management, LLC	Delaware
Apollo India Credit Opportunity Management, LLC	Delaware
AGRE U.S. Real Estate Advisors, L.P.	Cayman Islands
AGRE U.S. Real Estate Advisors GP, LLC	Delaware
Apollo AGRE USREF Co-Investors (B), LLC	Delaware
CPI Capital Partners Asia Pacific GP Ltd.	Cayman Islands
CPI Capital Partners Europe GP Ltd.	Cayman Islands
CPI European Fund GP LLC	Delaware
CPI European Carried Interest, L.P.	Cayman Islands
CPI NA GP LLC	Delaware
CPI Asia G-Fdr General Partner GmbH	Germany
Apollo Administration GP Ltd.	Cayman Islands
Apollo Palmetto HFA Advisors, L.P.	Delaware
ARM Manager, LLC	Delaware
Greenhouse Holdings, Ltd.	Cayman Islands
Apollo Palmetto Athene Advisors, L.P.	Delaware
Apollo ANRP Co-Investors (D), L.P.	Delaware
Apollo Co-Investors VII (NR DC-D), L.P.	Cayman Islands
Apollo Co-Investors VII (NR D), L.P.	Cayman Islands
Apollo Co-Investors VII (NR FC-D), LP	Anguilla
Apollo Co-Investors VII (NR EH-D), LP	Anguilla
APH Holdings, L.P.	Cayman Islands
APH Holdings (DC), L.P.	Cayman Islands
APH Holdings (FC), L.P.	Cayman Islands
Apollo Longevity, LLC	Delaware
Apollo ANRP Capital Management, LLC	Delaware
Apollo ANRP Advisors, L.P.	Delaware
AGRE - CRE Debt Manager, LLC	Delaware
Apollo ANRP Advisors (IH-GP), LLC	Anguilla
Apollo ANRP Advisors (IH), L.P.	Delaware
Apollo ANRP Co-Investors (IH-D), LP	Anguilla
AGRE Debt Fund I GP, Ltd.	Cayman Islands
Apollo APC Capital Management, LLC	Anguilla
Apollo APC Advisors, L.P.	Cayman Islands

Apollo European Senior Debt Advisors, LLC	Delaware
Apollo European Strategic Advisors GP, LLC	Delaware
Apollo European Strategic Advisors, L.P.	Cayman Islands
Apollo European Strategic Management GP, LLC	Delaware
Apollo European Strategic Management, L.P.	Delaware
Apollo Credit Management (European Senior Debt), LLC	Delaware
Apollo European Senior Debt Management, LLC	Delaware
Apollo Credit Advisors III, LLC	Delaware
Apollo EPF Advisors II, L.P.	Cayman Islands
Apollo EPF Management II GP, LLC	Delaware
Apollo EPF Management II, L.P.	Delaware
Apollo VII TXU Administration, LLC	Delaware
Apollo APC Management, L.P.	Delaware
Apollo APC Management GP, LLC	Delaware
Apollo EPF Co-Investors II (D), L.P.	Cayman Islands
Apollo Executive Carry VII (NR), L.P.	Cayman Islands
Apollo Executive Carry VII (NR APO DC), L.P.	Cayman Islands
Apollo Executive Carry VII (NR APO FC), L.P.	Cayman Islands
Apollo Executive Carry VII (NR EH), L.P.	Cayman Islands
Apollo European Credit Advisors, L.P.	Cayman Islands
Apollo European Credit Advisors GP, LLC	Delaware
Apollo European Credit Management, L.P.	Delaware
Apollo European Credit Management GP, LLC	Delaware
GSAM Apollo Holdings, LLC	Delaware
AGM Incentive Pool, L.P.	Cayman Islands
AGM Marketing Pool, L.P.	Cayman Islands
Apollo Senior Loan Fund Co-Investors (D), L.P.	Delaware
Apollo European Strategic Co-Investors, LLC	Delaware
ST Holdings GP, LLC	Cayman Islands
ST Management Holdings, LLC	Cayman Islands
Apollo European Credit Co-Investors, LLC	Delaware
Gulf Stream Asset Management LLC	North Carolina
Apollo Centre Street Management, LLC	Delaware
Apollo Centre Street Advisors (APO DC-GP), LLC	Delaware
Apollo Centre Street Advisors (APO DC), L.P.	Delaware
Apollo Centre Street Co-Investors (DC-D), L.P.	Delaware
Apollo Athlon GenPar, Ltd.	Cayman Islands
Apollo SPN Capital Management, LLC	Anguilla
Apollo SPN Advisors, L.P.	Cayman Islands
Apollo SPN Management, LLC	Delaware
Apollo SPN Co-Investors (D), L.P.	Anguilla

Apollo SPN Capital Management (APO FC-GP), LLC	Anguilla
Apollo SPN Advisors (APO FC), L.P.	Cayman Islands
Apollo SPN Co-Investors (FC-D), L.P.	Anguilla
Apollo SPN Capital Management (APO DC-GP), LLC	Anguilla
Apollo SPN Advisors (APO DC), L.P.	Delaware
Apollo SPN Co-Investors (DC-D), L.P.	Anguilla
2012 CMBS-I GP LLC	Delaware
2012 CMBS-I Management LLC	Delaware
Apollo ANRP Advisors (APO FC), L.P.	Delaware
Apollo ANRP Advisors (APO FC-GP), LLC	Anguilla
Apollo ANRP Co-Investors (FC-D), LP	Anguilla
Apollo EPF II Capital Management, LLC	Marshall Islands
ANRP Talos GenPar, Ltd.	Cayman Islands
Apollo Talos GenPar, Ltd.	Cayman Islands
Apollo ANRP Co-Investors (DC-D), L.P.	Delaware
Apollo ANRP Advisors (APO DC), L.P.	Delaware
Apollo ANRP Advisors (APO DC-GP), LLC	Delaware
Apollo ANRP Fund Administration, LLC	Delaware
Apollo ST Capital LLC	Delaware
Apollo ST Debt Advisors LLC	Delaware
Stone Tower Europe LLC	Delaware
Apollo ST Fund Management LLC	Delaware
Apollo ST Operating LP	Delaware
Apollo ST Structured Credit Recovery Partners II GP LLC	Delaware
Apollo ST Credit Partners GP LLC	Delaware
Apollo ST Credit Strategies GP LLC	Delaware
Apollo ST CLO Holdings GP, LLC	Delaware
2012 CMBS-II GP LLC	Delaware
2012 CMBS-II Management LLC	Delaware
2012 CMBS-III GP LLC	Delaware
2012 CMBS-III Management LLC	Delaware
AGRE U.S. Real Estate Advisors Cayman, Ltd.	Cayman Islands
Apollo SK Strategic Management, LLC	Delaware
Apollo SK Strategic Co-Investors (DC-D), LLC	Marshall Islands
Apollo SK Strategic Advisors GP, L.P.	Cayman Islands
Apollo SK Strategic Advisors, LLC	Anguilla
Apollo AION Capital Partners, L.P.	Cayman Islands
EPE Acquisition Holdings, LLC	Delaware
AION Co-Investors (D) Ltd	Mauritius
EPF II Team Carry Plan, L.P.	Marshall Islands
Apollo Credit Management (Senior Loans) II, LLC	Delaware

AGRE Asia Pacific Real Estate Advisors, L.P.	Cayman Islands
Apollo AGRE APREF Co-Investors (D), L.P.	Cayman Islands
AGRE Asia Pacific Real Estate Advisors GP, Ltd.	Cayman Islands
AIF VI Management Pool Investors, L.P.	Delaware
AIM Pool Investors, L.P.	Delaware
Apollo Consumer Credit Advisors, LLC	Delaware
Apollo Consumer Credit Fund, L.P.	Delaware
Apollo Consumer Credit Master Fund, L.P.	Delaware
ANRP EPE GenPar, Ltd.	Cayman Islands
Apollo Credit Income Co-Investors (D) LLC	Delaware
Apollo Credit Income Management LLC	Delaware
AMH Holdings (Delaware), L.P.	Delaware
AMH Holdings GP, Ltd.	Cayman Islands
Apollo BSL Management, LLC	Delaware
Apollo Credit Opportunity Advisors III GP LLC	Delaware
Apollo Credit Opportunity Advisors III LP	Cayman Islands
Apollo Credit Opportunity Co-Investors III (D) LLC	Delaware
Apollo Credit Opportunity Management III LLC	Delaware
Apollo Capital Management VIII, LLC	Delaware
AIF VIII Management, LLC	Delaware
Apollo Advisors VIII, L.P.	Delaware
Apollo Management VIII, L.P.	Delaware
Apollo Fund Administration VIII, LLC	Delaware
Apollo Co-Investors VIII (D), L.P.	Delaware
CAI Strategic European Real Estate Advisors, L.P.	Marshall Islands
CAI Strategic European Real Estate Advisors GP, LLC	Marshall Islands
Apollo Palmetto Athene Management, LLC	Delaware
Apollo Commodities Management, L.P.	Delaware
Apollo Management (AOP) VIII, LLC	Delaware
Apollo Co-Investment Management, LLC	Delaware
Apollo Advisors (MHE), LLC	Delaware
Karpos Investments, LLC	Marshall Islands
Harvest Holdings, LLC	Marshall Islands
Lapithus EPF II Team Carry Plan, L.P.	Marshall Islands
AGRE Europe Co-Invest Management, L.P.	Marshall Islands
AGRE Europe Co-Invest Management GP, LLC	Marshall Islands
AGRE Europe Co-Invest Advisors GP, LLC	Marshall Islands
AGRE Europe Co-Invest Advisors, L.P.	Marshall Islands
Apollo Franklin Management, LLC	Delaware
Apollo Franklin Co-Investors (DC-D), L.P.	Delaware
Apollo Franklin Advisors (APO DC-GP), LLC	Delaware

Apollo Franklin Advisors (APO DC), L.P.	Delaware
Financial Credit II Capital Management, LLC	Delaware
Financial Credit Investment Advisors II, L.P.	Cayman Islands
Financial Credit Investment II Manager, LLC	Delaware
Delaware Rose GP, L.L.C.	Delaware
Apollo Rose GP, L.P.	Cayman Islands
Apollo Maritime Management, LLC	Delaware
Insight Solutions GP, LLC	Delaware
Athene Investment Analytics LLC	Delaware
Apollo Royalties Management, LLC	Delaware
Apollo Credit Short Opportunities Management, LLC	Delaware
Apollo Zeus Strategic Advisors, LLC	Delaware
Apollo Zeus Strategic Advisors, L.P.	Cayman Islands
Apollo Zeus Strategic Management, LLC	Delaware
Apollo Zeus Strategic Co-Investors (DC-D), LLC	Delaware
Athene Mortgage Opportunities GP, LLC	Delaware
Apollo ASPL Management, LLC	Delaware
Champ GP, LLC	Delaware
Champ L.P.	Cayman Islands
Champ Luxembourg Holdings S.a r.l.	Luxembourg
AAA Associates (Co-Invest VII GP), Ltd.	Cayman Islands
AAA Associates (Co-Invest VII), L.P.	Cayman Islands
AISG GP Ltd.	Cayman Islands
Apollo Incubator Advisors, LLC	Delaware
Apollo Incubator Management, LLC	Delaware
Apollo Zohar Advisors LLC	Delaware
Apollo EPF Co-Investors II (Euro), L.P.	Cayman Islands
Apollo Structured Credit Recovery Advisors III LLC	Cayman Islands
Apollo Structured Credit Recovery Management III LLC	Delaware
Apollo Emerging Markets, LLC	Delaware
Apollo Structured Credit Recovery Co-Investors III (D), LLC	Delaware
Cyclone Royalties, LLC	Delaware
Apollo PE VIII Director, LLC	Anguilla
Apollo Advisors VIII (EH-GP), Ltd.	Cayman Islands
Apollo Advisors VIII (EH), L.P.	Delaware
Apollo Co-Investors VIII (EH-D), L.P.	Cayman Islands
Apollo Total Return Advisors GP LLC	Delaware
Apollo Total Return Advisors LP	Cayman Islands
Apollo Total Return Management LLC	Delaware
Apollo Total Return Co-Investors (D) GP LLC	Delaware
Apollo Total Return Co-Investors (D) LP	Delaware

Apollo VIII GenPar, Ltd.	Cayman Islands
Apollo Insurance Solutions Group LP	Delaware
Apollo Advisors VIII (APO DC-GP), LLC	Delaware
Apollo Advisors VIII (APO DC), L.P.	Delaware
Apollo Co-Investors VIII (DC-D), L.P.	Delaware
Apollo Lincoln Private Credit Advisors (APO DC-GP), LLC	Delaware
Apollo Lincoln Private Credit Management, LLC	Delaware
Apollo Lincoln Fixed Income Advisors (APO DC-GP), LLC	Delaware
Apollo Lincoln Fixed Income Advisors (APO DC), L.P.	Delaware
Apollo Lincoln Fixed Income Management, LLC	Delaware
Apollo Lincoln Private Credit Advisors (APO DC), L.P.	Delaware
Apollo Lincoln Private Credit Co-Investors (DC-D), L.P.	Delaware
Apollo Emerging Markets Debt Advisors GP LLC	Delaware
Apollo Emerging Markets Debt Co-Investors (D) GP LLC	Delaware
Apollo Emerging Markets Debt Co-Investors (D) LP	Delaware
Apollo Emerging Markets Debt Management LLC	Delaware
Apollo Europe Management III, LLC	Delaware
Apollo Europe Co-Investors III (D), LLC	Delaware
RWNIH-ALL Advisors, LLC	Delaware
Apollo Europe Capital Management III, LLC	Delaware
Apollo Europe Advisors III, L.P.	Cayman Islands
Apollo HK TMS Investment Holdings GP, LLC	Delaware
Apollo HK TMS Investment Holdings Management, LLC	Delaware
Apollo AION Capital Partners GP, LLC	Delaware
Apollo U.S. Real Estate Advisors GP II, LLC	Delaware
Apollo U.S. Real Estate Advisors II, L.P.	Cayman Islands
Apollo Credit Short Opportunities Co-Investors (D), LLC	Delaware
Apollo Jupiter Resources Co-Invest GP, LLC	Delaware
Apollo Emerging Markets Fixed Income Strategies Advisors GP, LLC	Delaware
Apollo Emerging Markets Fixed Income Strategies Management, LLC	Delaware
AES Advisors II GP, LLC	Delaware
AES Advisors II, L.P.	Cayman Islands
AES Co-Investors II, LLC	Delaware
Apollo European Long Short Advisors GP, LLC	Delaware
Apollo European Long Short Management, LLC	Delaware
Apollo NA Management II, LLC	Delaware
Apollo Credit Opportunity Advisors III (APO FC) GP LLC	Delaware
Apollo Credit Opportunity Advisors III (APO FC) LP	Cayman Islands
Apollo USREF Co-Investors II (D), LLC	Delaware
Apollo CIP GenPar, Ltd.	Cayman Islands
Apollo CIP Professionals, L.P.	Delaware

Apollo CIP Partner Pool, L.P.	Cayman Islands
Apollo Credit Opportunity Co-Investors III (FC-D) LLC	Delaware
Apollo Alteri Investments Advisors, L.P.	Cayman Islands
Apollo Alteri Investments Management, Ltd.	Cayman Islands
Apollo Co-Investment Capital Management, LLC	Delaware
Apollo Belenos Management LLC	Delaware
Apollo CIP European SMAs & CLOs, L.P.	Cayman Islands
Apollo CIP Hedge Funds, L.P.	Cayman Islands
Apollo CIP US SMAs, L.P.	Cayman Islands
Apollo CIP Structured Credit, L.P.	Cayman Islands
Apollo CIP Global SMAs, L.P.	Cayman Islands
Apollo Arrowhead Management, LLC	Delaware
Apollo Management Advisors Espana, S.L.U.	Spain
Apollo Alternative Credit Long Short Management LLC	Delaware
Apollo Alternative Credit Long Short Advisors LLC	Delaware
Apollo Alternative Credit Long Short Fund L.P.	Delaware
Apollo MidCap Holdings (Cayman) GP, Ltd.	Cayman Islands
Apollo ANRP Capital Management II, LLC	Delaware
Apollo ANRP Advisors II, L.P.	Delaware
Apollo ANRP Co-Investors II (D), L.P.	Delaware
Apollo MidCap Holdings (Cayman), L.P.	Cayman Islands
Apollo MidCap Holdings (Cayman) III GP, Ltd.	Cayman Islands
Apollo Energy Opportunity Advisors GP LLC	Delaware
Apollo Energy Opportunity Advisors LP	Cayman Islands
Apollo Energy Opportunity Management, LLC	Delaware
Apollo Energy Opportunity Co-Investors (D), LLC	Delaware
Apollo A-N Credit Advisors (APO FC-GP), LLC	Delaware
Apollo A-N Credit Management, LLC	Delaware
Apollo Energy Yield Co-Investors (D) LLC	Delaware
Apollo RN Credit Management, LLC	Delaware
Apollo MidCap FinCo Feeder GP LLC	Delaware
Apollo Global Funding, LLC	Delaware
Apollo A-N Credit Advisors (APO FC Delaware), L.P.	Delaware
Apollo A-N Credit Co-Investors (FC-D), L.P.	Delaware
Apollo Asset Management Europe LLP	England and Wales
AGRE Hong Kong Management, LLC	Delaware
Venator Real Estate Capital Partners (Hong Kong) Limited	Hong Kong
Venator Investment Management Consulting (Shanghai) Limited	China
Apollo Asia Real Estate Management, LLC	Delaware
Apollo Total Return ERISA Advisors GP LLC	Delaware
Apollo Total Return ERISA Advisors LP	Delaware

Prime Security Services GP, LLC	Delaware
Apollo Tactical Value SPN Capital Management (APO DC-GP), LLC	Anguilla
Apollo Tactical Value SPN Advisors (APO DC), L.P.	Cayman Islands
Apollo Tactical Value SPN Co-Investors (DC-D), L.P.	Anguilla
Apollo Tactical Value SPN Management, LLC	Delaware
Apollo Hercules Management, LLC	Delaware
Apollo Hercules Advisors GP, LLC	Delaware
Apollo Hercules Co-Investors (D), LLC	Delaware
Apollo Hercules Advisors, L.P.	Cayman Islands
Apollo Advisors VIII (APO FC-GP), Ltd.	Cayman Islands
Apollo Advisors VIII (APO FC), L.P.	Delaware
Apollo Co-Investors VIII (FC-D), L.P.	Cayman Islands
Apollo Union Street Advisors, L.P.	Cayman Islands
Apollo Union Street Capital Management, LLC	Delaware
Apollo Union Street Management, LLC	Delaware
Apollo Union Street Co-Investors (D), L.P.	Delaware
Apollo ANRP Co-Investors II (DC-D), L.P.	Delaware
Apollo ANRP Advisors II (APO DC-GP), LLC	Delaware
Apollo ANRP Advisors II (APO DC), L.P.	Delaware
Apollo CIP Global SMAs (FC), L.P.	Cayman Islands
Apollo Structured Credit Recovery Advisors III (APO DC) LLC	Cayman Islands
ANRP II GenPar, Ltd.	Cayman Islands
Financial Credit Investment III Manager, LLC	Delaware
Financial Credit III Capital Management, LLC	Delaware
Financial Credit Investment Advisors III, L.P.	Cayman Islands
Apollo Asset Management Europe PC LLP	England and Wales
Apollo Total Return Enhanced Advisors GP LLC	Delaware
Apollo Total Return Enhanced Advisors LP	Cayman Islands
Apollo Total Return Enhanced Management LLC	Delaware
Apollo Asia Real Estate Advisors GP, LLC	Delaware
Apollo ND Services, LLC	Delaware
Apollo Asia Real Estate Advisors, L.P.	Cayman Islands
Redding Ridge Advisors LLC	Delaware
Apollo Moultrie Capital Management, LLC	Delaware
Apollo Moultrie Credit Fund Advisors, L.P.	Delaware
Apollo Moultrie Credit Fund Management, LLC	Delaware
Apollo Thunder Advisors GP, Ltd.	Cayman Islands
Apollo Thunder Advisors, L.P.	Cayman Islands
Apollo Thunder Co-Investors (D), LLC	Delaware
Apollo Thunder Management, LLC	Delaware
Apollo RRI Management LLC	Delaware

APO MidCap B Holdings, LLC	Delaware
Apollo Kings Alley Credit Advisors, L.P.	Delaware
Apollo Kings Alley Credit Capital Management, LLC	Delaware
Apollo Kings Alley Credit Co-Investors (D), L.P.	Delaware
Apollo Kings Alley Credit Fund Management, LLC	Delaware
Apollo Special Situations Advisors, L.P.	Delaware
Apollo Special Situations Advisors GP, LLC	Delaware
Apollo Special Situations Management, LLC	Delaware
Apollo Special Situations Management, L.P.	Delaware
Apollo Special Situations Co-Investors (D), L.P.	Delaware
AP VIII Prime Security Services Management, LLC	Delaware
Apollo Asia Real Estate Co-Investors (FC-D), Ltd.	Cayman Islands
APO UK (FC), Limited	England and Wales
Apollo SA Management, LLC	Delaware
Apollo EPF III Capital Management, LLC	Delaware
Apollo EPF Management III, LLC	Delaware
Apollo EPF Advisors III, L.P.	Cayman Islands
EPE Debt Co-Investors GP, LLC	Delaware
ACF Europe Management, LLC	Delaware
Apollo Accord Advisors, LLC	Delaware
Apollo Accord Management, LLC	Delaware
AP Special Sits Lowell Holdings GP, LLC	Delaware
CTM Aircraft Investors GP, Ltd.	Cayman Islands
Apollo Socrates Co-Invest GP, LLC	Delaware
AP Dakota Co-Invest GP, LLC	Delaware
Apollo Special Situations Advisors (IH-GP), Ltd.	Cayman Islands
Apollo Special Situations Advisors (IH), L.P.	Delaware
Lowell GP, LLC	Delaware
Apollo Global Carry Pool GP, LLC	Delaware
Apollo Global Carry Pool Aggregator, L.P.	Cayman Islands
Apollo Global Carry Pool Intermediate, L.P.	Cayman Islands
Apollo Global Carry Pool Intermediate (DC), L.P.	Cayman Islands
Apollo Global Carry Pool Intermediate (FC), L.P.	Cayman Islands
Apollo Global Carry Pool GP, LLC with respect to Series A	Delaware
Apollo Global Carry Pool GP, LLC with respect to Series I	Delaware
Apollo Global Carry Pool GP, LLC with respect to Series I (FC)	Delaware
Apollo Global Carry Pool GP, LLC with respect to Series I (DC)	Delaware
Apollo Special Sits Director, LLC	Anguilla
Apollo Special Situations Co-Investors (IH-D), L.P.	Cayman Islands
Apollo Energy Opportunity Advisors (APO DC) GP LLC	Delaware
Apollo Energy Opportunity Advisors (APO DC) LP	Cayman Islands

Apollo Energy Opportunity Co-Investors (DC-D) LLC	Delaware
Apollo ANRP Advisors II (IH-GP), LLC	Cayman Islands
Apollo ANRP Advisors II (IH), L.P.	Delaware
Apollo ANRP Co-Investors II (IH-D), L.P.	Cayman Islands
AP Inception Co-Invest GP, LLC	Delaware
Apollo Hercules AIV Advisors GP, LLC	Delaware
Apollo Hercules AIV Advisors, L.P.	Cayman Islands
Apollo Hercules AIV Co-Investors (D), LLC	Delaware
Apollo Jupiter Resources Co-Invest GP, LLC	British Columbia
Apollo Atlas Advisors (APO FC-GP), LLC	Cayman Islands
Apollo Atlas Advisors (APO FC), L.P.	Cayman Islands
Apollo Atlas Management, LLC	Delaware
Apollo Tower Credit Advisors, LLC	Delaware
Apollo Tower Credit Co-Investors (DE FC-D), L.P.	Delaware
Apollo Tower Credit Management, LLC	Delaware
Apollo EPF Co-Investors III (D), L.P.	Cayman Islands
Apollo CIP Hedge Funds (FC), L.P.	Cayman Islands
Apollo Asia Sprint Co-Investment Advisors, L.P.	Cayman Islands
Apollo Capital Management IX, LLC	Delaware
Apollo Advisors IX, L.P.	Cayman Islands
AIF IX Management, LLC	Delaware
Apollo Management IX, L.P.	Delaware
Apollo Fund Administration IX, LLC	Delaware
Apollo Co-Investors IX (D), L.P.	Delaware
Apollo Overseas Partners (Lux) IX GP, S.a r.l.	Luxembourg
Apollo Management (AOP) IX, LLC	Delaware
Apollo Union Street SPV Advisors, LLC	Delaware
Apollo Union Street SPV Co-Investors (D), L.P.	Delaware
Wolfcamp Co-Investors GP, LLC	Delaware
Apollo/Cavenham EMA Management II, LLC	Delaware
Apollo/Cavenham EMA Advisors II, L.P.	Cayman Islands
Apollo/Cavenham EMA Capital Management II, LLC	Cayman Islands
Apollo ST Advisors, LLC	Cayman Islands
Apollo Structured Credit Recovery Management IV LLC	Delaware
Apollo Structured Credit Recovery Advisors IV LLC	Delaware
Apollo TRF CM Management, LLC	Delaware
AP VIII Olympus VoteCo, LLC	Delaware
Apollo KP Management, LLC	Delaware
Apollo TRF MP Management, LLC	Delaware
Apollo Asia Real Estate AAC Advisors, L.P.	Cayman Islands
AP-CB Servicer, LLC	Delaware

Apollo IP Holdings, LLC	Delaware
Athene Momentum Investment Advisors, L.P.	Delaware
Athene Momentum Investment Advisors GP, LLC	Delaware
Apollo Olympus Co-Invest GP, LLC	Delaware
Apollo Multi-Credit Fund GP (Lux) S.a r.l.	Luxembourg
Apollo Structured Credit Recovery Co-Investors IV (D) LLC	Delaware
Apollo Delos Investments Management, LLC	Delaware
Apollo AGER Co-Investors Management, LLC	Cayman Islands
Apollo Global Carry Pool Aggregator II, L.P.	Cayman Islands
Apollo Delos Investments Advisors, S.a r.l.	Luxembourg
Apollo Credit Management International Limited	England and Wales
Apollo Socrates Global Co-Invest GP, LLC	Cayman Islands
Apollo Athora Advisors, L.P.	Cayman Islands
Apollo Athora Advisors GP, LLC	Delaware
Apollo Kings Alley Credit Advisors (DC-GP), LLC	Delaware
Apollo HD Advisors GP, LLC	Cayman Islands
Apollo HD Advisors, L.P.	Cayman Islands
Apollo HD Management GP, LLC	Delaware
Apollo HD Management, L.P.	Delaware
Apollo Rose II (B), L.P.	Cayman Islands
Apollo Oasis Management, LLC	Delaware
Apollo SB Advisors, LLC	Cayman Islands
Harvest Holdings II GP, LLC	Cayman Islands
Harvest Holdings II (V), L.P.	Cayman Islands
Harvest Holdings II (C), L.P.	Cayman Islands
Karpos Investments II (C), L.P.	Cayman Islands
Karpos Investments II (V), L.P.	Cayman Islands
AIM (P2) Anguilla, LLC	Anguilla
Apollo EPF Advisors III (APO DC), L.P.	Cayman Islands
Apollo EPF II Capital Management (APO DC-GP), LLC	Cayman Islands
Apollo EPF III Capital Management (APO DC-GP), LLC	Cayman Islands
Apollo Kings Alley Credit Advisors (DC), L.P.	Delaware
Lapithus EPF II Team Carry Plan (APO DC), L.P.	Cayman Islands
EPF II Team Carry Plan (APO DC), L.P.	Cayman Islands
Apollo EPF Advisors II (APO DC), L.P.	Cayman Islands
Apollo AION Capital Partners (APO DC), L.P.	Delaware
Apollo Asia Real Estate Advisors (APO DC-GP), LLC	Delaware
Apollo AION Capital Partners (APO DC-GP), LLC	Delaware
Apollo Asia Real Estate Advisors (APO DC), L.P.	Delaware
Apollo Special Situations Advisors (APO DC), L.P.	Delaware
Apollo Special Situations Advisors (APO DC-GP), LLC	Delaware

Apollo Hybrid Value Management GP, LLC	Delaware
Apollo Hybrid Value Management, L.P.	Delaware
Apollo HVF Co-Investors (D), L.P.	Delaware
Apollo Hybrid Value Advisors, L.P.	Cayman Islands
Apollo Hybrid Value Capital Management, LLC	Delaware
Apollo NA Management III, LLC	Delaware
AP ZWP Holdings LLC	Delaware
Apollo Converse Holdings GP, LLC	Delaware
Apollo Accord Advisors II, L.P.	Cayman Islands
Apollo Accord Advisors GP II, LLC	Cayman Islands
Apollo Accord Co-Investors II (D), L.P.	Delaware
Apollo Accord Management II, LLC	Delaware
Apollo Net Lease Co., LLC	Delaware
Apollo Advisors IX (EH-GP), LLC	Cayman Islands
Apollo Advisors IX (EH), L.P.	Cayman Islands
Apollo Hybrid Value Overseas Partners (Lux) GP, S.a r.l.	Luxembourg
ACE Credit Advisors GP, LLC	Cayman Islands
ACE Credit Advisors, LP	Cayman Islands
ACE Credit Management, LLC	Delaware
Apollo Converse Co-Investors, LLC	Delaware
AISG Holdings LP	Cayman Islands
Apollo Asia Link Coinvestment Advisors, L.P.	Cayman Islands
Apollo Oasis Advisors GP, LLC	Cayman Islands
Apollo Oasis Advisors, L.P.	Cayman Islands
AA Direct GP, LLC	Delaware
BlueWater SM LLC	Delaware
Apollo Capital Efficient Advisors, LLC	Delaware
Apollo Capital Efficient Co-Investors (D), L.P.	Delaware
VA Capital Management CIV GP, LLC	Delaware
Apollo AJB Management, LLC	Delaware
Apollo Hybrid Value Advisors (APO DC-GP), LLC	Delaware
Apollo Hybrid Value Advisors (APO DC), L.P.	Cayman Islands
AGRE U.S. Senior Living Advisors, L.P.	Cayman Islands
AGRE U.S. Senior Living Management, LLC	Delaware
Apollo Asia Hurstville Co-Investment Advisors L.P.	Cayman Islands
Apollo Tower Credit Advisors (DC-GP), LLC	Cayman Islands
Apollo Tower Credit Advisors (DC), L.P.	Cayman Islands
Apollo ANRP Management III, LLC	Delaware
Financial Credit IV Capital Management, LLC	Cayman Islands
Apollo ANRP Capital Management III, LLC	Cayman Islands
Apollo ANRP Advisors III, L.P.	Cayman Islands

Financial Credit Investment Advisors IV, L.P.	Cayman Islands
Financial Credit Investment IV Manager, LLC	Delaware
Apollo ANRP Co-Investors III (D), L.P.	Delaware
Apollo HVF Co-Investors (DC-D), L.P.	Delaware
Apollo Natural Resources Partners (Lux) III GP, S.a r.l.	Luxembourg
Apollo Hybrid Value Advisors (APO FC-GP), LLC	Delaware
Apollo Hybrid Value Advisors (APO FC), L.P.	Cayman Islands
Apollo Management Japan Limited	Hong Kong
AP Castle Holdings GP S.a r.l.	Luxembourg
Apollo International Management (India), LLC	Delaware
Apollo IPF Advisors, LLC	Cayman Islands
Apollo IPF Real Estate Management, LLC	Delaware
Apollo ADIP (Lux) GP, S.a r.l.	Luxembourg
Apollo DSB Co-Invest GP, LLC	Delaware
Apollo Tail Convexity Advisors, LLC	Cayman Islands
Apollo Tail Convexity Management, LLC	Delaware
Apollo Co-Investors IX (EH/IH-D), L.P.	Cayman Islands
Apollo European Middle Market Private Debt Management, LLC	Delaware
Apollo Athene Strategic Partnership Advisors, LLC	Cayman Islands
Avalon Acquisition, LLC	Cayman Islands
Apollo CERPI Management LLC	Delaware
Apollo Infra Equity Advisors (APO DC), L.P.	Delaware
Apollo Infra Equity Advisors (APO DC-GP), LLC	Delaware
Apollo Infra Equity Advisors (IH), L.P.	Cayman Islands
Apollo Infra Equity Advisors (IH-GP), LLC	Delaware
Apollo Infra Equity Management GP, LLC	Delaware
Apollo Infra Equity Management, L.P.	Delaware
Apollo India Services LLP	India
Woodmont RP GP 2017-2, LLC	Delaware
Apollo Rose II (I), L.P.	Cayman Islands
FCI Co-Investors IV (D), L.P.	Cayman Islands
Apollo ANRP Co-Investors III (DC-D), L.P.	Delaware
Apollo ANRP Advisors III (P1 APO DC-GP), LLC	Cayman Islands
Apollo ANRP Advisors III (P1 APO DC), L.P.	Cayman Islands
Apollo ANRP Advisors III (P2), L.P.	Cayman Islands
Apollo Infra Equity Co-Investors (D), L.P.	Delaware
Apollo Advisors Highlands Co-Invest GP, LLC	Delaware
AP Elbow Co-Invest GP, LLC	Cayman Islands
Apollo Infra Equity Co-Investors (IH-D), L.P.	Delaware
Apollo Infra Equity Advisors (APO DC UT), L.P.	Cayman Islands
Apollo Infra Equity Advisors (IH UT), L.P.	Cayman Islands

AP IX Titan Holdings GP, LLC	Delaware
MMJV LLC	Cayman Islands
RRH Asset Management CIV GP, LLC	Delaware
Apollo Investment Management Europe (Luxembourg) S.a r.l.	Luxembourg
Apollo Accord Management III, LLC	Delaware
Apollo Accord Advisors III, L.P.	Cayman Islands
Apollo Accord Advisors GP III, LLC	Cayman Islands
Apollo ADIP Capital Management, LLC	Cayman Islands
Apollo ADIP Advisors, L.P.	Cayman Islands
Apollo ADIP Management, LLC	Delaware
Apollo Revolver Management GP, LLC	Delaware
Apollo Revolver Management, L.P.	Delaware
Apollo ADIP Co-Investors (D), L.P.	Cayman Islands
Apollo Alamo GP, LLC	Cayman Islands
Apollo Alamo Co-Investors (D), L.P.	Cayman Islands
Apollo European MMPDF (B) Cayman GP, LLC	Cayman Islands
Apollo Revolver Capital Management, LLC	Cayman Islands
Apollo Revolver Advisors, L.P.	Cayman Islands
Peak PCDH IX A-2, LLC	Delaware
Peak PCDH IX A-1, LLC	Delaware
AP IX (PMC) VoteCo, LLC	Delaware
AP Kent Advisors GP, LLC	Cayman Islands
AP Kent Advisors, L.P.	Cayman Islands
AP Kent Management, LLC	Delaware
AGRE Florida Retail Advisors LLC	Cayman Islands
AP Drive Advisors, LLC	Delaware
Apollo Structured Credit Recovery Advisors IV (APO DC) LLC	Delaware
AP IX First Street Holdings GP, LLC	Delaware
Apollo India Partners II GP (KY), LLC	Delaware
Apollo India Partners II (KY), L.P.	Cayman Islands
Apollo Chiron Advisors GP, LLC	Cayman Islands
Apollo Chiron Advisors, L.P.	Cayman Islands
Apollo Chiron Management, LLC	Delaware
AMH Servicing, LLC	Delaware
Apollo U.S. Real Estate Advisors GP III, LLC	Cayman Islands
Apollo Navigator Capital Management I, LLC	Cayman Islands
Apollo Navigator Management I, LLC	Delaware
Apollo Navigator Advisors I, L.P.	Cayman Islands
Apollo Navigator Co-Investors I (D), L.P.	Cayman Islands
Apollo Accord Co-Investors III (D), L.P.	Delaware
Apollo U.S. Real Estate Advisors III, L.P.	Cayman Islands

Apollo WCH Management, LLC	Delaware
AP Partnership Representative, LLC	Delaware
Apollo Alteri Investments Advisors II, S.a r.l.	Luxembourg
Apollo PPF Advisors GP, LLC	Cayman Islands
Apollo PPF Advisors, L.P.	Cayman Islands
Apollo PPF Co-investors (FC-D), L.P.	Cayman Islands
Apollo PPF Credit Management, LLC	Delaware
Apollo PPF (Lux) GP, S.a r.l.	Luxembourg
Apollo Navigator Co-Investors I (DC-D), L.P.	Delaware
Apollo Navigator Advisors I (APO DC-GP), LLC	Cayman Islands
Apollo Navigator Advisors I (APO DC), L.P.	Cayman Islands
Apollo Royalties Management I, LLC	Delaware
Apollo Royalties Advisors I, L.P.	Delaware
Apollo Royalties Advisors I GP, LLC	Delaware
Apollo Revolver Co-Investors (D), L.P.	Cayman Islands
AP IX GenPar, LLC	Cayman Islands
Apollo Chiron Credit Co-Investors (D), L.P.	Cayman Islands
Apollo Infrastructure Opportunities Fund II (Lux) GP, S.a r.l.	Luxembourg
Apollo Infrastructure Opportunities Advisors II GP, LLC	Delaware
Apollo Infrastructure Opportunities Advisors II, L.P.	Cayman Islands
Apollo Infrastructure Opportunities II Co-Investors (D), L.P.	Delaware
Apollo Infrastructure Opportunities Management II GP, LLC	Delaware
Apollo Infrastructure Opportunities Management II, L.P.	Delaware
Apollo USREF Co-Investors III (D), L.P.	Delaware
Apollo Asia Management II Advisors, LLC	Delaware
Apollo Asia Management II, L.P.	Delaware
Apollo Asia Real Estate Advisors II GP, LLC	Cayman Islands
Apollo Asia Real Estate Advisors II, L.P.	Cayman Islands
Apollo Asia Real Estate II Co-Investors (D), L.P.	Cayman Islands
Apollo MidCap Holdings (Cayman) III, L.P.	Cayman Islands
Apollo/Athora Preferred Share Partnership Management, LLC	Cayman Islands
Apollo Asia Real Estate Fund II (Lux) GP, S.a r.l.	Luxembourg
AIOF II Njord Co-Invest GP, LLC	Delaware
Apollo PPF Credit Strategies (Lux) GP, S.a r.l.	Luxembourg
Apollo PPF Credit Strategies Advisors GP, LLC	Cayman Islands
Apollo PPF Credit Strategies Advisors, L.P.	Cayman Islands
Apollo PPF Credit Strategies Co-Investors (FC-D), L.P.	Cayman Islands
Apollo PPF Credit Strategies Management, LLC	Delaware
Apollo Life Asset GP, LLC	Cayman Islands
ATCF (Cayman) GP, LLC	Cayman Islands
Apollo Accord Advisors GP IV, LLC	Cayman Islands

Apollo Accord Advisors IV, L.P.	Cayman Islands
Apollo Accord Management IV GP, LLC	Delaware
Apollo Accord Co-Investors IV (D), L.P.	Delaware
Apollo Accord Management IV, L.P.	Delaware
Apollo Accord Advisors GP III B, LLC	Cayman Islands
Apollo Accord Advisors III B, L.P.	Cayman Islands
Apollo Accord Management III B GP, LLC	Delaware
Apollo Accord Co-Investors III B (D), L.P.	Delaware
Apollo Accord Management III B, L.P.	Delaware
AP Ulysses Advisors, LLC	Delaware
AP Fort Advisors, LLC	Delaware
Apollo ETLIC Management GP, LLC	Delaware
Apollo ETLIC Management, L.P.	Delaware
AA IX Holdings, LLC	Cayman Islands
AP AL Holdings GP, LLC	Delaware
Apollo Accord Fund IV (Lux) GP, S.a r.l.	Luxembourg
AP AL Borrower GP, LLC	Delaware
ASOP Capital Management, LLC	Delaware
ASOP Advisors GP, LLC	Cayman Islands
AOP Capital Management, LLC	Delaware
AOP Advisors GP, LLC	Cayman Islands
Apollo Strategic Origination Management, L.P.	Delaware
Apollo Strategic Origination Advisors, L.P.	Cayman Islands
Apollo Origination Management, L.P.	Delaware
Apollo Origination Advisors, L.P.	Cayman Islands
Apollo Origination Advisors (Lux) GP, S.a r.l.	Luxembourg
Apollo Hybrid Value Overseas Partners (Lux) GP II, S.a r.l.	Luxembourg
Apollo Hybrid Value Capital Management II, LLC	Delaware
Apollo Hybrid Value Management GP II, LLC	Delaware
Apollo Hybrid Value Advisors II, L.P.	Cayman Islands
Apollo Hybrid Value Management II, L.P.	Delaware
Apollo HVF Co-Investors II (D), L.P.	Delaware
ASOP Co-Investors (D), L.P.	Cayman Islands
AOP Co-Investors (D), L.P.	Cayman Islands
Apollo Global Carry Pool Aggregator III, L.P.	Cayman Islands
ACTIV Management, LLC	Delaware
Apollo Credit TALF Management, L.P.	Delaware
AP Caps II Holdings GP, LLC	Cayman Islands
APSG Sponsor, L.P.	Cayman Islands
Apollo Strategic Growth Capital III	Cayman Islands
AIOF II Thor Co-Invest GP, LLC	Delaware

Apollo Royalties Co-Investors I (D), L.P.	Delaware
Apollo Asia Real Estate Fund II Administration, LLC	Delaware
Apollo Athora KG Management, LLC	Cayman Islands
Apollo USREF III HP Holdings Advisors, L.P.	Cayman Islands
Apollo Grizzly Bear Co-Invest Ultimate GP, LLC	Delaware
Apollo Grizzly Bear Co-Invest GP, L.P.	Delaware
Apollo Impact Mission Overseas Partners (Lux) GP, S.a r.l.	Luxembourg
Apollo Impact Mission Management GP, LLC	Delaware
Apollo Impact Mission Management, L.P.	Delaware
Apollo Impact Mission Co-Investors (D), L.P.	Delaware
Apollo USREF III Royce Holdings Advisors, L.P.	Cayman Islands
Apollo Impact Mission Advisors, L.P.	Cayman Islands
AP Tele Advisors, LLC	Delaware
Apollo Asia Real Estate SC Coinvest Advisors L.P.	Cayman Islands
AP Inception Co-Invest ML GP, LLC	Delaware
AP AL Guarantor GP, LLC	Delaware
Apollo Pencil Advisors, LP	Cayman Islands
Apollo Pencil Advisors GP, LLC	Delaware
Apollo Freedom Management LP	Delaware
Apollo Freedom Management GP LLC	Delaware
Apollo Freedom Advisors GP LLC	Delaware
Apollo Freedom Advisors, LP	Cayman Islands
AP Tundra Manager LLC	Delaware
APSG Advisors, L.P.	Cayman Islands
APSG Advisors GP, LLC	Delaware
Apollo Tundra Advisors GP, LLC	Delaware
Apollo Tundra Advisors, L.P.	Cayman Islands
Apollo Tundra Management GP, LLC	Delaware
Apollo Tundra Management, L.P.	Delaware
APSG Advisors II, L.P.	Cayman Islands
APSG Advisors III, L.P.	Cayman Islands
APSG Advisors IV, L.P.	Cayman Islands
APSG Sponsor II, L.P.	Cayman Islands
APSG Sponsor III, L.P.	Cayman Islands
APSG Sponsor IV, L.P.	Cayman Islands
Apollo Management Asia Pacific Holdings Limited	Hong Kong
Apollo Asia Peridot Co-Investment Advisors L.P.	Cayman Islands
Apollo Strategic Growth Capital V	Cayman Islands
Apollo Europe Limited	Malta
Apollo Primrose Investment Management, LLC	Delaware
Apollo Global Carry Pool Aggregator IV, L.P.	Cayman Islands

Apollo Pencil Management GP, LLC	Delaware
Apollo Pencil Management, L.P.	Delaware
Acropolis Infrastructure Acquisition Sponsor, L.P.	Cayman Islands
Acropolis Infrastructure Acquisition Advisors, L.P.	Cayman Islands
Apollo Intermediary Services, LLC	Delaware
AP Monterrey Advisors, LLC	Delaware
Apollo MidCap B Feeder, L.P.	Cayman Islands
Delphi Growth Capital Advisors, L.P.	Cayman Islands
Delphi Growth Capital Sponsor, L.P.	Cayman Islands
Apollo HVF Fund Administration, LLC	Delaware
Apollo Credit Secondaries I Advisors GP, LLC	Cayman Islands
Apollo Credit Secondaries I Management, L.P.	Delaware
Apollo Credit Secondaries I Advisors, L.P.	Cayman Islands
Apollo Credit Secondaries I Management GP, LLC	Delaware
Apollo Credit Secondaries I GP, LLC	Cayman Islands
Apollo Credit Secondaries Fund I (B), L.P.	Cayman Islands
Apollo SPAC Advisors I GP, LLC	Cayman Islands
Apollo SPAC Management I, L.P.	Delaware
Apollo SPAC Advisors I, L.P.	Cayman Islands
Apollo SPAC Management I GP, LLC	Delaware
Apollo Oak Advisors GP, LLC	Delaware
Apollo Oak Management, L.P.	Delaware
Apollo Oak Advisors, L.P.	Cayman Islands
Apollo Oak Management GP, LLC	Delaware
AP Land Services GP, LLC	Delaware
AP Land Services, L.P.	Delaware
Apollo Gibraltar Advisors, LLC	Delaware
Apollo European Direct Lending (Lux) GP, S.a r.l.	Luxembourg
Eliant Invest GP LP	Delaware
Eliant Invest Management LP	Delaware
Apollo Eliant GP Advisors LLC	Delaware
Apollo Eliant Management GP LLC	Delaware
Apollo European Direct Lending Management, L.P.	Delaware
Apollo European Direct Lending GP, LLC	Delaware
Apollo EPF Advisors IV, L.P.	Cayman Islands
Apollo EPF IV Capital Management, LLC	Cayman Islands
Apollo EPF Management IV GP, LLC	Delaware
Apollo EPF Management IV, L.P.	Delaware
Apollo Revolver Capital Management II, LLC	Cayman Islands
Apollo Revolver Management II, L.P.	Delaware
Apollo Revolver Advisors II, L.P.	Cayman Islands

Apollo Revolver Co-Investors II (D), L.P.	Cayman Islands
Apollo Revolver Management GP II, LLC	Delaware
Apollo HGA Management GP, LLC	Delaware
Apollo HGA Management, L.P.	Delaware
AP Violet Advisors GP, LLC	Delaware
AP Violet Advisors, L.P.	Cayman Islands
Apollo EPF IV (Lux) GP, S.a.r.l.	Luxembourg
AA GP Solutions Advisors GP, LLC	Delaware
AA GP Solutions Management GP, LLC	Delaware
AA GP Solutions Management, L.P.	Delaware
AA GP Solutions Advisors, L.P.	Cayman Islands
Apollo EIG Management, L.P.	Delaware
Apollo EIG GP, LLC	Delaware
Apollo SPAC Co-Investors I (D), L.P.	Cayman Islands
AP VIII (Co-A DSB), L.P.	Delaware
Apollo Advisors VIII (DSB), L.P.	Delaware
Apollo VP Advisors GP, LLC	Delaware
Apollo VP Advisors, L.P.	Cayman Islands
Apollo Wessex Management, L.P.	Delaware
Apollo Wessex Advisors, L.P.	Cayman Islands
Apollo Wessex Advisors GP, LLC	Delaware
Wessex GP LLC	Cayman Islands
Apollo Wessex Management GP, LLC	Delaware
AHVF Clerius Holdings GP, LLC	Delaware
AP Liberty GP, LLC	Cayman Islands
AP Liberty, L.P.	Cayman Islands
Apollo Sequoia Advisors GP LLC	Delaware
Apollo Sequoia Management GP LLC	Delaware
Apollo Sequoia Management L.P.	Delaware
Apollo Sequoia Advisors, L.P.	Cayman Islands
Apollo Accord+ Fund (Lux) GP, S.a.r.l.	Luxembourg
A-AC RML-EBO Manager, LLC	Delaware
Apollo Shore Management GP, LLC	Delaware
Apollo Shore Management, L.P.	Delaware
Apollo Asia Real Estate Shore Coinvest Advisors GP, LLC	Delaware
Apollo Asia Real Estate Shore Coinvest Advisors, L.P.	Cayman Islands
AP Valparaiso Manager LLC	Delaware
Apollo Accord+ Advisors GP, LLC	Cayman Islands
Apollo Accord+ Advisors, L.P.	Cayman Islands
Apollo Accord+ Management, L.P.	Delaware
Apollo Accord+ Management GP, LLC	Delaware

Apollo Accord+ Co-Investors (D), L.P.	Delaware
ATCF Member Limited	England and Wales
Apollo MC GP Investor (GP), LLC	Delaware
AP MC GP Investor, L.P.	Cayman Islands
Apollo MC IM Investor (GP), LLC	Delaware
AP MC IM Investor, L.P.	Cayman Islands
AP Rome Co-Invest GP, LLC	Delaware
Apollo Core Infrastructure Management, L.P.	Delaware
Apollo Core Infrastructure Management GP, LLC	Delaware
Apollo Good Advisors GP, LLC	Delaware
Apollo Good Advisors, LP	Cayman Islands
ARIS Management, LLC	Delaware
ARIS Special Limited Partner, LLC	Delaware
AA WH 1 GP LLC	Delaware
AP Gemini, LLC	Delaware
AA WH HoldCo GP, LLC	Delaware
Apollo Core Infrastructure Advisors GP, LLC	Delaware
Apollo Core Infrastructure Advisors, L.P.	Cayman Islands
Apollo Revolver Management II (ATH), L.P.	Delaware
Apollo Revolver Advisors II (ATH), L.P.	Cayman Islands
Apollo Revolver Management II (ATH) GP, LLC	Delaware
AIOF II Electra Co-Invest GP, LLC	Delaware
Apollo International Finance, L.P.	Delaware
Apollo HV Advisors GP, LLC	Delaware
Apollo HV Advisors, L.P.	Cayman Islands
Apollo Total Return Fund - Investment Grade Advisors GP, LLC	Cayman Islands
Apollo Total Return Fund - Investment Grade Advisors, L.P.	Cayman Islands
Apollo Total Return Fund - Investment Grade Management, L.P.	Delaware
Apollo Total Return Fund - Investment Grade Co-Investors (D), L.P.	Delaware
Apollo Total Return Fund - Investment Grade Management GP, LLC	Delaware
Apollo Extreme Management GP, LLC	Delaware
AP Extreme Advisors, L.P.	Cayman Islands
AP Extreme Advisors GP, LLC	Delaware
Apollo Extreme Management, L.P.	Delaware
A-M Direct Lending GP (Lux) S.a r.l.	Luxembourg
AP Saturn Investor GP, LLC	Delaware
Apollo Accord (Lux) GP, S.a r.l.	Luxembourg
Apollo EPF Co-Investors IV (D), L.P.	Cayman Islands
AP Safety Advisors, LLC	Delaware
AP Aristotle Manager, LLC	Delaware
AA MMF 1 HOLDCO GP LLC	Delaware

Apollo Accord Fund V (Lux), SCSp	Luxembourg
Apollo HA IG Management, L.P.	Delaware
Apollo HA IG Management GP, LLC	Delaware
Apollo Asia Real Estate Green Coinvest Advisors GP, LLC	Delaware
AP Mustang Advisors, LLC	Delaware
Apollo Petros Management GP, LLC	Delaware
Apollo Petros Management, L.P.	Delaware
Apollo Petros Advisors, L.P.	Cayman Islands
Apollo Petros Advisors GP, LLC	Delaware
Apollo Real Estate Fund Adviser Holdings, LLC	Delaware
Apollo Capital Credit Adviser, LLC	Delaware
Apollo Real Estate Fund Adviser, LLC	Delaware
Apollo Overseas Partners (Lux) X GP, S.a r.l.	Luxembourg
AP Calliope GP, L.P.	Cayman Islands
Apollo Calliope Management, LLC	Delaware
Apollo Calliope Co-Investors (D), L.P.	Delaware
AP Calliope (GP), LLC	Delaware
AP EPF III Dream Co-Invest GP, LLC	Cayman Islands
Apollo Accord Advisors GP V, LLC	Cayman Islands
Apollo Accord Advisors V, L.P.	Cayman Islands
Apollo Accord Co-Investors V (D), L.P.	Delaware
Apollo Accord Management V GP, LLC	Delaware
Apollo Accord Management V, L.P.	Delaware
Apollo AVG Management, L.P.	Delaware
Apollo M-EDL Management, L.P.	Delaware
Apollo Otter Advisors, L.P.	Cayman Islands
Apollo Otter Management GP, LLC	Delaware
Apollo Otter Management, L.P.	Delaware
Apollo Otter Advisors GP, LLC	Delaware
ACS GP, LLC	Delaware
Apollo Capital Markets Partnership, L.P.	Delaware
Apollo ACS Holdings, L.P.	Delaware
AIF X Management, LLC	Delaware
Apollo Advisors X, L.P.	Delaware
Apollo Capital Management X, LLC	Delaware
Apollo Co-Investors X (D), L.P.	Delaware
Apollo Management X, L.P.	Delaware
Apollo Excelsior Management, L.P.	Delaware
Apollo Excelsior Ultimate GP, LLC	Delaware
Apollo Excelsior Management GP, LLC	Delaware
Apollo Excelsior Advisors, L.P.	Delaware

AIOF II Vanir Co-Invest GP, LLC	Delaware
ACMP Holdings, LLC	Delaware
AP Polygon Advisors, LLC	Delaware
AAA Advisors GP, LLC	Cayman Islands
Apollo Aligned Alternatives Advisors, L.P.	Cayman Islands
Apollo Aligned Alternatives Management, L.P.	Delaware
Apollo Aligned Alternatives Management GP, LLC	Delaware
Apollo ARIS Holdings LLC	Delaware
Apollo Credit Strategies Absolute Return Advisors GP, LLC	Cayman Islands
Apollo Credit Strategies Absolute Return Advisors, L.P.	Cayman Islands
Apollo Credit Strategies Absolute Return Co-Investors (D), L.P.	Delaware
Apollo Credit Strategies Absolute Return Management GP, LLC	Delaware
Apollo Credit Strategies Absolute Return Management, L.P.	Delaware
Apollo Capital Management Funding, LLC	Delaware
A-A Funding Holdco GP, LLC	Cayman Islands
Griffin Capital Securities, LLC	Delaware
Apollo TAMF Co-Invest Ultimate GP, LLC	Delaware
Apollo TAMF Co-Invest GP, L.P.	Delaware
Apollo 100 West Putnam Advisors, L.P.	Cayman Islands
Apollo 100 West Putnam Advisors GP, LLC	Cayman Islands
Apollo 100 West Putnam Management, LLC	Delaware
AIOF II Pomodoro Co-Invest GP, LLC	Delaware
Apollo Alster Management, LLC	Delaware
AP Canoe Advisors, LLC	Delaware
AAA Aviation Advisors GP, LLC	Delaware
AAA Aviation Management, L.P.	Delaware
AAA Aviation Management GP, LLC	Delaware
AAA Aviation Advisors, L.P.	Delaware
Apollo Concrete Management GP, LLC	Delaware
Apollo Concrete Advisors GP, LLC	Delaware
Apollo Concrete Advisors, L.P.	Delaware
Apollo Concrete Management, L.P.	Delaware
Apollo Capital Solutions Europe B.V.	Netherlands
Apollo Excelsior Co-Investors (D), L.P.	Delaware
Apollo Credit Strategies Co-Investors (D), L.P.	Delaware
Apollo Diversified Opportunities Advisors GP, LLC	Delaware
Apollo Diversified Opportunities Advisors, L.P.	Delaware
Apollo Diversified Opportunities Management GP, LLC	Delaware
Apollo Diversified Opportunities Management, L.P.	Delaware
APO Nova Holdings, L.P.	Delaware
APO SNova Holdings GP, LLC	Delaware

AAA Aviation GP, LLC	Delaware
Apollo Digital Origin Advisors GP, LLC	Cayman Islands
Apollo Digital Origin Advisors, L.P.	Cayman Islands
Apollo Digital Origin Aggregator A, L.P.	Delaware
Apollo Digital Origin Co-Investors (D), L.P.	Delaware
Apollo Digital Origin Management GP, LLC	Delaware
Apollo Digital Origin Management, L.P.	Delaware
Sliders Advisors GP, LLC	Delaware
Sliders Advisors, L.P.	Cayman Islands
Sliders Management GP, LLC	Delaware
Sliders Management, L.P.	Delaware
Apollo Opportunity Foundation	Delaware
Apollo Capital Credit Adviser Holdings, LLC	Delaware
Apollo Gretel Management, L.P.	Delaware
Apollo Gretel Management GP, LLC	Delaware
Apollo Gretel Advisors GP, LLC	Delaware
Apollo Gretel Advisors, L.P.	Cayman Islands
AIOF II Woolly Co-Invest GP, LLC	Delaware
Apollo USREF III MTR Holdings Advisors II, L.P.	Cayman Islands
AP Neptune Co-Invest GP, LLC	Delaware
Apollo Administrative Agency LLC	Delaware
AP Maia Manager LLC	Delaware
AP Maia SPV I LLC	Cayman Islands
AP Maia SPV II LLC	Cayman Islands
AP Hansel Manager, LLC	Delaware
AP Darwin Holdings II GP, LLC	Delaware
Apollo Darwin Advisors, LLC	Delaware
Apollo Finance Aggregator LLC	Delaware
Apollo Management Advisors Switzerland Sarl	Switzerland
Apollo Advisors X (EH), L.P.	Cayman Islands
Apollo Advisors X (EH-GP), LLC	Cayman Islands
Apollo ADIP Advisors II, L.P.	Cayman Islands
AA Lending Advisors GP, LLC	Delaware
Apollo Infrastructure Opportunities Fund III (Lux) GP, S.a r.l.	Luxembourg
AA RRH GP, LLC	Cayman Islands
Apollo Infrastructure Opportunities Advisors III GP, LLC	Delaware
Apollo Infrastructure Opportunities Advisors III, L.P.	Cayman Islands
Apollo Clean Transition Equity Overseas Partners II (Lux) GP, S.a r.l.	Luxembourg
Apollo S3 Advisors, L.P.	Cayman Islands
Apollo S3 Equity Advisors Holdings, L.P.	Cayman Islands
Apollo S3 Management, L.P.	Delaware

AP EPF IV One Co-Invest GP, LLC	Cayman Islands
Apollo Cadma Management GP, LLC	Delaware
Apollo Cadma Advisors, L.P.	Delaware
Apollo Cadma Advisors GP, LLC	Delaware
Apollo Cadma Management, L.P.	Delaware
Apollo Clean Transition Equity Partners II Advisors, L.P.	Delaware
Apollo Clean Transition Equity Partners II Capital Management, LLC	Delaware
Apollo International Finance II LLC	Delaware
Apollo International Finance GP, LLC	Delaware
Apollo Infrastructure Opportunities Management GP, LLC	Delaware
Apollo Infrastructure Opportunities Management, L.P.	Delaware
ACTC Advisors GP, LLC	Cayman Islands
Apollo Clean Transition Capital Advisors, L.P.	Cayman Islands
Apollo Clean Transition Capital Management GP, LLC	Delaware
Apollo Clean Transition Capital Management, L.P.	Delaware
Apollo Hemingway Real Estate (Lux), GP S.a r.l.	Luxembourg
ALTRA GP S.a r.l.	Luxembourg
Apollo Clean Transition Equity Partners Management GP, LLC	Delaware
Apollo Clean Transition Equity Partners Management, L.P.	Delaware
Apollo Aligned Alternatives (Lux) GP, S.a r.l.	Luxembourg
Apterra Infrastructure GP, LLC	Delaware
Apollo Credit Strategies IDF Advisors, LP	Cayman Islands
Apollo Debt Solutions IDF Advisors, LP	Cayman Islands
Apollo IDF Advisors GP LLC	Delaware
Apollo Opportunistic Multi-Asset Credit IDF Advisors, LP	Cayman Islands
Apollo Real Estate Income IDF Advisors, LP	Cayman Islands
Apollo Total Return Fund IDF Advisors, LP	Cayman Islands
Apollo Total Return Fund IG IDF Advisors, LP	Cayman Islands
VLS Holdings Advisors GP LLC	Cayman Islands
VLS Holdings Advisors, L.P.	Cayman Islands
VLS Management LLC	Delaware
Apollo MidCap Holdings (Cayman) IV, L.P.	Cayman Islands
Atlas Securitized Products Advisors GP, LLC	Delaware
Apollo RE Exchange, LLC	Delaware
AX Manager, LLC	Delaware
AP Emerald Co-Invest GP, LLC	Delaware
AP Auxo Holdings, L.P.	Delaware
Auxo Holdings Advisors GP, LLC	Delaware
Auxo Holdings Advisors, L.P.	Delaware
Apollo Excelsior PE Advisors, L.P.	Delaware
Apollo Excelsior PE Ultimate GP, LLC	Delaware

AP Sunrise Manager LLC	Delaware
AIOF II Everest Co-Invest GP, LLC	Delaware
Apollo S3 Equity & Hybrid Solutions Offshore Partners (Lux) GP, S.a r.l.	Luxembourg
Orchard Park Advisors, L.P.	Delaware
Apollo S3 Equity & Hybrid Solutions Advisors, L.P.	Delaware
Apollo S3 Investment Management, L.P.	Delaware
Apollo Origination Advisors II GP, LLC	Delaware
Apollo Cardinal Advisors, L.P.	Cayman Islands
AP Faucet GP, LLC	Delaware
ACS M GP, LLC	Delaware
Apollo ABF Advisors GP, LLC	Cayman Islands
Apollo Asset-Backed Finance Advisors, L.P.	Cayman Islands
Apollo Asset-Backed Finance Management GP, LLC	Delaware
Apollo Asset-Backed Finance Management, L.P.	Delaware
Apollo Manager, LLC	Delaware
Apollo Delphi Advisors, LLC	Delaware
Apollo Delphi Co-Investors (D), L.P.	Delaware
Apollo Delphi Management GP, LLC	Delaware
Apollo Delphi Management, L.P.	Delaware
AP Infra Equity Holdings, LLC	Delaware
Apollo Origination Partnership Management GP, LLC	Delaware
Apollo Accord Advisors GP VI, LLC	Cayman Islands
Apollo Accord Advisors VI, L.P.	Cayman Islands
Apollo Broad Middle Markets Lending Advisors GP LLC	Delaware
Apollo Broad Middle Markets Lending Advisors, L.P.	Cayman Islands
AIOF II Galway Co-Invest GP, LLC	Delaware
AAA Equipment Advisors GP, LLC	Delaware
AAA Equipment Advisors, L.P.	Delaware
AASP Management GP, LLC	Delaware
AASP Management, LP	Delaware
Apollo Belstar Aggregator GP LLC	Delaware
AP Aggie Advisors, LLC	Delaware
Apollo Accord Co-Investors VI (D), L.P.	Delaware
Apollo International Management Holdings, LLC	Delaware
Apollo Origination Advisors II, L.P.	Cayman Islands
AP GIIS Co-Invest GP, LLC	Delaware
Apollo Jade Advisors GP, LLC	Cayman Islands
Apollo Jade Advisors, L.P.	Cayman Islands
AP Hydria Co-Invest GP, LLC	Delaware
Apollo Realty Income Solutions GP S.a r.l.	Luxembourg
Apollo European Private Credit Fund GP S.a r.l.	Luxembourg

Apollo Asset Backed Credit Company LLC - Series I	Delaware
Apollo Asset Backed Credit Company LLC - Series II	Delaware
AA X Holdings, LLC	Cayman Islands
AAA Co-A Aggregator, L.P.	Delaware
Apollo International Finance III Ltd	England and Wales
APOLLO WHCO ADVISORS, LP	Cayman Islands
Apollo Accord+ II Advisors GP, LLC	Cayman Islands
Apollo Accord+ II Advisors, L.P.	Cayman Islands
Apollo S3 Credit Advisors Holdings II, L.P.	Cayman Islands
Apollo S3 Credit Solutions Advisors II, L.P.	Delaware
Apollo GLDC Advisors, L.P.	Cayman Islands
AAM Atlas Subsidiary II, LLC	Delaware
AAM Atlas Subsidiary, LLC	Delaware
AP Nebula Solar Aggregator GP, LLC	Delaware
Apollo S3 RIC Management, L.P.	Delaware
Apollo Atlas NFSP RS, L.P.	Delaware
Apollo International Holdings Ltd.	Bermuda
Apollo ADIP Co-Investors II (D), L.P.	Cayman Islands
Apollo Co-Invest Advisors, L.P.	Cayman Islands
Apollo Libra Credit Opportunities Fund Advisors, LLC	Delaware
Apollo Management Korea Limited	Korea
Apollo Co-Investors ACSF II (D), L.P.	Delaware
MidCap B (DC) Holdings LLC	Delaware
AP Elmo (FC), L.P.	Cayman Islands
Apollo RWNIH-HSMA Advisors LP	Delaware
Apollo Libra Co-Investors (D), L.P.	Delaware
Apollo Investment Management Europe LLP	England and Wales
Athene Life Re Ltd.	Bermuda
Athene Asset L.P.	Bermuda
Athene Life Re International Ltd.	Bermuda
Athene USA Corporation	Iowa
Athene Annuity Re Ltd.	Bermuda
Athene Employee Services, LLC	Iowa
Athene London Assignment Corporation	Delaware
Athene Assignment Corporation	Delaware
A-A Onshore Fund, LLC	Delaware
Athene Noctua, LLC	Delaware
ACM Trademarks, L.L.C	Iowa
ARPH (Headquarters Building), LLC	Iowa
Athene Annuity and Life Company	Iowa
P.L. Assigned Services, Inc.	New York

Athene Annuity & Life Assurance Company of New York	New York
Structured Annuity Reinsurance Company	Iowa
Athene Securities, LLC	Iowa
Centralife Annuities Service, Inc.	Arizona
Athene Re USA IV, Inc.	Vermont
Athene Life Insurance Company of New York	New York
AADE RML, LLC	Iowa
AAIA RML, LLC	Iowa
Athene Bermuda Employee Company Ltd.	Bermuda
Athene IP Holding Ltd.	Bermuda
Athene North Employment Service Corporation	Canada
Athene Co-Invest Reinsurance Affiliate Holding Ltd.	Bermuda
Athene Co-Invest Reinsurance Affiliate 1A Ltd.	Bermuda
Athene Co-Invest Reinsurance Affiliate 1B Ltd.	Bermuda
Athene Co-Invest Reinsurance Affiliate LP	Delaware
Athene Co-Invest Reinsurance Affiliate International Ltd.	Bermuda
Athene Risk Aggregator, LLC	Delaware
ADIP (Athene) Carry Plan, L.P.	Bermuda
Athene Re Services, LLC	New York
Rosencrantz Depositor, LLC	Delaware
NNN AGP Opportunities GP, LLC	Delaware
AARE Structured Holdings, LLC	Delaware
Athene Co Invest Reinsurance Affiliate Holding 2 Ltd.	Bermuda
Athene Co Invest Reinsurance Affiliate 2A Ltd.	Bermuda
Athene Co Invest Reinsurance Affiliate 2B Ltd.	Bermuda
Athene Annuity Re II Ltd.	Bermuda
Athene Japan K.K.	Japan
Athene Re Japan Solutions Co., Ltd	Japan
A-A Mortgage HoldCo, LLC	Delaware
A-A Mortgage Investor, LLC	Delaware
141 W Jackson Owner, LLC	Delaware
660 NC LLC	Delaware

List of Subsidiary Guarantors

As of December 31, 2024, the 7.625% Fixed-Rate Resettable Junior Subordinated Notes Due 2053, the 6.375% Senior Notes Due 2033, the 6.000% Fixed-Rate Resettable Junior Subordinated Notes Due 2054 and the 5.800% Senior Notes Due 2054 issued by Apollo Global Management, Inc. (“AGM”) are guaranteed by the following subsidiaries of AGM:

1. Apollo Asset Management, Inc.
2. Apollo Principal Holdings A, L.P.
3. Apollo Principal Holdings B, L.P.
4. Apollo Principal Holdings C, L.P.
5. AMH Holdings (Delaware), L.P.
6. Apollo Management Holdings, L.P.

CONSENT OF INDEPENDENT REGISTERED PUBLIC ACCOUNTING FIRM

We consent to the incorporation by reference in Registration Statement No. 333-271275 on Form S-3 and Registration Statement No. 333-261987 on Form S-8 of our report dated February 24, 2025, relating to the consolidated financial statements of Apollo Global Management, Inc. and subsidiaries (the "Company") and the effectiveness of the Company's internal control over financial reporting appearing in this Annual Report on Form 10-K for the year ended December 31, 2024.

/s/ Deloitte & Touche LLP
New York, New York
February 24, 2025

CHIEF EXECUTIVE OFFICER CERTIFICATION

I, Marc Rowan, certify that:

1. I have reviewed this Annual Report on Form 10-K for the year ended December 31, 2024 of Apollo Global Management, Inc.;
2. Based on my knowledge, this report does not contain any untrue statement of a material fact or omit to state a material fact necessary to make the statements made, in light of the circumstances under which such statements were made, not misleading with respect to the period covered by this report;
3. Based on my knowledge, the financial statements, and other financial information included in this report, fairly present in all material respects the financial condition, results of operations and cash flows of the Registrant as of, and for, the periods presented in this report;
4. The Registrant's other certifying officer and I are responsible for establishing and maintaining disclosure controls and procedures (as defined in Exchange Act Rules 13a-15(e) and 15d-15(e)) and internal control over financial reporting (as defined in Exchange Act Rules 13a-15(f) and 15d-15(f)) for the Registrant and have:
 - a) Designed such disclosure controls and procedures, or caused such disclosure controls and procedures to be designed under our supervision, to ensure that material information relating to the Registrant, including its consolidated subsidiaries, is made known to us by others within those entities, particularly during the period in which this report is being prepared;
 - b) Designed such internal control over financial reporting, or caused such internal control over financial reporting to be designed under our supervision, to provide reasonable assurance regarding the reliability of financial reporting and the preparation of financial statements for external purposes in accordance with generally accepted accounting principles;
 - c) Evaluated the effectiveness of the Registrant's disclosure controls and procedures and presented in this report our conclusions about the effectiveness of the disclosure controls and procedures, as of the end of the period covered by this report based on such evaluation; and
 - d) Disclosed in this report any change in the Registrant's internal control over financial reporting that occurred during the Registrant's most recent fiscal quarter (the Registrant's fourth fiscal quarter in the case of an annual report) that has materially affected, or is reasonably likely to materially affect, the Registrant's internal control over financial reporting; and
5. The Registrant's other certifying officer and I have disclosed, based on our most recent evaluation of internal control over financial reporting, to the Registrant's auditors and the audit committee of the Registrant's board of directors (or persons performing the equivalent functions):
 - a) All significant deficiencies and material weaknesses in the design or operation of internal control over financial reporting which are reasonably likely to adversely affect the Registrant's ability to record, process, summarize and report financial information; and
 - b) Any fraud, whether or not material, that involves management or other employees who have a significant role in the Registrant's internal control over financial reporting.

Date: February 24, 2025

/s/ Marc Rowan

Marc Rowan
Chief Executive Officer

CHIEF FINANCIAL OFFICER CERTIFICATION

I, Martin Kelly, certify that:

1. I have reviewed this Annual Report on Form 10-K for the year ended December 31, 2024 of Apollo Global Management, Inc.;
2. Based on my knowledge, this report does not contain any untrue statement of a material fact or omit to state a material fact necessary to make the statements made, in light of the circumstances under which such statements were made, not misleading with respect to the period covered by this report;
3. Based on my knowledge, the financial statements, and other financial information included in this report, fairly present in all material respects the financial condition, results of operations and cash flows of the Registrant as of, and for, the periods presented in this report;
4. The Registrant's other certifying officer and I are responsible for establishing and maintaining disclosure controls and procedures (as defined in Exchange Act Rules 13a-15(e) and 15d-15(e)) and internal control over financial reporting (as defined in Exchange Act Rules 13a-15(f) and 15d-15(f)) for the Registrant and have:
 - a) Designed such disclosure controls and procedures, or caused such disclosure controls and procedures to be designed under our supervision, to ensure that material information relating to the Registrant, including its consolidated subsidiaries, is made known to us by others within those entities, particularly during the period in which this report is being prepared;
 - b) Designed such internal control over financial reporting, or caused such internal control over financial reporting to be designed under our supervision, to provide reasonable assurance regarding the reliability of financial reporting and the preparation of financial statements for external purposes in accordance with generally accepted accounting principles;
 - c) Evaluated the effectiveness of the Registrant's disclosure controls and procedures and presented in this report our conclusions about the effectiveness of the disclosure controls and procedures, as of the end of the period covered by this report based on such evaluation; and
 - d) Disclosed in this report any change in the Registrant's internal control over financial reporting that occurred during the Registrant's most recent fiscal quarter (the Registrant's fourth fiscal quarter in the case of an annual report) that has materially affected, or is reasonably likely to materially affect, the Registrant's internal control over financial reporting; and
5. The Registrant's other certifying officer and I have disclosed, based on our most recent evaluation of internal control over financial reporting, to the Registrant's auditors and the audit committee of the Registrant's board of directors (or persons performing the equivalent functions):
 - a) All significant deficiencies and material weaknesses in the design or operation of internal control over financial reporting which are reasonably likely to adversely affect the Registrant's ability to record, process, summarize and report financial information; and
 - b) Any fraud, whether or not material, that involves management or other employees who have a significant role in the Registrant's internal control over financial reporting.

Date: February 24, 2025

/s/ Martin Kelly

Martin Kelly
Chief Financial Officer

**Certification of the Chief Executive Officer
Pursuant to 18 U.S.C. Section 1350,
As Adopted Pursuant to Section 906 of the Sarbanes-Oxley Act of 2002**

In connection with the Annual Report of Apollo Global Management, Inc. (the "Company") on Form 10-K for the year ended December 31, 2024 as filed with the Securities and Exchange Commission on the date hereof (the "Report"), I, Marc Rowan, Chief Executive Officer of the Company, certify, pursuant to 18 U.S.C. § 1350, as adopted pursuant to Section 906 of the Sarbanes-Oxley Act of 2002, that, to my knowledge:

- (1) The Report fully complies with the requirements of Section 13(a) or 15(d) of the Securities Exchange Act of 1934; and
- (2) The information contained in the Report fairly presents, in all material respects, the financial condition and results of operations of the Company.

Date: February 24, 2025

/s/ Marc Rowan

Marc Rowan
Chief Executive Officer

* The foregoing certification is being furnished solely pursuant to 18 U.S.C. Section 1350 and is not being filed as part of the Report or as a separate disclosure document.

Certification of the Chief Financial Officer
Pursuant to 18 U.S.C. Section 1350,
As Adopted Pursuant to Section 906 of the Sarbanes-Oxley Act of 2002

In connection with the Annual Report of Apollo Global Management, Inc. (the "Company") on Form 10-K for the year ended December 31, 2024 as filed with the Securities and Exchange Commission on the date hereof (the "Report"), I, Martin Kelly, Chief Financial Officer of the Company, certify, pursuant to 18 U.S.C. § 1350, as adopted pursuant to Section 906 of the Sarbanes-Oxley Act of 2002, that, to my knowledge:

- (1) The Report fully complies with the requirements of Section 13(a) or 15(d) of the Securities Exchange Act of 1934; and
- (2) The information contained in the Report fairly presents, in all material respects, the financial condition and results of operations of the Company.

Date: February 24, 2025

/s/ Martin Kelly

Martin Kelly

Chief Financial Officer

* The foregoing certification is being furnished solely pursuant to 18 U.S.C. Section 1350 and is not being filed as part of the Report or as a separate disclosure document.